











NVHS Trimester Parent Survey







1. I am a _____.			Response Percent	Response Count
Parent			72.2%	26
Student			22.2%	8
Staff Member			5.6%	2
			answered question	36
			skipped question	0

2. Compared to last year: My child enjoys coming to school.			Response Percent	Response Count
Strongly Agree			5.6%	2
Agree			25.0%	9
Neutral			30.6%	11
Disagree			16.7%	6
Strongly Disagree			19.4%	7
Not Applicable			2.8%	1
			answered question	36
			skipped question	0







3. Compared to last year: My child likes his/her schedule.

		Response Percent	Response Count
Strongly Agree		11.1%	4
Agree		30.6%	11
Neutral		19.4%	7
Disagree		16.7%	6
Strongly Disagree		16.7%	6
Not Applicable		5.6%	2
		<i>answered question</i>	36
		<i>skipped question</i>	0

4. Compared to last year: My child is able to manage his/her workload.

		Response Percent	Response Count
Strongly Agree		30.6%	11
Agree		25.0%	9
Neutral		16.7%	6
Disagree		13.9%	5
Strongly Disagree		8.3%	3
Not Applicable		5.6%	2
		<i>answered question</i>	36
		<i>skipped question</i>	0

5. Compared to last year: My child is able to balance school and activities.

		Response Percent	Response Count
Strongly Agree		19.4%	7
Agree		27.8%	10
Neutral		27.8%	10
Disagree		11.1%	4
Strongly Disagree		5.6%	2
Not Applicable		8.3%	3
		<i>answered question</i>	36
		<i>skipped question</i>	0