



Community Voices

Students, Families & Staff

Aaron Tinklenberg, Communications Director

June 25, 2026

Agenda

- Grounding
- Student Survey
- Family Survey
- Staff Survey
- Next Steps

Grounding

District Core Values

- Caring Community
- Cultural Proficiency
- Inclusive Partnership
- Student Agency

Strategic Directions

- Creating space and opportunity for each and every voice to be heard
- Engaging our community to ensure common understanding

Student Survey

Methodology

Conducted March 10-April 17


- Grades 2-12 & BEST Transition
- Homeroom & advisory classes
- With support, as needed

Student Participation Results

Level	Possible	Completed	Pct.
Elementary Schools	2205	1778	81%
Middle Schools	1607	1132	70%
High Schools	2273	766	34%
BEST	37	37	100%
Totals	6122	3713	61%

I think things I learn in school are useful.

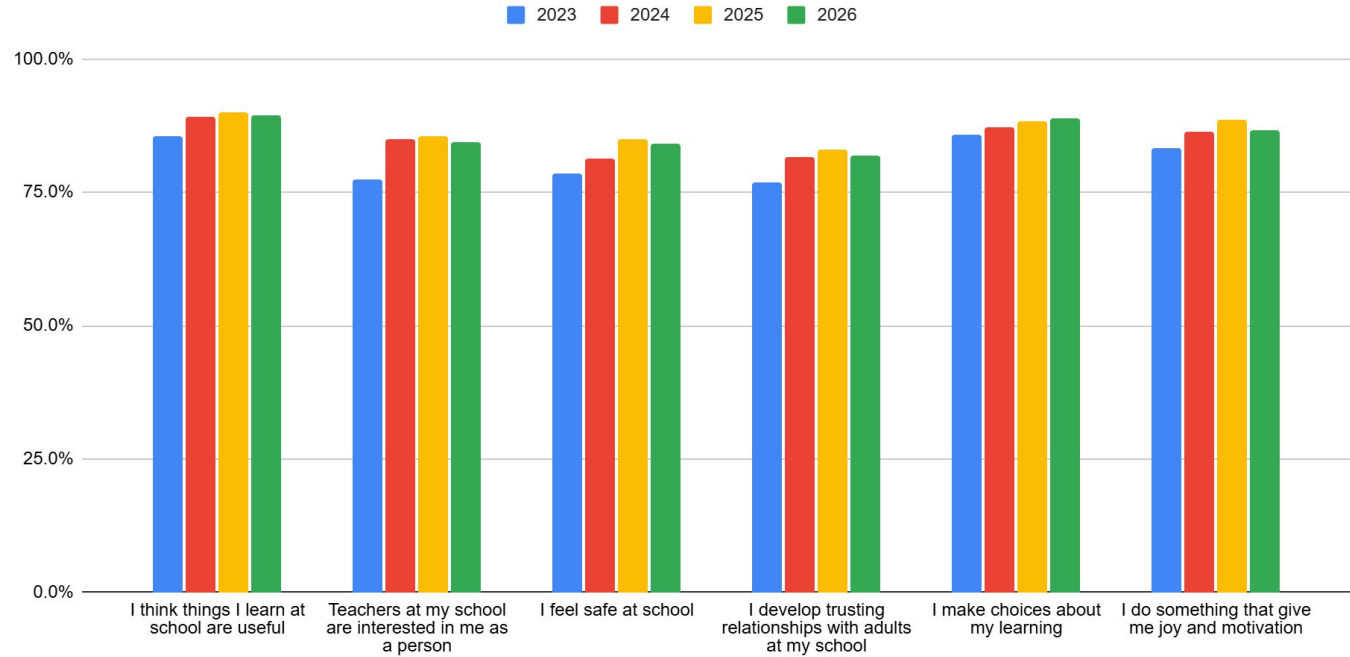
Strongly Agree
 Agree
 Disagree
 Strongly Disagree



Student Survey

Student Survey Key Metrics

Percentage of Respondents who said they Agree or Strongly Agree



	I think things I learn at school are useful	Teachers at my school are interested in me as a person	I feel safe at school	I develop trusting relationships with adults at my school	I make choices about my learning	I do something that give me joy and motivation
2023	85.5%	77.4%	78.4%	76.8%	85.9%	83.2%
2024	89.2%	84.9%	81.2%	81.7%	87.3%	86.3%
2025	90.1%	85.6%	85.0%	83.0%	88.4%	88.7%
2026	89.5%	84.5%	84.2%	82.0%	88.8%	86.6%



Family Survey

Methodology/Demographics

651 responses (up from 638 in 2025)

- Open February 13 - March 8
- Email phone & text invitations
- Promotion at conferences
- Available in English, Spanish & Somali

Demographics:

Race

- 55.8% white (60% in 2025)
- 29% BIPOC (28.6% in 2025)
- 15.2% Prefer not to say

Ethnicity

- 17.7% Hispanic



Changes this year

Earlier delivery to coincide with conferences, with the goal of increasing participation, especially among under-represented groups

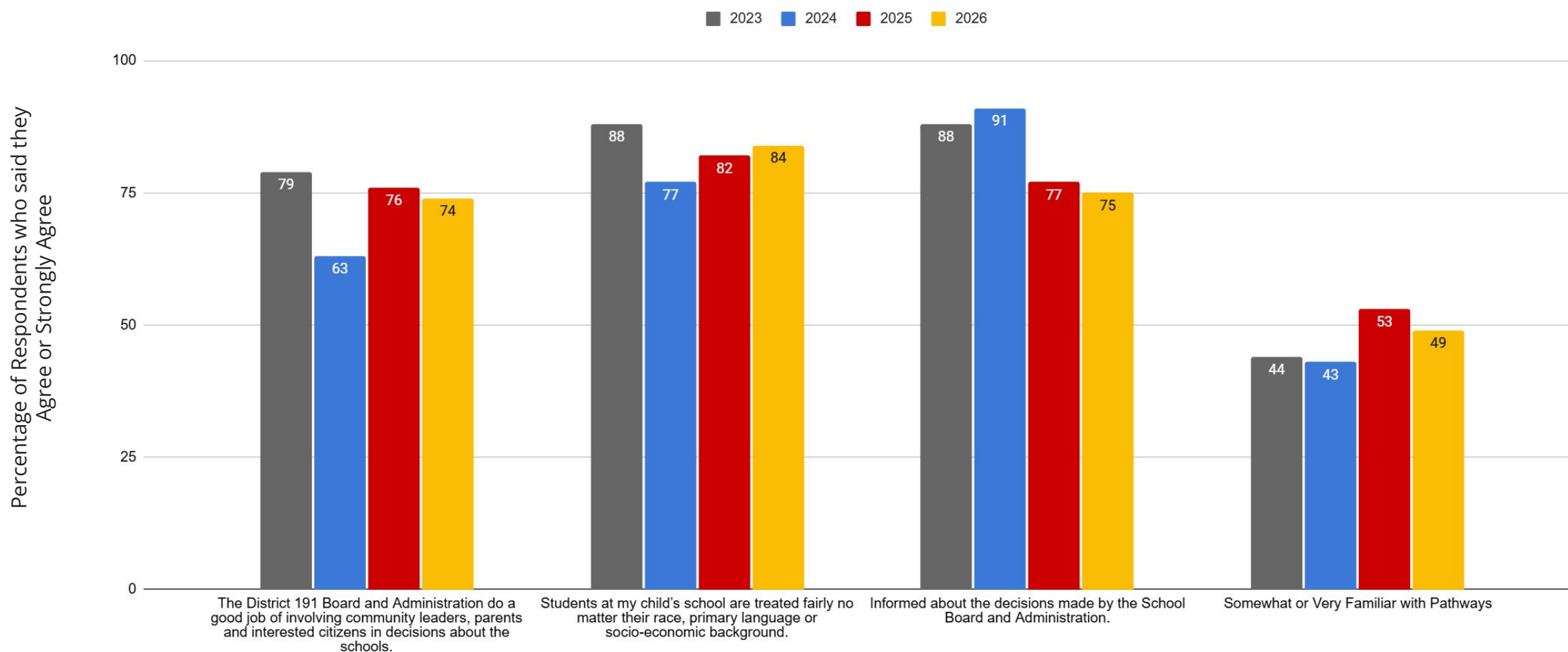


Key Results Report

[2026 Family Survey - Key Results](#)

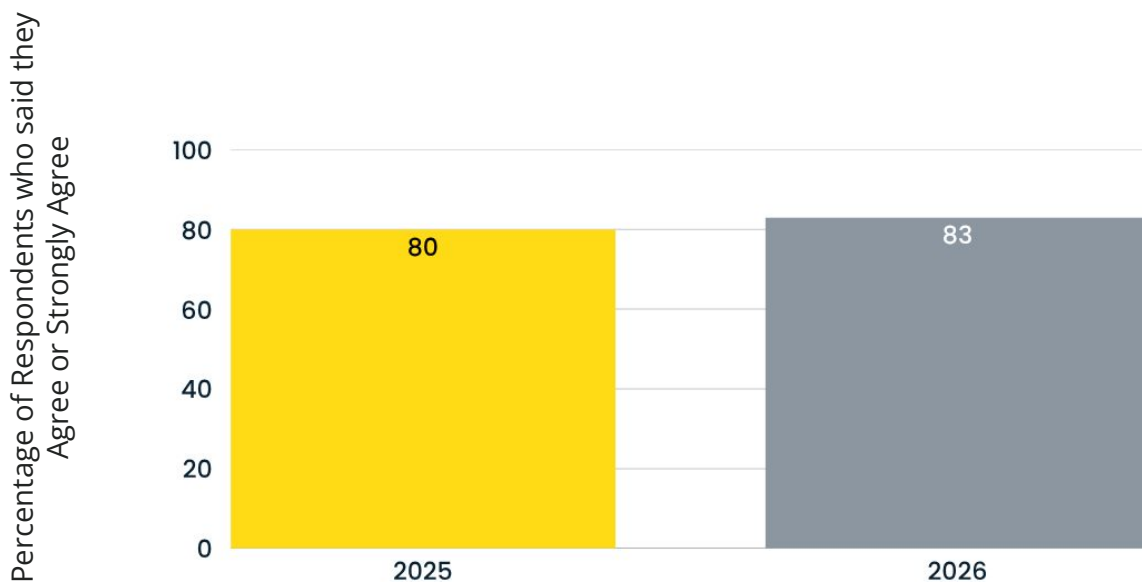
Family Survey

Family Survey: 2023-2026

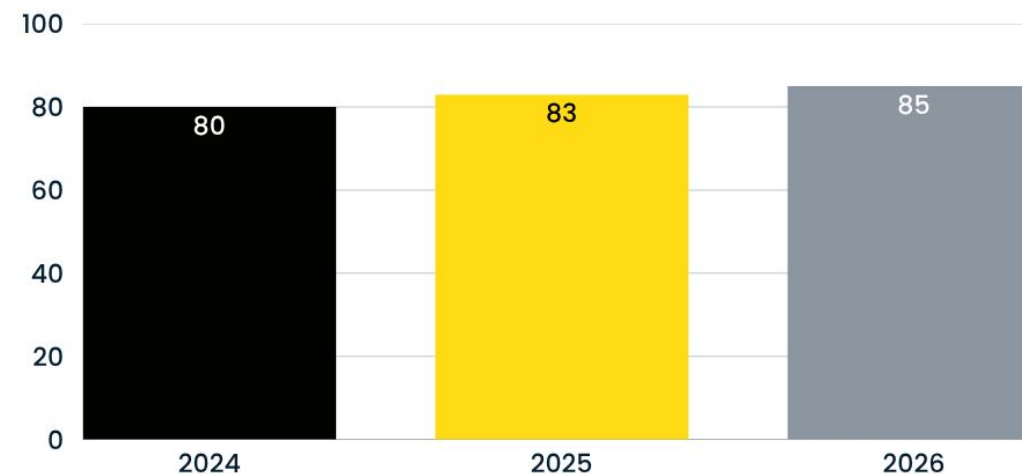


Family Survey

I would recommend District 191 to others.



My child's learning is preparing them for the next level.



Staff Survey

Methodology/Demographics

506 responses (down from 537 in 2024)

- Open April 13-May 3
- Email invitations
- In-person reminders

Demographics:

Race

- 73% white (81% in 2024)
- 8% BIPOC (7% in 2024)
- 17% Prefer not to say (12% in 2024)

Ethnicity

- 4.8% Hispanic



Changes this year

Return to in-house design & delivery

- Allows for more consistent longitudinal data
- Reduced expense
- Comparisons are with 2023 & 2024 surveys (2025 excluded)



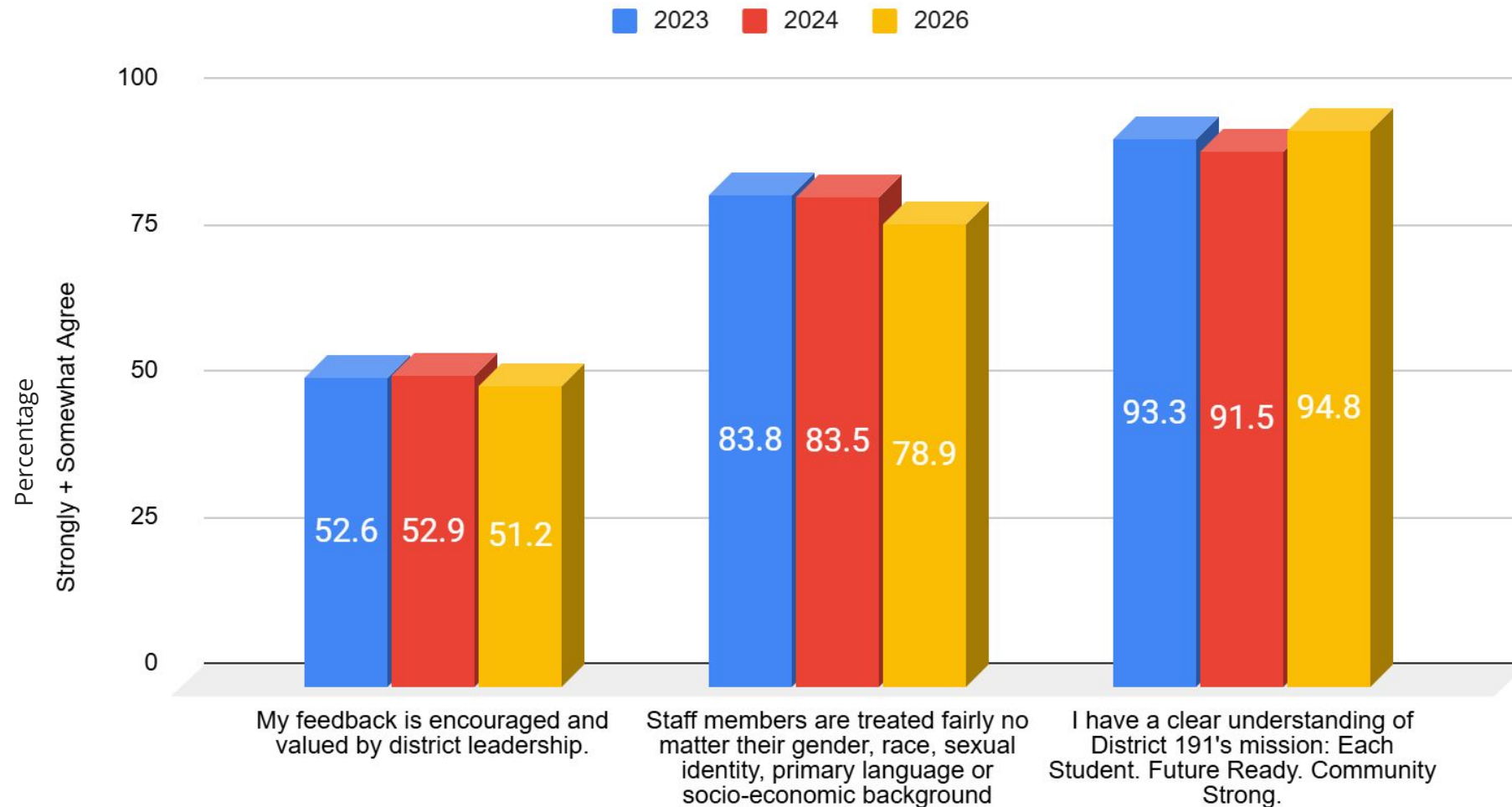
Key Results Report

[2026 Staff Survey - Key Results](#)

Staff Survey

Note: The 2025 staff survey was provided by an external organization, so comparisons are with the most recent in-house survey results.

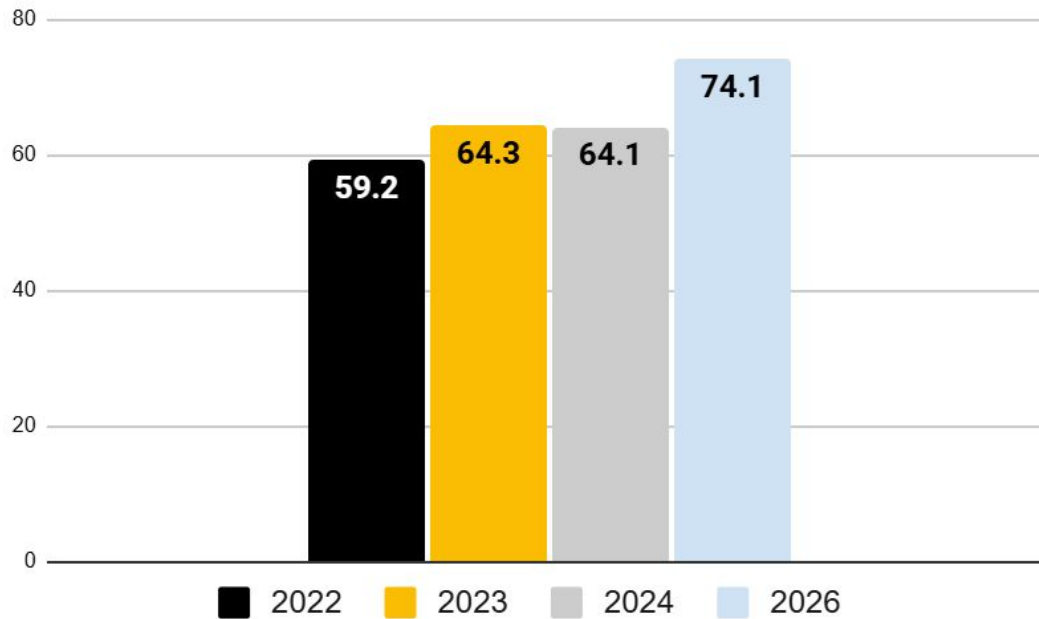
Staff Survey Results: 2023-2026*



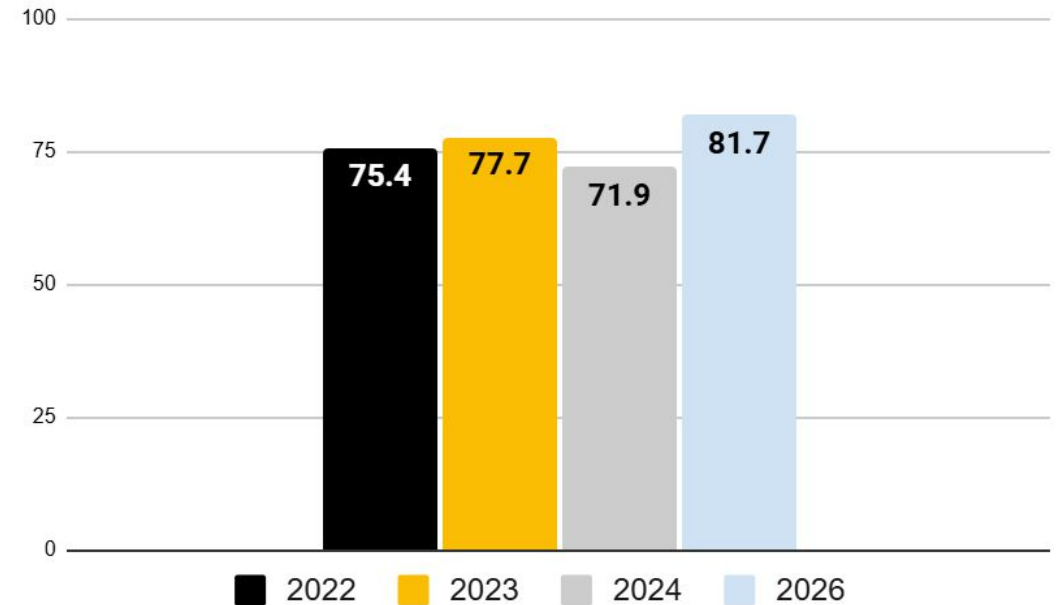
Staff Survey

I would recommend One91 to families for their children.

Percentage of Respondents who said they Agree or Strongly Agree



I feel proud to work in One91.



Next Steps

- Full reports made available and shared with public & staff
- District, school & program leaders have reviewed and are already using in planning for upcoming year
- Online Dashboard will be updated

[Thank You]