

CROSSLAKE

COMMUNITY SCHOOL

**Crosslake, MN
District 4059**

Financial Report

March 2026

**Crosslake Community School
Financial Report**

Table of Contents

Executive Summary	2
Dashboard	3
Balance Sheet	4
Statement of Revenues and Expenditures	5
Cash Flow Projection	25

**Crosslake Community School
Financial Report
Executive Summary**

Summary of Key Indicators

- Average Daily Membership (ADM) Overview –
Original Budget: 600
Working Budget: 600
Actual as of 04/01/26: 553.47 (In-Person – 133.14 and On-line – 420.33)
- The school's working budgeted net income for the year is \$-617,649. This would result in a projected cumulative fund balance of \$2,103,740 or 22.2% of expenditures at fiscal year-end.

Balance Sheet

- The July 1 balances show the audited balances at the beginning of the fiscal year.
- Cash Balance as of the reporting period is \$1,070,366 in the checking account, and \$1,086,713 in CDs.

Statement of Revenue and Expenditures

- As of month-end, 75% of the year was complete.
- Revenues received at end of the reporting period – 72.6%
- Expenditures disbursed at end of the reporting period – 69.6%
- This report shows the board approved original, working budget, and the year-to-date activity (revenues and expenditures) through the month end, and an indication of the percentage of original budget to actuals.

Cash Flow Projection

- The cash flow projection tracks the activity of revenues and expenditures from previous months and estimates our future cash balance based on our budgeted revenues and expenditures.
- Projected Days Cash on Hand for the fiscal year-end is 42 days (not including CD). Above 30 days meets best practices.

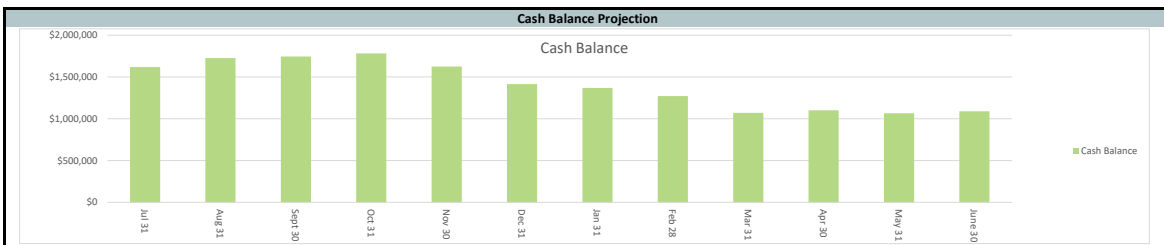
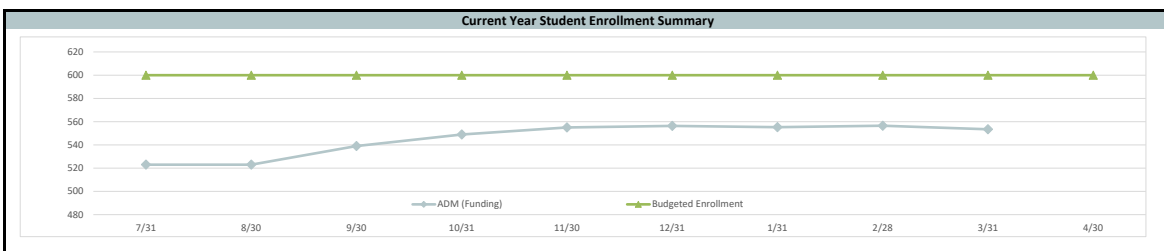
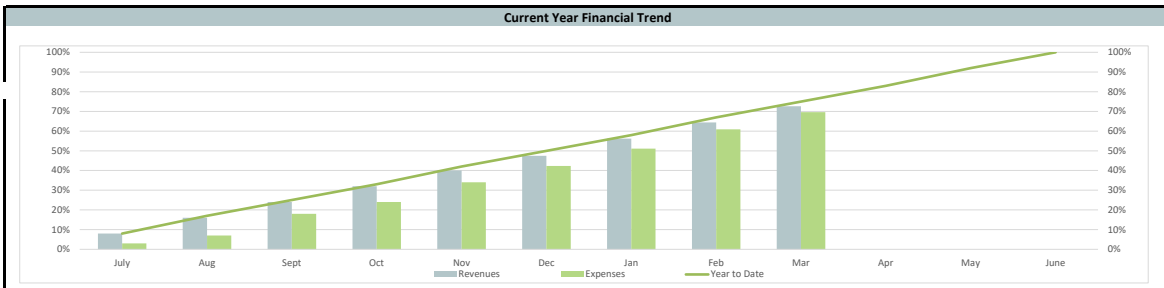
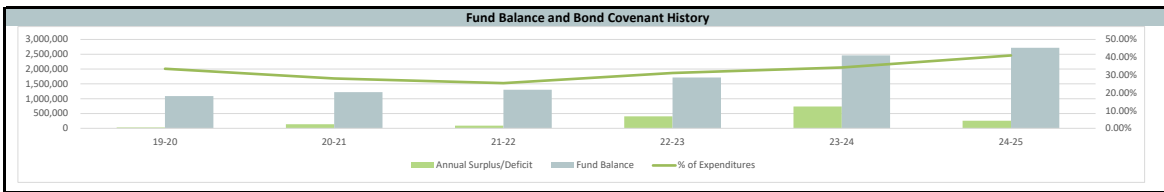
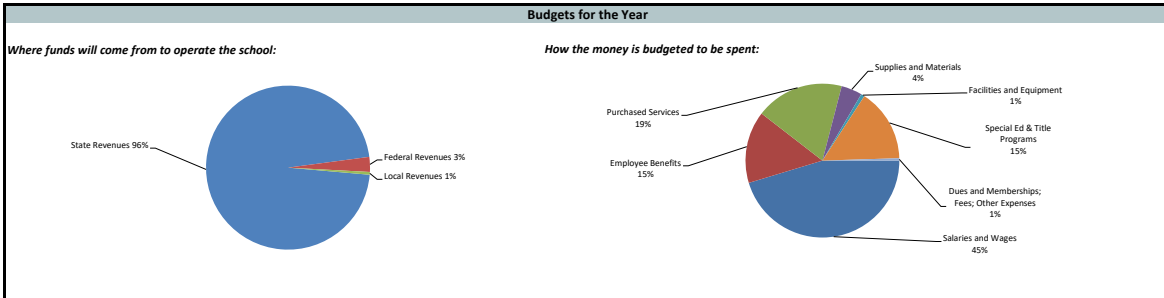
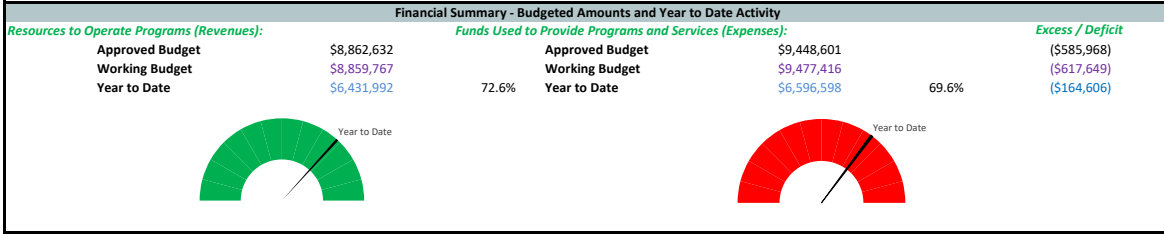
Supplemental Information (see separate attachment)

A separate report is provided that shows our payment detail, receipts that were posted and journal entry transaction that were recorded during the month (if any).

Please contact Adam Hewitt at adam.hewitt@creativeplanning.com should you have questions related to the financial report.

This financial report is prepared in a modified format in that they exclude footnotes and required supplementary information to be considered a full set of financial statements. The excluded portions will be included in the School's fiscal year-end financial statements. Creative Planning is not a licensed CPA firm, and no CPA provides any assurance on this financial report.

**Crosslake Community School
Crosslake, MN
Financial Statements Dashboard
As of March 31, 2026**



This financial report is prepared in a modified format in that they exclude footnotes and required supplementary information to be considered a full set of financial statements. The excluded portions will be included in the School's fiscal year-end financial statements. Creative Planning is not a licensed CPA firm, and no CPA provides any assurance on this financial report.

Crosslake Community School
Balance Sheet
As of March 31, 2026

	Balance June 30, 2025	Balance YTD
Assets		
101 Cash	\$ 1,679,313	\$ 1,070,366
104 Cash - Investments	1,082,649	\$ 1,086,713
115 Accounts Receivable	-	(40)
118 Due from Other Funds	-	-
121 Prior Year State Aids Receivable	-	12,270
Current Year State Aids Receivable	725,306	1,024,894
122 Prior Year Federal Aids Receivable	-	(378)
Current Year Federal Receivable	155,845	-
131 Prepaid Expenses and Deposits	68,315	1,472
	<hr/>	<hr/>
Total Assets	\$ 3,711,429	\$ 3,195,296
Liabilities and Fund Balance		
Liabilities		
201 Salaries and Wages Payable	\$ 381,962	\$ -
Salaries and Wages Summer Accrual	-	352,279
205 Due to Other Funds	-	-
206 Accounts Payable	283,064	245
215 Payroll Deductions and Contributions	325,014	(32,796)
Payroll Deduct & Contrib Summer Accrual	-	318,785
230 Deferred Revenue	-	-
	<hr/>	<hr/>
Total Liabilities	990,040	638,513
Fund Balance		
Fund balance July 1st	\$ 2,415,087	\$ 2,673,859
Restricted - Library Aid	26,373	26,373
Restricted - Literacy Aid	13,223	13,223
Restricted - Medical Assistance	7,934	7,934
Change in Fund Balance	258,772	(164,606)
	<hr/>	<hr/>
Total Fund Balance	2,721,389	2,556,783
	<hr/>	<hr/>
Total Liabilities and Fund Balance	\$ 3,711,429	\$ 3,195,296

This financial report is prepared in a modified format in that they exclude footnotes and required supplementary information to be considered a full set of financial statements. The excluded portions will be included in the School's fiscal year-end financial statements. Creative Planning is not a licensed CPA firm, and no CPA provides any assurance on this financial report.

Crosslake Community School
Statement of Revenue and Expenditures - Combined
As of March 31, 2026

	FY26 Approved Budget	FY26 Working Budget	FY26 Year to Date Activity	% of Budget 75%
Total All Funds				
Revenues				
State Revenues	\$ 8,269,599	\$ 8,274,288	\$ 6,205,716	75%
Federal Revenues	254,315	252,376	95,117	38%
Local Revenues	39,013	46,513	18,665	40%
Food Service Revenue	190,828	189,614	90,960	48%
Community Service Revenue	108,877	96,977	21,534	22%
Total Revenues	\$ 8,862,632	\$ 8,859,767	\$ 6,431,992	73%
	<i>8,862,632</i>	<i>8,859,767</i>	<i>6,431,992</i>	
Expenditures				
Salaries and Benefits	\$ 5,519,886	\$ 5,525,451	\$ 3,835,247	69%
Purchased Services	1,685,152	1,695,749	1,130,707	67%
Supplies and Materials	468,274	400,645	331,010	83%
Equipment	102,700	69,500	61,579	89%
SpEd and Title Grants	1,332,567	1,400,056	1,014,320	72%
Dues and Memberships	51,000	45,000	43,450	97%
Transfer Out	1,216	54,424	0	0%
Food Service Expenses	190,828	189,614	110,669	58%
Community Service Expenses	96,978	96,977	69,617	72%
Total Expenditures	\$ 9,448,601	\$ 9,477,416	\$ 6,596,598	70%
	<i>9,448,601</i>	<i>9,477,416</i>	<i>6,596,598</i>	
Net effect of Operations, All Funds	\$ (585,968)	\$ (617,649)	\$ (164,606)	
Beginning Fund Balance	\$ 2,721,389	\$ 2,721,389		
Ending Fund Balance	\$ 2,135,421	\$ 2,103,740		
Fund Balance % of Expenditures	22.6%	22.2%		

This financial report is prepared in a modified format in that they exclude footnotes and required supplementary information to be considered a full set of financial statements. The excluded portions will be included in the School's fiscal year-end financial statements. Creative Planning is not a licensed CPA firm, and no CPA provides any assurance on this financial report.

Crosslake Community School
Statement of Revenue and Expenditures - Combined
As of March 31, 2026

	FY26 Approved Budget	FY26 Working Budget	FY26 Year to Date Activity	% of Budget 75%
General Fund - 01				
Revenues				
State Revenues				
General Education Aid	\$ 6,059,378	\$ 6,054,076	\$ 4,683,161	77%
Q Comp	114,290	126,696	-	0%
Extended Time Revenue	7,036	6,966	-	0%
Land Endowment Aid	31,589	35,445	36,607	103%
Literacy Aid	13,770	17,310	15,579	90%
Long Term Facilities Maintenance Aid	89,417	89,417	-	0%
Building Lease Aid	890,104	890,104	-	0%
Special Education Aid	1,022,016	1,022,015	173,993	17%
Library Support Aid	20,000	9,903	-	0%
Student Support Aid	20,000	20,356	-	0%
Supplemental On-Line Learning Revenue	2,000	2,000	-	0%
Prior Year Adjustments	-	-	271,482	0%
State Holdback Receivable (estimate)	N/A	N/A	1,024,894	N/A
Total State Revenues	8,269,599	8,274,288	6,205,716	75%
Federal Revenues				
Federal Special Ed, 419	\$ 93,971	\$ 73,134	\$ -	0%
Federal Special Ed, 420	-	-	-	0%
Federal Special Ed, 425	17,342	13,279	10,037	76%
Federal Title I, 401	106,156	155,359	77,601	50%
Federal Title II, 414	14,503	-	(378)	0%
Federal Title III, 417	-	-	-	0%
Federal Title IV, 433	11,633	-	-	0%
REAP Grant	10,711	10,604	7,857	74%
Total Federal Revenues	254,315	252,376	95,117	38%
Local Revenues				
E-rate	\$ 28,364	\$ 28,364	\$ -	0%
Medical Assistance	4,000	4,000	3,269	82%
Fees from Patrons	2,449	(100)	1,376	0%
Rent	3,700	3,800	3,383	89%
Interest Revenue	500	8,000	4,571	57%
Contributions, Gifts and Grants	-	-	5,218	0%
Misc other receipts	-	2,449	849	35%
Total Local Revenues	39,013	46,513	18,665	40%
Total Revenues	\$ 8,562,927	\$ 8,573,177	\$ 6,319,498	74%

This financial report is prepared in a modified format in that they exclude footnotes and required supplementary information to be considered a full set of financial statements. The excluded portions will be included in the School's fiscal year-end financial statements. Creative Planning is not a licensed CPA firm, and no CPA provides any assurance on this financial report.

Crosslake Community School
Statement of Revenue and Expenditures - Combined
As of March 31, 2026

		FY26 Approved Budget	FY26 Working Budget	FY26 Year to Date Activity	% of Budget 75%
Expenditures					
<i>Admin and Support Services (Pro 000 - 199)</i>					
100s	Salaries	\$ 545,671	\$ 523,157	\$ 369,441	71%
200s	Benefits	230,763	229,345	165,812	72%
	Summer Accrual	-	-	80,861	N/A
	Total Salaries and Benefites	776,434	752,502	616,114	82%
305,315	Contracted Services	179,740	221,181	168,586	76%
320	Communications Services	-	-	-	0%
329	Postage	3,500	3,880	4,813	124%
366	Staff Training & Travel	7,500	1,000	631	63%
401	Non-instructional Supplies	28,390	30,800	13,023	42%
405	Software	30,090	25,000	29,703	119%
455-465	Technology Supplies	9,000	13,500	12,378	92%
490	Food	842	392	383	98%
530	Furniture & Equipment	-	-	-	0%
555	Technology Equipment	3,500	25,500	19,748	77%
820	Dues and Memberships	50,950	44,000	43,380	99%
	Total Admin and Support Services	1,089,946	1,117,755	908,759	81%
<i>Regular Instruction Services (Pro 200 - 299)</i>					
100s	Salaries	\$ 3,193,699	\$ 3,201,384	\$ 1,937,985	61%
200s	Benefits	999,278	1,003,209	559,723	56%
	Summer Accrual	-	-	404,134	N/A
	Total Salaries and Benefites	4,192,977	4,204,593	2,901,841	69%
401-433	Federal Title Programs	132,292	156,858	106,382	68%
300-399	Contracted Services	22,280	12,700	2,590	20%
366	Staff Training & Travel	2,800	2,000	945	47%
401	Non-instructional Supplies	5,985	25,000	23,360	93%
406	Instructional Software License Agreements	170,450	178,000	161,906	91%
430	Instructional Supplies	83,122	20,500	8,081	39%
456-466	Instructional Technology	29,300	45,000	27,355	61%
460	Textbooks & Workbooks	-	-	1,726	0%
490	Food	250	700	737	105%
555	Technology Equipment	87,700	42,000	40,192	96%
820	Dues and Memberships	-	1,000	70	7%
	Total Regular Instruction Services	4,727,156	4,688,351	3,275,185	70%
<i>Special Education Services (Pro 400 - 499)</i>					
100s	State SpEd - Salaries	\$ 777,820	\$ 846,623	\$ 502,251	59%
200s	State SpEd - Employee Benefits	260,183	260,183	154,527	59%
100s	Fed SpEd - Salaries	12,542	8,929	8,663	97%
200s	Fed SpEd - Employee Benefits	4,800	4,350	889	20%
	Summer Accrual	-	-	109,908	N/A
	Total Salaries and Benefites	1,055,345	1,120,085	776,238	69%
300-399	State SpEd - Contracted Services	45,409	42,179	49,908	118%
401-499	State SpEd - Supplies and Materials	5,550	7,800	6,544	84%
501-599	State SpEd - Capitalized Expenses	-	-	-	0%
300-399	Fed SpEd - Contracted Services	84,471	58,934	41,019	70%
401-499	Fed SpEd - Supplies and Materials	9,500	14,200	8,117	57%
723	State SpEd - Transportation	-	-	26,111	0%
728	State - Homeless Transportation	-	-	-	0%
	Total Special Education Services	1,200,275	1,243,198	907,937	73%

This financial report is prepared in a modified format in that they exclude footnotes and required supplementary information to be considered a full set of financial statements. The excluded portions will be included in the School's fiscal year-end financial statements. Creative Planning is not a licensed CPA firm, and no CPA provides any assurance on this financial report.

Crosslake Community School
Statement of Revenue and Expenditures - Combined
As of March 31, 2026

		FY26 Approved Budget	FY26 Working Budget	FY26 Year to Date Activity	% of Budget 75%
<i>Instructional Support Services (Pro 600 - 699)</i>					
100s	Salaries	\$ 104,467	\$ 124,036	\$ 16,527	13%
200s	Benefits	16,012	17,988	4,122	23%
	Summer Accrual	-	-	12,547	N/A
	Total Salaries and Benefites	120,479	142,024	33,196	23%
300-399	Contracted Services	500	-	-	0%
366	Staff Training & Travel	37,250	37,550	31,459	84%
401-499	Supplies and Materials	40,335	24,500	25,296	103%
470	Media Books & Resources	20,000	9,903	17,262	174%
501-599	Capitalized Expenses	3,500	2,000	1,638	82%
	Total Instructional Support Services	222,064	215,977	108,852	50%
<i>Pupil Support Services (Pro 700 - 799)</i>					
100s	Salaries	\$ 191,389	\$ 192,114	\$ 120,298	63%
200s	Benefits	88,584	85,287	37,381	44%
	Summer Accrual	-	-	29,158	N/A
	Total Salaries and Benefites	279,973	277,401	186,836	67%
300-399	Contracted Services	-	11,000	7,000	64%
720	Transportation	301,378	290,734	200,195	69%
733	Field Trip Transportation	12,000	7,000	5,447	78%
401-499	Supplies and Materials	9,760	2,100	434	21%
501-599	Capitalized Expenses	-	-	-	0%
820	Dues and Memberships	-	-	-	0%
	Total Pupil Support Services	603,111	588,235	399,911	68%
<i>Sites and Buildings (Pro 800 - 899)</i>					
100s	Salaries	\$ 100,010	\$ 100,010	\$ 52,744	53%
200s	Benefits	50,013	48,921	28,892	59%
	Summer Accrual	-	-	15,624	N/A
	Total Salaries and Benefites	150,023	148,931	97,259	65%
300-399	Contracted Services	27,400	27,900	31,845	114%
330	Utilities	50,000	50,000	35,888	72%
350	Repairs & Maintenance	15,000	5,000	5,921	118%
348-570	Building Lease	989,004	989,004	608,601	62%
401-499	Supplies and Materials	40,750	25,250	9,365	37%
530	Furniture & Equipment	8,000	-	-	0%
820	Dues and Memberships	50	-	-	0%
	Total Sites and Buildings	1,280,227	1,246,085	788,880	63%
<i>Fiscal & Other Fixed Costs (Pro 900 - 999)</i>					
340	Property and Liability Insurance	36,800	36,800	26,787	73%
		36,800	36,800	26,787	73%
	Total Expenditures	\$ 9,160,795	\$ 9,136,401	\$ 6,416,312	70%
Net effect of Operations, General Fund		\$ (599,084)	\$ (617,649)	\$ (96,814)	
	Transfer out to Food Service Fund	1,216	-	0	
	Transfer out to Community Service Fund		54,424		
Beginning Fund Balance		\$ 2,721,389	\$ 2,721,389		
Ending Fund Balance		2,121,089	2,103,741		
Fund Balance Percentage of Expenditures		22.7%	23.0%		

This financial report is prepared in a modified format in that they exclude footnotes and required supplementary information to be considered a full set of financial statements. The excluded portions will be included in the School's fiscal year-end financial statements. Creative Planning is not a licensed CPA firm, and no CPA provides any assurance on this financial report.

Crosslake Community School
Statement of Revenue and Expenditures - Combined
As of March 31, 2026

	FY26 Approved Budget	FY26 Working Budget	FY26 Year to Date Activity	% of Budget 75%
Food Services Fund - 02				
Revenues				
State Revenues	\$ 75,332	\$ 75,332	\$ 20,151	27%
Federal Revenues	111,592	111,592	70,809	63%
Commodities	-	2,689	-	0%
Sales of Meals	2,689	-	-	0%
Transfer In	1,214	-	-	0%
Total Revenues	\$ 190,828	\$ 189,614	\$ 90,960	48%
Expenditures				
Salaries	\$ 84,783	\$ 84,783	\$ 48,419	57%
Benefits	14,800	14,800	8,400	57%
Summer Accrual	-	-	10,371	N/A
Total Salaries and Benefits	99,583	99,583	67,190	67%
Contracted Services	600	600	-	0%
Supplies and Materials/Memberships	87,033	89,431	41,796	47%
Dues and Memberships	3,612	-	1,683	0%
Total Expenditures	\$ 190,828	\$ 189,614	\$ 110,669	58%
Net effect of Operations, Food Service	\$ (0)	\$ (0)	\$ (19,709)	
Beginning Fund Balance Food Service	\$ -	\$ -		
Ending Fund Balance Food Service	(0)	(0)		

Crosslake Community School
Statement of Revenue and Expenditures - Combined
As of March 31, 2026

	FY26 Approved Budget	FY26 Working Budget	FY26 Year to Date Activity	% of Budget 75%
Community Services Fund - 04				
Revenues				
Before/After School	\$ 27,000	\$ 36,735	\$ 15,609	42%
Pre-K Program	68,277	-	(110)	0%
Clubs/Sports	13,600	5,818	6,035	104%
Transfer In	-	54,424	-	0%
Total Revenues	\$ 108,877	\$ 96,977	\$ 21,534	22%
Expenditures				
Salaries & Benefits - Before/After School	\$ 36,525	\$ 36,777	\$ 30,714	84%
Salaries & Benefits - Pre-K Program	50,010	55,000	\$ 27,053	49%
Salaries & Benefits - Clubs/Sports	8,194	2,000	-	0%
Summer Accrual	-	-	8,461	N/A
Total Salaries and Benefites	94,729	93,777	66,228	71%
Purchased Services - Before/After School	150	150	-	0%
Supplies - Before/After School	50	50	-	0%
Purchased Services - Pre-K Program	50	-	-	0%
Supplies - Pre-K Program	50	-	-	0%
Purchased Services - Clubs/Sports	1,049	1,500	-	0%
Supplies - Clubs/Sports	900	1,500	3,389	226%
Total Expenditures	\$ 96,978	\$ 96,977	\$ 69,617	72%
Net effect of Operations, Food Service	\$ 11,899	\$ -	\$ (48,083)	
Beginning Fund Balance Community Service	-	-		
Ending Fund Balance Community Service	11,899	-		

Crosslake Community School
Statement of Revenue and Expenditures - District
As of March 31, 2026

	FY26 Approved Budget	FY26 Working Budget	FY26 Year to Date Activity	% of Budget 75%
Total All Funds				
Revenues				
State Revenues	\$ 82,696	\$ 82,743	\$ 62,057	75%
Federal Revenues	2,543	2,524	18,292	725%
Local Revenues	390	465	187	40%
Food Service Revenue	0	0	0	0%
Community Service Revenue	0	0	0	0%
Total Revenues	\$ 85,629	\$ 85,732	\$ 80,536	94%
	<i>85,629</i>	<i>85,732</i>	<i>80,536</i>	
Expenditures				
Salaries and Benefits	\$ 234,506	\$ 975,720	\$ 736,902	76%
Purchased Services	1,443,989	1,654,499	1,108,462	67%
Supplies and Materials	41,443	113,542	82,818	73%
Equipment	11,535	27,500	21,386	78%
SpEd and Title Grants	11,000	20	26,124	130619%
Dues and Memberships	510	44,000	43,380	99%
Transfer Out	0	0	0	0%
Food Service Expenses	0	0	0	0%
Community Service Expenses	0	0	0	0%
Total Expenditures	\$ 1,742,983	\$ 2,815,281	\$ 2,019,072	72%
	<i>1,742,983</i>	<i>2,815,281</i>	<i>2,019,072</i>	
Net effect of Operations, All Funds	\$ (1,657,354)	\$ (2,729,549)	\$ (1,938,537)	

**Crosslake Community School
Statement of Revenue and Expenditures - District
As of March 31, 2026**

	FY26 Approved Budget	FY26 Working Budget	FY26 Year to Date Activity	% of Budget 75%
General Fund - 01				
Revenues				
State Revenues				
General Education Aid	\$ 60,594	\$ 60,541	\$ 46,832	77%
Q Comp	1,143	1,267	-	0%
Extended Time Revenue	70	70	-	0%
Land Endowment Aid	316	354	366	103%
Literacy Aid	138	173	156	0%
Long Term Facilites Maintenance Aid	894	894	-	0%
Building Lease Aid	8,901	8,901	-	0%
Special Education Aid	10,220	10,220	1,740	17%
Library Support Aid	200	99	-	0%
Student Support Aid	200	204	-	0%
Supplemental On-Line Learning Revenue	20	20	-	0%
Prior Year Adjustments	-	-	2,715	0%
State Holdback Receivable (estimate)	N/A	N/A	10,249	N/A
Total State Revenues	82,696	82,743	62,057	75%
Federal Revenues				
Federal Special Ed, 419	\$ 940	\$ 731	\$ -	0%
Federal Special Ed, 420	-	-	-	0%
Federal Special Ed, 425	173	133	10,037	7558%
Federal Title I, 401	1,062	1,554	776	50%
Federal Title II, 414	145	-	(378)	0%
Federal Title III, 417	-	-	-	0%
Federal Title IV, 433	116	-	-	0%
Stronger Connections	-	-	-	0%
REAP Grant	107	106	7,857	7409%
Total Federal Revenues	2,543	2,524	18,292	725%
Local Revenues				
E-rate	\$ 284	\$ 284	\$ -	0%
Medical Assistance	40	40	33	82%
Fees from Patrons	(1)	(1)	14	0%
Rent	38	38	34	89%
Interest Revenue	5	80	46	57%
Contributions, Gifts and Grants	-	-	52	0%
Misc other receipts	24	24	8	35%
Total Local Revenues	390	465	187	40%
Total Revenues	\$ 85,629	\$ 85,732	\$ 80,536	94%

**Crosslake Community School
Statement of Revenue and Expenditures - District
As of March 31, 2026**

		FY26 Approved Budget	FY26 Working Budget	FY26 Year to Date Activity	% of Budget 75%
Expenditures					
<i>Admin and Support Services (Pro 000 - 199)</i>					
100s	Salaries	\$ 5,457	\$ 523,157	\$ 369,441	71%
200s	Benefits	2,308	229,345	165,812	72%
	Summer Accrual	-	-	80,861	N/A
	Total Salaries and Benefites	7,764	752,502	616,114	82%
305,315	Contracted Services	1,797	221,181	168,586	76%
320	Communications Services	-	-	-	0%
329	Postage	35	3,880	4,813	124%
366	Staff Training & Travel	75	1,000	631	63%
401	Non-instructional Supplies	284	30,800	13,023	42%
405	Software	301	25,000	29,703	119%
455-465	Technology Supplies	90	13,500	12,378	92%
490	Food	8	392	383	98%
530	Furniture & Equipment	-	-	-	0%
555	Technology Equipment	35	25,500	19,748	77%
820	Dues and Memberships	510	44,000	43,380	99%
	Total Admin and Support Services	10,899	1,117,755	908,759	81%
<i>Regular Instruction Services (Pro 200 - 299)</i>					
100s	Salaries	\$ -	\$ -	\$ -	0%
200s	Benefits	-	-	-	0%
	Summer Accrual	-	-	-	N/A
	Total Salaries and Benefites	-	-	-	0%
401-433	Federal Title Programs	10,000	-	-	0%
300-399	Contracted Services	-	-	-	0%
366	Staff Training & Travel	-	-	-	0%
401	Non-instructional Supplies	-	10,000	10,036	100%
406	Instructional Software License Agreements	-	-	-	0%
430	Instructional Supplies	-	-	-	0%
456-466	Instructional Technology	-	-	-	0%
460	Textbooks & Workbooks	-	-	-	0%
490	Food	-	-	-	0%
555	Technology Equipment	-	-	-	0%
	Total Regular Instruction Services	10,000	10,000	10,036	100%
<i>Special Education Services (Pro 400 - 499)</i>					
100s	State SpEd - Salaries	\$ -	\$ -	\$ -	0%
200s	State SpEd - Employee Benefits	-	-	-	0%
100s	Fed SpEd - Salaries	-	-	-	0%
200s	Fed SpEd - Employee Benefits	-	-	-	0%
	Summer Accrual	-	-	-	N/A
	Total Salaries and Benefites	-	-	-	0%
300-399	State SpEd - Contracted Services	1,000	20	13	65%
401-499	State SpEd - Supplies and Materials	-	-	-	0%
501-599	State SpEd - Capitalized Expenses	-	-	-	0%
300-399	Fed SpEd - Contracted Services	-	-	-	0%
401-499	Fed SpEd - Supplies and Materials	-	-	-	0%
723	State SpEd - Transportation	-	-	26,111	0%
728	State - Homeless Transportation	-	-	-	0%
	Total Special Education Services	1,000	20	26,124	130619%

This financial report is prepared in a modified format in that they exclude footnotes and required supplementary information to be considered a full set of financial statements. The excluded portions will be included in the School's fiscal year-end financial statements. Creative Planning is not a licensed CPA firm, and no CPA provides any assurance on this financial report.

Crosslake Community School
Statement of Revenue and Expenditures - District
As of March 31, 2026

		FY26 Approved Budget	FY26 Working Budget	FY26 Year to Date Activity	% of Budget 75%
<i>Instructional Support Services (Pro 600 - 699)</i>					
100s	Salaries	\$ 22,057	\$ 22,120	\$ -	0%
200s	Benefits	3,533	1,020	-	0%
	Summer Accrual	-	-	-	N/A
	Total Salaries and Benefits	25,590	23,140	-	0%
300-399	Contracted Services	-	-	-	0%
366	Staff Training & Travel	10,500	11,000	12,748	116%
401-499	Supplies and Materials	-	8,000	7,495	94%
470	Media Books & Resources	-	-	-	0%
501-599	Capitalized Expenses	3,500	2,000	1,638	82%
	Total Instructional Support Services	39,590	44,140	21,882	50%
<i>Pupil Support Services (Pro 700 - 799)</i>					
100s	Salaries	\$ 31,784	\$ 31,784	\$ 13,506	42%
200s	Benefits	19,345	19,363	9,731	50%
	Summer Accrual	-	-	292	N/A
	Total Salaries and Benefits	51,129	51,147	23,529	46%
300-399	Contracted Services	-	11,000	7,000	64%
720	Transportation	301,378	290,734	200,195	69%
733	Field Trip Transportation	12,000	7,000	5,447	78%
401-499	Supplies and Materials	10	600	434	72%
501-599	Capitalized Expenses	-	-	-	0%
	Total Pupil Support Services	364,517	360,481	236,604	66%
<i>Sites and Buildings (Pro 800 - 899)</i>					
100s	Salaries	\$ 100,010	\$ 100,010	\$ 52,744	53%
200s	Benefits	50,013	48,921	28,892	59%
	Summer Accrual	-	-	15,624	N/A
	Total Salaries and Benefits	150,023	148,931	97,259	65%
300-399	Contracted Services	27,400	27,900	31,845	114%
330	Utilities	50,000	50,000	35,888	72%
350	Repairs & Maintenance	15,000	5,000	5,921	118%
348-570	Building Lease	989,004	989,004	608,601	62%
401-499	Supplies and Materials	40,750	25,250	9,365	37%
520	Leasehold Improvements	-	-	-	0%
530	Furniture & Equipment	8,000	-	-	0%
	Total Sites and Buildings	1,280,177	1,246,085	788,880	63%
<i>Fiscal & Other Fixed Costs (Pro 900 - 999)</i>					
340	Property and Liability Insurance	36,800	36,800	26,787	73%
	Total Expenditures	\$ 1,742,983	\$ 2,815,281	\$ 2,019,072	72%
Net effect of Operations, General Fund		\$ (1,657,354)	\$ (2,729,549)	\$ (1,938,537)	
Transfer out to Food Service Fund		-	-	0	

Crosslake Community School
Statement of Revenue and Expenditures - In-Person
As of March 31, 2026

	FY26 Approved Budget	FY26 Working Budget	FY26 Year to Date Activity	% of Budget 75%
Total All Funds				
Revenues				
State Revenues	\$ 2,067,400	\$ 2,068,572	\$ 1,551,429	75%
Federal Revenues	63,579	63,094	19,400	31%
Local Revenues	9,753	11,628	4,666	40%
Food Service Revenue	190,828	189,614	90,960	48%
Community Service Revenue	108,877	96,977	21,534	22%
Total Revenues	\$ 2,440,437	\$ 2,429,885	\$ 1,687,990	69%
	<i>2,440,437</i>	<i>2,429,885</i>	<i>1,687,990</i>	
Expenditures				
Salaries and Benefits	\$ 1,895,742	\$ 1,719,032	\$ 1,023,472	60%
Purchased Services	86,135	34,050	15,099	44%
Supplies and Materials	154,368	49,603	46,545	94%
Equipment	875	0	0	0%
SpEd and Title Grants	644,589	700,307	482,191	69%
Dues and Memberships	12,738	0	70	0%
Transfer Out	16,000	0	0	0%
Food Service Expenses	190,828	189,614	110,669	58%
Community Service Expenses	96,978	96,977	61,156	63%
Total Expenditures	\$ 3,098,252	\$ 2,789,583	\$ 1,739,202	62%
	<i>3,098,252</i>	<i>2,789,583</i>	<i>1,739,202</i>	
Net effect of Operations, All Funds	\$ (657,814)	\$ (359,698)	\$ (51,212)	

Crosslake Community School
Statement of Revenue and Expenditures - In-Person
As of March 31, 2026

FY26 Approved Budget	FY26 Working Budget	FY26 Year to Date Activity	% of Budget 75%
-------------------------	------------------------	-------------------------------	--------------------

General Fund - 01

Revenues

State Revenues

General Education Aid	\$ 1,514,845	\$ 1,513,519	\$ 1,170,790	77%
Q Comp	28,573	31,674	-	0%
Extended Time Revenue	1,759	1,742	-	0%
Land Endowment Aid	7,897	8,861	9,152	103%
Literacy Aid	3,443	4,328	3,895	0%
Long Term Facilities Maintenance Aid	22,354	22,354	-	0%
Building Lease Aid	222,526	222,526	-	0%
Special Education Aid	255,504	255,504	43,498	17%
Library Support Aid	5,000	2,476	-	0%
Student Support Aid	5,000	5,089	-	0%
Supplemental On-Line Learning Revenue	500	500	-	0%
Prior Year Adjustments	-	-	67,871	0%
State Holdback Receivable (estimate)	N/A	N/A	256,223	N/A
Total State Revenues	2,067,400	2,068,572	1,551,429	75%

Federal Revenues

Federal Special Ed, 419	\$ 23,493	\$ 18,284	\$ -	0%
Federal Special Ed, 420	\$ -	-	-	0%
Federal Special Ed, 425	\$ 4,336	3,320	-	0%
Federal Title I, 401	\$ 26,539	38,840	19,400	50%
Federal Title II, 414	\$ 3,626	-	-	0%
Federal Title III, 417	\$ -	-	-	0%
Federal Title IV, 433	\$ 2,908	-	-	0%
REAP Grant	\$ 2,678	2,651	-	0%
Total Federal Revenues	63,579	63,094	19,400	31%

Local Revenues

E-rate	\$ 7,091	\$ 7,091	\$ -	0%
Medical Assistance	1,000	1,000	817	82%
Fees from Patrons	(25)	(25)	344	0%
Rent	950	950	846	89%
Interest Revenue	125	2,000	1,143	57%
Contributions, Gifts and Grants	-	-	1,304	0%
Misc other receipts	612	612	212	35%
Total Local Revenues	9,753	11,628	4,666	40%

Total Revenues	\$ 2,140,732	\$ 2,143,294	\$ 1,575,496	74%
-----------------------	---------------------	---------------------	---------------------	------------

Crosslake Community School
Statement of Revenue and Expenditures - In-Person
As of March 31, 2026

		FY26 Approved Budget	FY26 Working Budget	FY26 Year to Date Activity	% of Budget 75%
Expenditures					
<i>Admin and Support Services (Pro 000 - 199)</i>					
100s	Salaries	\$ 136,418	\$ -	\$ -	0%
200s	Benefits	\$ 57,691	-	-	0%
	Summer Accrual	-	-	-	N/A
	Total Salaries and Benefits	194,109	-	-	0%
305,315	Contracted Services	44,935	-	-	0%
320	Communications Services	-	-	-	0%
329	Postage	875	-	-	0%
366	Staff Training & Travel	1,875	-	-	0%
401	Non-instructional Supplies	7,098	-	-	0%
405	Software	7,523	-	-	0%
455-465	Technology Supplies	2,250	-	-	0%
490	Food	211	-	-	0%
530	Furniture & Equipment	-	-	-	0%
555	Technology Equipment	875	-	-	0%
820	Dues and Memberships	12,738	-	-	0%
	Total Admin and Support Services	272,487	-	-	0%
<i>Regular Instruction Services (Pro 200 - 299)</i>					
100s	Salaries	\$ 1,227,617	\$ 1,228,407	\$ 668,040	54%
200s	Benefits	398,280	399,850	196,556	49%
	Summer Accrual	-	-	101,033	N/A
	Total Salaries and Benefits	1,625,897	1,628,257	965,629	59%
401-433	Federal Title Programs	122,292	156,858	106,382	68%
300-399	Contracted Services	11,700	7,500	889	12%
366	Staff Training & Travel	-	-	-	0%
401	Non-instructional Supplies	4,200	4,500	3,323	74%
406	Instructional Software License Agreements	9,000	10,000	10,633	106%
430	Instructional Supplies	64,652	17,500	7,542	43%
456-466	Instructional Technology	14,200	-	-	0%
460	Textbooks & Workbooks	-	-	64	0%
490	Food	250	700	737	105%
555	Technology Equipment	-	-	-	0%
820	Dues and Memberships	-	1,000	70	7%
	Total Regular Instruction Services	1,852,191	1,825,315	1,095,270	60%
<i>Special Education Services (Pro 400 - 499)</i>					
100s	State SpEd - Salaries	\$ 274,400	\$ 315,951	\$ 182,814	58%
200s	State SpEd - Employee Benefits	89,125	102,326	61,030	60%
100s	Fed SpEd - Salaries	12,542	8,929	8,663	97%
200s	Fed SpEd - Employee Benefits	4,800	4,350	889	20%
	Summer Accrual	-	-	27,477	N/A
	Total Salaries and Benefits	380,867	431,556	280,873	65%
300-399	State SpEd - Contracted Services	44,409	42,159	49,895	118%
401-499	State SpEd - Supplies and Materials	3,050	1,300	604	46%
501-599	State SpEd - Capitalized Expenses	-	-	-	0%
300-399	Fed SpEd - Contracted Services	84,471	58,934	41,019	70%
401-499	Fed SpEd - Supplies and Materials	9,500	9,500	3,417	36%
723	State SpEd - Transportation	-	-	-	0%
728	State - Homeless Transportation	-	-	-	0%
	Total Special Education Services	522,297	543,449	375,808	69%

This financial report is prepared in a modified format in that they exclude footnotes and required supplementary information to be considered a full set of financial statements. The excluded portions will be included in the School's fiscal year-end financial statements. Creative Planning is not a licensed CPA firm, and no CPA provides any assurance on this financial report.

Crosslake Community School
Statement of Revenue and Expenditures - In-Person
As of March 31, 2026

		FY26 Approved Budget	FY26 Working Budget	FY26 Year to Date Activity	% of Budget 75%
<i>Instructional Support Services (Pro 600 - 699)</i>					
100s	Salaries	\$ 32,740	\$ 43,240	\$ 16,527	38%
200s	Benefits	5,479	9,968	4,122	41%
	Summer Accrual	-	-	3,137	N/A
	Total Salaries and Benefits	38,219	53,208	23,786	45%
300-399	Contracted Services	-	-	-	0%
366	Staff Training & Travel	26,750	26,550	14,210	54%
401-499	Supplies and Materials	15,235	5,500	6,983	127%
470	Media Books & Resources	20,000	9,903	17,262	174%
501-599	Capitalized Expenses	-	-	-	0%
	Total Instructional Support Services	100,204	95,161	62,242	65%
<i>Pupil Support Services (Pro 700 - 799)</i>					
100s	Salaries	\$ 19,180	\$ 19,180	\$ 24,277	127%
200s	Benefits	18,337	18,387	2,491	14%
	Summer Accrual	-	-	7,289	N/A
	Total Salaries and Benefits	37,517	37,567	34,057	91%
300-399	Contracted Services	-	-	-	0%
720	Transportation	-	-	-	0%
733	Field Trip Transportation	-	-	-	0%
401-499	Supplies and Materials	9,750	1,500	-	0%
501-599	Capitalized Expenses	-	-	-	0%
	Total Pupil Support Services	47,267	39,067	34,057	87%
<i>Sites and Buildings (Pro 800 - 899)</i>					
100s	Salaries	\$ -	\$ -	\$ -	0%
200s	Benefits	-	-	-	0%
	Summer Accrual	-	-	-	N/A
	Total Salaries and Benefits	-	-	-	0%
300-399	Contracted Services	-	-	-	0%
330	Utilities	-	-	-	0%
350	Repairs & Maintenance	-	-	-	0%
348-570	Building Lease	-	-	-	0%
401-499	Supplies and Materials	-	-	-	0%
520	Leasehold Improvements	-	-	-	0%
530	Furniture & Equipment	-	-	-	0%
	Total Sites and Buildings	-	-	-	0%
<i>Fiscal & Other Fixed Costs (Pro 900 - 999)</i>					
340	Property and Liability Insurance	-	-	-	0%
	Total Expenditures	\$ 2,794,446	\$ 2,502,992	\$ 1,567,377	63%
Net effect of Operations, General Fund		\$ (653,713)	\$ (359,698)	\$ 8,118	
Transfer out to Food Service Fund		16,000	-	0	

Crosslake Community School
Statement of Revenue and Expenditures - In-Person
As of March 31, 2026

FY26 Approved Budget	FY26 Working Budget	FY26 Year to Date Activity	% of Budget 75%
-------------------------	------------------------	-------------------------------	--------------------

Food Services Fund - 02

Revenues				
State Revenues	\$ 75,332	\$ 75,332	\$ 20,151	27%
Federal Revenues	111,592	111,592	70,809	63%
Commodities	-	2,689	-	0%
Sales of Meals	2,689	-	-	0%
Transfer In	1,214	-	-	0%
Total Revenues	\$ 190,828	\$ 189,614	\$ 90,960	48%
Expenditures				
Salaries	\$ 84,783	\$ 84,783	\$ 48,419	57%
Benefits	14,800	14,800	8,400	57%
Summer Accrual	-	-	10,371	N/A
Total Salaries and Benefits	99,583	99,583	67,190	67%
Contracted Services	600	600	-	0%
Supplies and Materials/Memberships	90,645	89,431	41,796	47%
Dues and Memberships	-	-	1,683	0%
Total Expenditures	\$ 190,828	\$ 189,614	\$ 110,669	58%
Net effect of Operations, Food Service	\$ (0)	\$ (0)	\$ (19,709)	
Beginning Fund Balance Food Service	\$ -	\$ -		
Ending Fund Balance Food Service	(0)	(0)		

Crosslake Community School
Statement of Revenue and Expenditures - In-Person
As of March 31, 2026

FY26 Approved Budget	FY26 Working Budget	FY26 Year to Date Activity	% of Budget 75%
-------------------------	------------------------	-------------------------------	--------------------

Community Services Fund - 04

Revenues

Before/After School	\$ 27,000	\$ 36,735	\$ 15,609	42%
Pre-K Program	68,277	-	(110)	0%
Clubs/Sports	13,600	5,818	6,035	104%
Transfer In	-	54,424	-	0%
Total Revenues	\$ 108,877	\$ 96,977	\$ 21,534	22%

Expenditures

Salaries & Benefits - Before/After School	\$ 36,525	\$ 36,777	30,714	84%
Salaries & Benefits - Pre-K Program	50,010	55,000	27,053	49%
Salaries & Benefits - Clubs/Sports	8,194	2,000	-	0%
Summer Accrual	-	-	-	N/A
Total Salaries and Benefits	94,729	93,777	57,767	62%
Purchased Services - Before/After School	150	150	-	0%
Supplies - Before/After School	50	50	-	0%
Purchased Services - Pre-K Program	50	-	-	0%
Supplies - Pre-K Program	50	-	-	0%
Purchased Services - Clubs/Sports	1,049	1,500	-	0%
Supplies - Clubs/Sports	900	1,500	3,389	226%
Total Expenditures	\$ 96,978	\$ 96,977	\$ 61,156	63%

Net effect of Operations, Food Service	\$ 11,899	\$ -	\$ (39,622)
---	------------------	-------------	--------------------

Crosslake Community School
Statement of Revenue and Expenditures - On-Line
As of March 31, 2026

	FY26 Approved Budget	FY26 Working Budget	FY26 Year to Date Activity	% of Budget 75%
Total All Funds				
Revenues				
State Revenues	\$ 6,119,504	\$ 6,122,973	\$ 4,592,230	75%
Federal Revenues	188,194	186,758	57,425	31%
Local Revenues	28,870	34,420	13,812	40%
Food Service Revenue	-	0	0	0%
Community Service Revenue	-	0	-	0%
Total Revenues	\$ 6,336,568	\$ 6,344,151	\$ 4,663,467	74%
	<i>6,336,568</i>	<i>6,344,151</i>	<i>4,663,467</i>	
Expenditures				
Salaries and Benefits	\$ 3,389,638	\$ 2,830,699	\$ 2,075,164	73%
Purchased Services	155,028	7,200	7,146	99%
Supplies and Materials	272,463	237,500	201,647	85%
Equipment	90,290	42,000	40,192	96%
SpEd and Title Grants	676,978	699,729	506,005	72%
Dues and Memberships	37,703	0	0	0%
Transfer Out	-	0	-	0%
Food Service Expenses	-	0	0	0%
Community Service Expenses	-	0	-	0%
Total Expenditures	\$ 4,622,100	\$ 3,817,128	\$ 2,830,154	74%
	<i>4,622,100</i>	<i>3,817,128</i>	<i>2,830,154</i>	
			-	
Net effect of Operations, All Funds	\$ 1,714,468	\$ 2,527,023	\$ 1,833,313	

This financial report is prepared in a modified format in that they exclude footnotes and required supplementary information to be considered a full set of financial statements. The excluded portions will be included in the School's fiscal year-end financial statements. Creative Planning is not a licensed CPA firm, and no CPA provides any assurance on this financial report.

Crosslake Community School
Statement of Revenue and Expenditures - On-Line
As of March 31, 2026

FY26 Approved Budget	FY26 Working Budget	FY26 Year to Date Activity	% of Budget 75%
-------------------------	------------------------	-------------------------------	-----------------------

General Fund - 01

Revenues

State Revenues

General Education Aid	\$ 4,483,940	\$ 4,480,016	\$ 3,465,539	77%
Q Comp	84,575	93,755	-	0%
Extended Time Revenue	5,207	5,155	-	0%
Land Endowment Aid	23,376	26,229	27,089	103%
Literacy Aid	10,190	12,809	11,528	0%
Long Term Facilities Maintenance Aid	66,169	66,169	-	0%
Building Lease Aid	658,677	658,677	-	0%
Special Education Aid	756,292	756,291	128,755	17%
Library Support Aid	14,800	7,328	-	0%
Student Support Aid	14,800	15,063	-	0%
Supplemental On-Line Learning Revenue	1,480	1,480	-	0%
Hourly Unemployment	-	-	-	0%
Prior Year Adjustments	-	-	200,897	0%
State Holdback Receivable (estimate)	N/A	N/A	758,421	N/A
Total State Revenues	6,119,504	6,122,973	4,592,230	75%

Federal Revenues

Federal Special Ed, 419	\$ 69,539	\$ 54,119	\$ -	0%
Federal Special Ed, 420	-	-	-	0%
Federal Special Ed, 425	12,833	9,826	-	0%
Federal Title I, 401	78,555	114,966	57,425	50%
Federal Title II, 414	10,732	-	-	0%
Federal Title III, 417	-	-	-	0%
Federal Title IV, 433	8,608	-	-	0%
REAP Grant	7,926	7,847	-	0%
Total Federal Revenues	188,194	186,758	57,425	31%

Local Revenues

E-rate	\$ 20,989	\$ 20,989	\$ -	0%
Medical Assistance	2,960	2,960	2,419	82%
Fees from Patrons	(74)	(74)	1,018	0%
Rent	2,812	2,812	2,503	89%
Interest Revenue	370	5,920	3,383	57%
Contributions, Gifts and Grants	-	-	3,861	0%
Misc other receipts	1,813	1,812	628	35%
Total Local Revenues	28,870	34,420	13,812	40%

Total Revenues	\$ 6,336,568	\$ 6,344,151	\$ 4,663,467	74%
-----------------------	---------------------	---------------------	---------------------	------------

Crosslake Community School
Statement of Revenue and Expenditures - On-Line
As of March 31, 2026

		FY26 Approved Budget	FY26 Working Budget	FY26 Year to Date Activity	% of Budget 75%
Expenditures					
<i>Admin and Support Services (Pro 000 - 199)</i>					
100s	Salaries	\$ 403,797	\$ -	\$ -	0%
200s	Benefits	\$ 170,765	-	-	0%
	Summer Accrual	-	-	-	N/A
	Total Salaries and Benefites	574,561	-	-	0%
305,315	Contracted Services	133,008	-	-	0%
320	Communications Services	-	-	-	0%
329	Postage	2,590	-	-	0%
366	Staff Training & Travel	5,550	-	-	0%
401	Non-instructional Supplies	21,009	-	-	0%
405	Software	22,267	-	-	0%
455-465	Technology Supplies	6,660	-	-	0%
490	Food	623	-	-	0%
530	Furniture & Equipment	-	-	-	0%
555	Technology Equipment	2,590	-	-	0%
820	Dues and Memberships	37,703	-	-	0%
	Total Admin and Support Services	806,560	-	-	0%
<i>Regular Instruction Services (Pro 200 - 299)</i>					
100s	Salaries	\$ 1,966,082	\$ 1,972,977	\$ 1,269,945	64%
200s	Benefits	600,998	603,359	363,167	60%
	Summer Accrual	-	-	303,100	N/A
	Total Salaries and Benefites	2,567,080	2,576,336	1,936,212	75%
401-433	Federal Title Programs	-	-	-	0%
300-399	Contracted Services	10,580	5,200	1,701	33%
366	Staff Training & Travel	2,800	2,000	945	47%
401	Non-instructional Supplies	1,785	10,500	10,000	95%
406	Instructional Software License Agreements	161,450	168,000	151,273	90%
430	Instructional Supplies	18,470	3,000	539	18%
456-466	Instructional Technology	15,100	45,000	27,355	61%
460	Textbooks & Workbooks	-	-	1,663	0%
490	Food	-	-	-	0%
555	Technology Equipment	87,700	42,000	40,192	96%
820	Dues and Memberships	-	-	-	0%
	Total Regular Instruction Services	2,864,965	2,852,036	2,169,880	76%
<i>Special Education Services (Pro 400 - 499)</i>					
100s	State SpEd - Salaries	\$ 503,420	\$ 530,672	\$ 319,437	60%
200s	State SpEd - Employee Benefits	171,058	157,857	93,497	59%
100s	Fed SpEd - Salaries	-	-	-	0%
200s	Fed SpEd - Employee Benefits	-	-	-	0%
	Summer Accrual	-	-	82,431	0%
	Total Salaries and Benefites	674,478	688,529	495,365	72%
300-399	State SpEd - Contracted Services	-	-	-	0%
401-499	State SpEd - Supplies and Materials	2,500	6,500	5,940	91%
501-599	State SpEd - Capitalized Expenses	-	-	-	0%
300-399	Fed SpEd - Contracted Services	-	-	-	0%
401-499	Fed SpEd - Supplies and Materials	-	4,700	4,700	100%
723	State SpEd - Transportation	-	-	-	0%
728	State - Homeless Transportation	-	-	-	0%
	Total Special Education Services	676,978	699,729	506,005	72%

This financial report is prepared in a modified format in that they exclude footnotes and required supplementary information to be considered a full set of financial statements. The excluded portions will be included in the School's fiscal year-end financial statements. Creative Planning is not a licensed CPA firm, and no CPA provides any assurance on this financial report.

Crosslake Community School
Statement of Revenue and Expenditures - On-Line
As of March 31, 2026

		FY26 Approved Budget	FY26 Working Budget	FY26 Year to Date Activity	% of Budget 75%
<i>Instructional Support Services (Pro 600 - 699)</i>					
100s	Salaries	\$ 49,670	\$ 58,676	\$ -	0%
200s	Benefits	7,000	7,000	-	0%
	Summer Accrual	-	-	9,410	N/A
	Total Salaries and Benefites	56,670	65,676	9,410	14%
300-399	Contracted Services	500	-	-	0%
366	Staff Training & Travel	-	-	4,500	0%
401-499	Supplies and Materials	25,100	11,000	10,818	98%
470	Media Books & Resources	-	-	-	0%
501-599	Capitalized Expenses	-	-	-	0%
	Total Instructional Support Services	82,270	76,676	24,728	32%
<i>Pupil Support Services (Pro 700 - 799)</i>					
100s	Salaries	\$ 140,425	\$ 141,150	\$ 82,515	58%
200s	Benefits	50,902	47,537	25,158	53%
	Summer Accrual	-	-	21,868	N/A
	Total Salaries and Benefites	191,327	188,687	129,542	69%
300-399	Contracted Services	-	-	-	0%
720	Transportation	-	-	-	0%
733	Field Trip Transportation	-	-	-	0%
401-499	Supplies and Materials	-	-	-	0%
501-599	Capitalized Expenses	-	-	-	0%
820	Dues and Memberships	-	-	-	0%
	Total Pupil Support Services	191,327	188,687	129,542	69%
<i>Sites and Buildings (Pro 800 - 899)</i>					
100s	Salaries	\$ -	\$ -	\$ -	0%
200s	Benefits	-	-	-	0%
	Summer Accrual	-	-	-	N/A
	Total Salaries and Benefites	-	-	-	0%
300-399	Contracted Services	-	-	-	0%
330	Utilities	-	-	-	0%
350	Repairs & Maintenance	-	-	-	0%
348-570	Building Lease	-	-	-	0%
401-499	Supplies and Materials	-	-	-	0%
520	Leasehold Improvements	-	-	-	0%
530	Furniture & Equipment	-	-	-	0%
	Total Sites and Buildings	-	-	-	0%
<i>Fiscal & Other Fixed Costs (Pro 900 - 999)</i>					
340	Property and Liability Insurance	-	-	-	0%
	Total Expenditures	\$ 4,622,100	\$ 3,817,128	\$ 2,830,154	74%
Net effect of Operations, General Fund		\$ 1,714,468	\$ 2,527,023	\$ 1,833,313	
	Transfer out to Food Service Fund	-	-	-	

**Crosslake Community School
Cash Flow Projection Summary
2025-26 Fiscal Year**

Period Ending	Cash Inflows (Revenues)					Cash Outflows (Expenditures)			Cash Balance
	State Aid Payments	Federal Aid Payments*	Other Receipts	Prior Year Receivables	Total Inflows	Salaries (Cash flow forecast at Net)**	Other Expenses***	Total Outflows	
								Beginning Balance	\$ 1,679,313
Jul 31	541,153	-	3,183	5,646	549,982	260,794	350,363	611,157	1,618,138
Aug 31	542,382	-	58	229,508	771,948	201,934	462,616	664,550	1,725,536
Sept 30	563,228	-	1,840	237,787	802,855	290,245	493,777	784,022	1,744,369
Oct 31	544,374	-	22,293	330,637	897,304	301,713	558,749	860,462	1,781,211
Nov 30	654,461	-	22,792	(5)	677,248	299,930	533,771	833,701	1,624,757
Dec 31	602,390		19,277	2,253	623,920	349,772	484,651	834,423	1,414,255
Jan 31	576,553	64,021	15,980	48,376	704,929	300,320	450,266	750,587	1,368,598
Feb 28	574,845	20,259	18,901	20,706	634,711	323,201	408,415	731,616	1,271,693
Mar 31	582,715	25,299	4,993	-	613,007	295,737	518,597	814,334	1,070,366
Apr 30	754,919	58,779	74,596	6,244	894,538	322,632	541,556	864,188	1,100,716
May 31	754,919		74,596	-	829,515	322,632	541,556	864,188	1,066,043
June 30	754,919	58,779	74,596	-	888,294	322,632	541,556	864,188	1,090,149
Estimate	7,446,859	227,138	333,104	881,151	8,888,252	3,591,543	5,885,873	9,477,416	
Totals	7,446,859	227,138	333,104	881,151	8,888,252	3,591,543	5,885,873	9,477,416	

This financial report is prepared in a modified format in that they exclude footnotes and required supplementary information to be considered a full set of financial statements. The excluded portions will be included in the School's fiscal year-end financial statements. Creative Planning is not a licensed CPA firm, and no CPA provides any assurance on this financial report.