



Customer Service  
 PO Box 11813  
 Harrisburg, PA 17108-1813

**ACCOUNT STATEMENT**

For the Month Ending  
**May 31, 2026**

**Dunlap CUSD #323**

**Client Management Team**

**Matthew Hanigan**  
 Senior Managing Consultant  
 190 S LaSalle St. MK-IL-L11D  
 Chicago, IL 60603  
 312-203-9079  
 haniganm@pfmam.com

**Amber Cannegieter**  
 Key Account Manager  
 213 Market Street  
 Harrisburg, PA 17101-2141  
 1-800-731-6870  
 cannegietera@pfmam.com

**Jeffrey K. Schroeder**  
 Managing Director  
 190 S LaSalle St. MK-IL-L11D  
 Chicago, IL 60603  
 331-278-8382  
 schroederj@pfmam.com

**Contents**

- Cover/Disclosures
- Summary Statement
- Individual Accounts

**Accounts included in Statement**

450555	Investment Account
450564	Short Term Account

**Important Messages**

IIIT Class will be closed on 06/19/2026 for Juneteenth.  
 IIIT Class will be closed on 07/03/2026 for Independence Day (observed).

DUNLAP CUSD #323  
 MIKE MCKENZIE  
 400 S. FOURTH ST  
 DUNLAP, IL 61525

**Online Access** [www.iiit.us](http://www.iiit.us)

**Customer Service** 1-800-731-6870



# Account Statement

For the Month Ending **May 31, 2026**

## Important Disclosures

### Important Disclosures

This statement is for general information purposes only and is not intended to provide specific advice or recommendations. PFM Asset Management ("PFMAM") is a division of U.S. Bancorp Asset Management, Inc. ("USBAM"), a SEC-registered investment adviser. USBAM is direct subsidiary of U.S. Bank National Association ("U.S. Bank") and an indirect subsidiary of U.S. Bancorp. U.S. Bank is not responsible for and does not guarantee the products, services or performance of PFMAM. PFMAM maintains a written disclosure statement of our background and business experience. If you would like to receive a copy of our current disclosure statement, please contact Service Operations at the address below.

**Proxy Voting** PFMAM does not normally receive proxies to vote on behalf of its clients. However, it does on occasion receive consent requests. In the event a consent request is received the portfolio manager contacts the client and then proceeds according to their instructions. PFMAM's Proxy Voting Policy is available upon request by contacting Service Operations at the address below.

**Questions About an Account** PFMAM's monthly statement is intended to detail our investment advisory activity as well as the activity of any accounts held by clients in pools that are managed by PFMAM. The custodian bank maintains the control of assets and executes (i.e., settles) all investment transactions. The custodian statement is the official record of security and cash holdings and transactions. PFMAM recognizes that clients may use these reports to facilitate record keeping and that the custodian bank statement and the PFMAM statement should be reconciled and differences resolved. Many custodians use a settlement date basis which may result in the need to reconcile due to a timing difference.

**Account Control** PFMAM does not have the authority to withdraw funds from or deposit funds to the custodian outside the scope of services provided by PFMAM. Our clients retain responsibility for their internal accounting policies; implementing and enforcing internal controls and generating ledger entries or otherwise recording transactions.

**Market Value** Generally, PFMAM's market prices are derived from closing bid prices as of the last business day of the month as supplied by ICE Data Services. There may be differences in the values shown for investments due to accrued but uncollected income and the use of differing valuation sources and methods. Non-negotiable FDIC-insured bank certificates of deposit are priced at par. Although PFMAM believes the prices to be reliable, the values of the securities may not represent the prices at which the securities could have been bought or sold. Explanation of the valuation methods for a registered investment company or local government investment program is contained in the appropriate fund offering documentation or information statement.

**Amortized Cost** The original cost of the principal of the security is adjusted for the amount of the periodic reduction of any discount or premium from the purchase date until the date of the report. Discount or premium with respect to short term securities (those with less than one year to maturity at time of issuance) is amortized on a straightline basis. Such discount or premium with respect to longer term securities is amortized using the constant yield basis.

**Tax Reporting** Cost data and realized gains / losses are provided for informational purposes only. Please review for accuracy and consult your tax advisor to determine the tax consequences of your security transactions. PFMAM does not report such information to the IRS or other taxing authorities and is not responsible for the accuracy of such information that may be required to be reported to federal, state or other taxing authorities.

**Financial Situation** In order to better serve you, PFMAM should be promptly notified of any material change in your investment objective or financial situation.

**Callable Securities** Securities subject to redemption prior to maturity may be redeemed in whole or in part before maturity, which could affect the yield represented.

**Portfolio** The securities in this portfolio, including shares of mutual funds, are not guaranteed or otherwise protected by PFMAM, the FDIC (except for certain non-negotiable certificates of deposit) or any government agency. Investment in securities involves risks, including the possible loss of the amount invested. Actual settlement values, accrued interest, and amortized cost amounts may vary for securities subject to an adjustable interest rate or subject to principal paydowns. Any changes to the values shown may be reflected within the next monthly statement's beginning values.

**Rating** Information provided for ratings is based upon a good faith inquiry of selected sources, but its accuracy and completeness cannot be guaranteed.

Shares of some local government investment programs and TERM funds are distributed by representatives of USBAM's affiliate, U.S. Bancorp Investments, Inc. which is registered with the SEC as a broker/dealer and is a member of the Financial Industry Regulatory Authority ("FINRA") and the Municipal Securities Rulemaking Board ("MSRB"). You may reach the FINRA by calling the FINRA Hotline at 1-800-289-9999 or at the FINRA website address <https://www.finra.org/investors/investor-contacts>. A brochure describing the FINRA Regulation Public Disclosure Program is also available from FINRA upon request.

#### Key Terms and Definitions

**Dividends** on local government investment program funds consist of interest earned, plus any discount ratably amortized to the date of maturity, plus all realized gains and losses on the sale of securities prior to maturity, less ratably amortization of any premium and all accrued expenses to the fund. Dividends are accrued daily and may be paid either monthly or quarterly. The monthly earnings on this statement represent the estimated dividend accrued for the month for any program that distributes earnings on a quarterly basis. There is no guarantee that the estimated amount will be paid on the actual distribution date.

**Current Yield** is the net change, exclusive of capital changes and income other than investment income, in the value of a hypothetical fund account with a balance of one share over the seven-day base period including the statement date, expressed as a percentage of the value of one share (normally \$1.00 per share) at the beginning of the seven-day period. This resulting net change in account value is then annualized by multiplying it by

365 and dividing the result by 7. The yields quoted should not be considered a representation of the yield of the fund in the future, since the yield is not fixed. **Average maturity** represents the average maturity of all securities and investments of a portfolio, determined by multiplying the par or principal value of each security or investment by its maturity (days or years), summing the products, and dividing the sum by the total principal value of the portfolio. The stated maturity date of mortgage backed or callable securities are used in this statement. However the actual maturity of these securities could vary depending on the level or prepayments on the underlying mortgages or whether a callable security has or is still able to be called.

**Monthly distribution yield** represents the net change in the value of one share (normally \$1.00 per share) resulting from all dividends declared during the month by a fund expressed as a percentage of the value of one share at the beginning of the month. This resulting net change is then annualized by multiplying it by 365 and dividing it by the number of calendar days in the month.

**YTM at Cost** The yield to maturity at cost is the expected rate of return, based on the original cost, the annual interest receipts, maturity value and the time period from purchase date to maturity, stated as a percentage, on an annualized basis.

**YTM at Market** The yield to maturity at market is the rate of return, based on the current market value, the annual interest receipts, maturity value and the time period remaining until maturity, stated as a percentage, on an annualized basis.

**Managed Account** A portfolio of investments managed discretely by PFMAM according to the client's specific investment policy and requirements. The investments are directly owned by the client and held by the client's custodian.

**Unsettled Trade** A trade which has been executed however the final consummation of the security transaction and payment has not yet taken place.

Please review the detail pages of this statement carefully. If you think your statement is wrong, missing account information, or if you need more information about a transaction, please contact PFMAM within 60 days of receipt. If you have other concerns or questions regarding your account, or to request an updated copy of PFMAM's current disclosure statement, please contact a member of your client management team at PFMAM Service Operations at the address below.

PFM Asset Management  
Attn: Service Operations  
213 Market Street  
Harrisburg, PA 17101

**NOT FDIC INSURED      NO BANK GUARANTEE      MAY LOSE VALUE**



# Account Statement

For the Month Ending **May 31, 2026**

## Consolidated Summary Statement

Dunlap CUSD #323

### Portfolio Summary

Portfolio Holdings	Cash Dividends and Income	Closing Market Value	Current Yield
Illinois Portfolio, IIIT Class	3,502.39	1,162,890.87	3.63 %
Illinois Trust Managed Account	173,227.73	33,727,513.80	* N/A
<b>Total</b>	<b>\$176,730.12</b>	<b>\$34,890,404.67</b>	

\* Not Applicable

### Investment Allocation

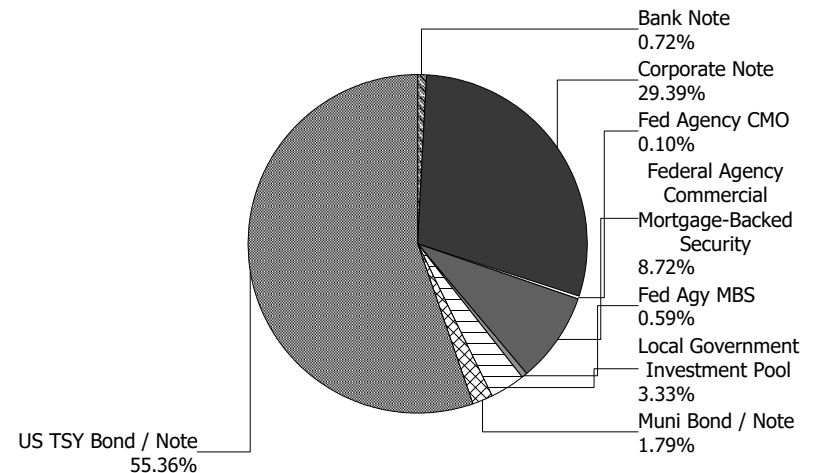
Investment Type	Closing Market Value	Percent
Bank Note	249,848.50	0.72
Corporate Note	10,254,055.39	29.39
Federal Agency Collateralized Mortgage Obligation	34,015.78	0.10
Federal Agency Commercial Mortgage-Backed Security	3,043,028.15	8.72
Federal Agency Mortgage-Backed Security	204,275.58	0.59
Local Government Investment Pool	1,162,890.87	3.33
Municipal Bond / Note	623,452.19	1.79
U.S. Treasury Bond / Note	19,318,838.21	55.36
<b>Total</b>	<b>\$34,890,404.67</b>	<b>100.00%</b>

### Maturity Distribution (Fixed Income Holdings)

Portfolio Holdings	Closing Market Value	Percent
Under 30 days	1,162,890.87	3.33
31 to 60 days	277,252.98	0.79
61 to 90 days	275,791.02	0.79
91 to 180 days	118,532.64	0.34
181 days to 1 year	1,286,056.84	3.69
1 to 2 years	13,918,563.40	39.89
2 to 3 years	17,189,538.85	49.27
3 to 4 years	450,536.85	1.29
4 to 5 years	0.00	0.00
Over 5 years	211,241.22	0.61
<b>Total</b>	<b>\$34,890,404.67</b>	<b>100.00%</b>

**Weighted Average Days to Maturity 724**

### Sector Allocation





**Account Statement**

For the Month Ending **May 31, 2026**

**Consolidated Summary Statement**

Dunlap CUSD #323

<b>Account Number</b>	<b>Account Name</b>	<b>Opening Market Value</b>	<b>Purchases / Deposits</b>	<b>Redemptions / Sales/ Maturities</b>	<b>Unsettled Trades</b>	<b>Change in Value</b>	<b>Closing Market Value</b>	<b>Cash Dividends and Income</b>
450555	Investment Account	33,789,989.36	3,835,736.46	(3,758,884.31)	71,588.50	(49,684.69)	33,888,745.32	173,652.28
450564	Short Term Account	998,581.51	3,077.84	0.00	0.00	0.00	1,001,659.35	3,077.84
<b>Total</b>		<b>\$34,788,570.87</b>	<b>\$3,838,814.30</b>	<b>(\$3,758,884.31)</b>	<b>\$71,588.50</b>	<b>(\$49,684.69)</b>	<b>\$34,890,404.67</b>	<b>\$176,730.12</b>



## Account Statement - Transaction Summary

For the Month Ending **May 31, 2026**

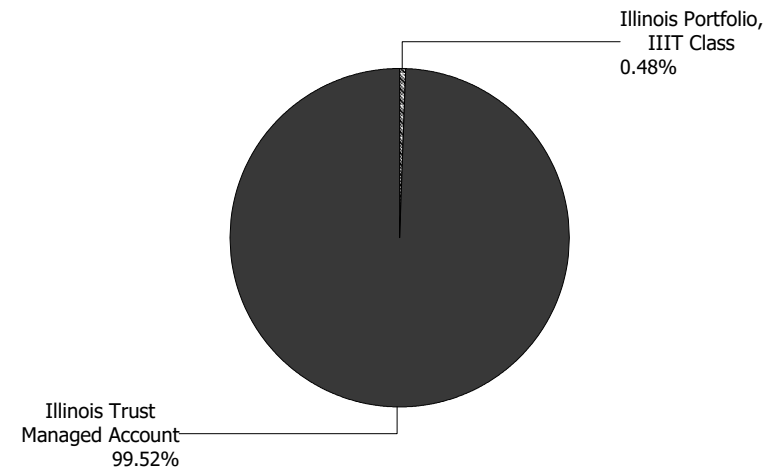
Dunlap CUSD #323 - Investment Account - 450555

Illinois Portfolio, IIIT Class	
Opening Market Value	161,637.49
Purchases	1,968,690.27
Redemptions	(1,969,096.24)
Unsettled Trades	0.00
Change in Value	0.00
<b>Closing Market Value</b>	<b>\$161,231.52</b>
Cash Dividends and Income	424.55

Illinois Trust Managed Account	
Opening Market Value	33,628,351.87
Purchases	1,867,046.19
Redemptions	(1,789,788.07)
Unsettled Trades	71,588.50
Change in Value	(49,684.69)
<b>Closing Market Value</b>	<b>\$33,727,513.80</b>
Cash Dividends and Income	173,227.73

Asset Summary		
	May 31, 2026	April 30, 2026
<b>Illinois Portfolio, IIIT Class</b>	161,231.52	161,637.49
<b>Illinois Trust Managed Account</b>	33,727,513.80	33,628,351.87
<b>Total</b>	<b>\$33,888,745.32</b>	<b>\$33,789,989.36</b>

### Asset Allocation





## Managed Account Summary Statement

For the Month Ending **May 31, 2026**

**Dunlap CUSD #323 - Investment Account - 450555 - (40961950)**

Transaction Summary - Money Market		Transaction Summary - Managed Account		Account Total	
<b>Opening Market Value</b>	<b>\$161,637.49</b>	<b>Opening Market Value</b>	<b>\$33,628,351.87</b>	<b>Opening Market Value</b>	<b>\$33,789,989.36</b>
Purchases	1,968,690.27	Maturities/Calls	(118,814.05)		
Redemptions	(1,969,096.24)	Principal Dispositions	(1,670,974.02)		
		Principal Acquisitions	1,867,046.19		
		Unsettled Trades	71,588.50		
		Change in Current Value	(49,684.69)		
<b>Closing Market Value</b>	<b>\$161,231.52</b>	<b>Closing Market Value</b>	<b>\$33,727,513.80</b>	<b>Closing Market Value</b>	<b>\$33,888,745.32</b>
Dividend	424.55				

Earnings Reconciliation (Cash Basis) - Managed Account		Cash Balance	
Interest/Dividends/Coupons Received	162,333.17	<b>Closing Cash Balance</b>	<b>\$0.00</b>
Less Purchased Interest Related to Interest/Coupons	(3,800.88)		
Plus Net Realized Gains/Losses	14,695.44		
<b>Total Cash Basis Earnings</b>	<b>\$173,227.73</b>		

Earnings Reconciliation (Accrual Basis)	Managed Account	Total	Cash Transactions Summary- Managed Account	
Ending Amortized Value of Securities	33,831,000.07	33,992,231.59	Maturities/Calls	0.00
Ending Accrued Interest	275,802.04	275,802.04	Sale Proceeds	1,689,592.57
Plus Proceeds from Sales	2,075,361.15	4,044,457.39	Coupon/Interest/Dividend Income	143,714.62
Plus Proceeds of Maturities/Calls/Principal Payments	118,814.05	118,814.05	Principal Payments	118,814.05
Plus Coupons/Dividends Received	143,714.62	143,714.62	Security Purchases	(1,950,829.47)
Less Cost of New Purchases	(2,320,933.07)	(4,289,623.34)	Net Cash Contribution	(1,291.77)
Less Beginning Amortized Value of Securities	(33,668,846.39)	(33,830,483.88)	Reconciling Transactions	0.00
Less Beginning Accrued Interest	(332,498.36)	(332,498.36)		
Dividends	0.00	424.55		
<b>Total Accrual Basis Earnings</b>	<b>\$122,414.11</b>	<b>\$122,838.66</b>		



## Portfolio Summary and Statistics

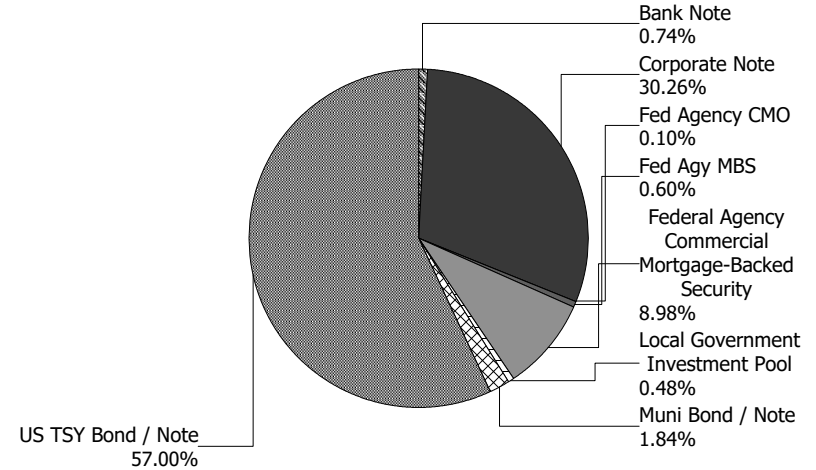
For the Month Ending **May 31, 2026**

**Dunlap CUSD #323 - Investment Account - 450555 - (40961950)**

### Account Summary

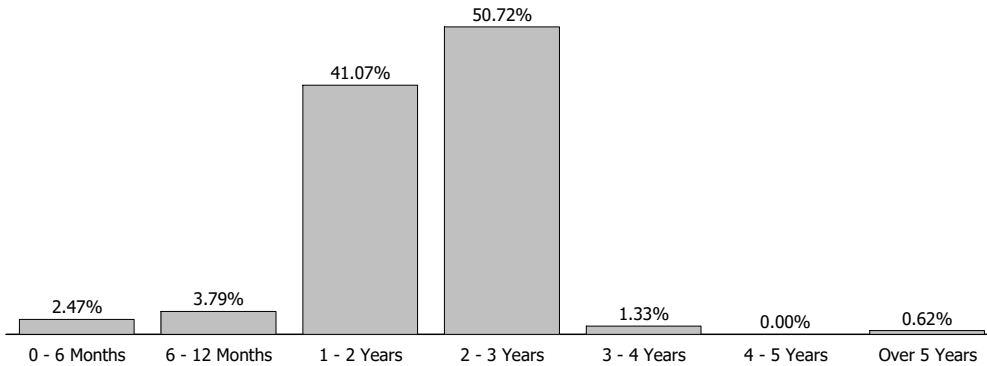
Description	Par Value	Market Value	Percent
U.S. Treasury Bond / Note	19,450,000.00	19,318,838.21	57.00
Municipal Bond / Note	625,000.00	623,452.19	1.84
Federal Agency Mortgage-Backed Security	211,078.58	204,275.58	0.60
Federal Agency Commercial Mortgage-Backed Security	3,073,874.74	3,043,028.15	8.98
Federal Agency Collateralized Mortgage Obligation	36,937.66	34,015.78	0.10
Corporate Note	10,260,000.00	10,254,055.39	30.26
Bank Note	250,000.00	249,848.50	0.74
<b>Managed Account Sub-Total</b>	<b>33,906,890.98</b>	<b>33,727,513.80</b>	<b>99.52%</b>
Accrued Interest		275,802.04	
<b>Total Portfolio</b>	<b>33,906,890.98</b>	<b>34,003,315.84</b>	
Illinois Portfolio, IIIT Class	161,231.52	161,231.52	0.48
<b>Total Investments</b>	<b>34,068,122.50</b>	<b>34,164,547.36</b>	<b>100.00%</b>

### Sector Allocation



**Unsettled Trades** **450,000.00**    **450,536.85**

### Maturity Distribution



### Characteristics

Yield to Maturity at Cost	4.04%
Yield to Maturity at Market	4.12%
Weighted Average Days to Maturity	750



## Managed Account Issuer Summary

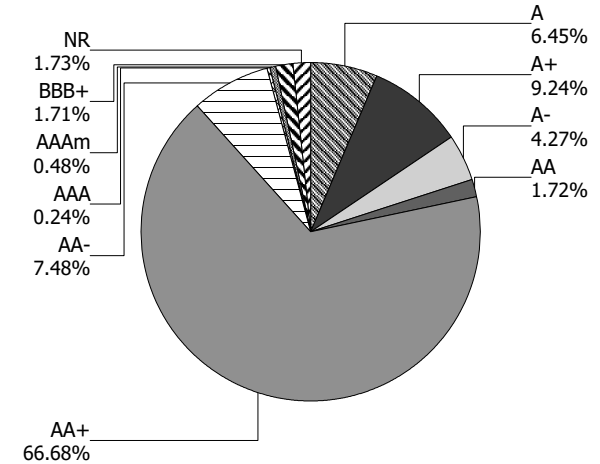
For the Month Ending **May 31, 2026**

Dunlap CUSD #323 - Investment Account - 450555 - (40961950)

### Issuer Summary

Issuer	Market Value of Holdings	Percent
Abbott Laboratories	235,992.72	0.70
AbbVie Inc	89,260.83	0.26
Accenture PLC	124,671.13	0.37
Adobe Inc	241,866.93	0.71
Advanced Micro Devices Inc	115,316.60	0.34
Amazon.com Inc	411,975.07	1.22
American Express Co	239,904.08	0.71
Analog Devices Inc	164,945.72	0.49
ANZ Group Holdings Ltd	499,009.00	1.47
AstraZeneca PLC	177,408.00	0.52
Bank of New York Mellon Corp	250,833.00	0.74
BlackRock Inc	150,971.10	0.45
BP PLC	151,686.45	0.45
Caterpillar Inc	420,832.60	1.24
Chevron Corp	460,856.30	1.36
Cintas Corp	129,785.24	0.38
Citigroup Inc	225,514.80	0.67
City of New York NY	80,219.76	0.24
City of Philadelphia PA	135,411.08	0.40
Commonwealth Bank of Australia	250,852.75	0.74
Cooperatieve Rabobank UA	504,571.00	1.49
Cummins Inc	115,023.00	0.34
Deere & Co	79,165.04	0.23
Eli Lilly & Co	175,545.87	0.52
Federal Home Loan Mortgage Corp	2,803,496.18	8.27
Federal National Mortgage Association	477,823.33	1.41
Goldman Sachs Group Inc	304,526.01	0.90
Hershey Co	115,750.26	0.34
Home Depot Inc	119,000.88	0.35
Honda Motor Co Ltd	100,377.00	0.30
HSBC Holdings PLC	201,269.20	0.59
Illinois Portfolio, IIIT Class	161,231.52	0.48

### Credit Quality (S&P Ratings)





## Managed Account Issuer Summary

For the Month Ending **May 31, 2026**

Dunlap CUSD #323 - Investment Account - 450555 - (40961950)

<b>Issuer</b>	<b>Market Value of Holdings</b>	<b>Percent</b>
Lockheed Martin Corp	164,756.46	0.49
Los Angeles Unified School District/CA	135,567.95	0.40
Morgan Stanley	374,112.25	1.10
National Australia Bank Ltd	498,010.50	1.47
National Rural Utilities Cooperative Fi	299,673.25	0.88
Novartis AG	273,227.10	0.81
PACCAR Inc	184,053.79	0.54
PepsiCo Inc	226,040.63	0.67
Pfizer Inc	89,722.35	0.26
PNC Financial Services Group Inc	244,423.69	0.72
Salesforce Inc	260,232.18	0.77
ServiceNow Inc	24,998.60	0.07
State Board of Administration Finance C	170,603.30	0.50
State of Connecticut	101,650.10	0.30
State Street Corp	191,139.43	0.56
Toyota Motor Corp	218,217.78	0.64
Truist Financial Corp	498,426.50	1.47
UBS Group AG	500,306.25	1.48
United States Treasury	19,318,838.21	57.01
Wells Fargo & Co	149,930.55	0.44
Westpac Banking Corp	249,722.00	0.74
<b>Total</b>	<b>\$33,888,745.32</b>	<b>100.00%</b>



**Managed Account Detail of Securities Held**

For the Month Ending **May 31, 2026**

**Dunlap CUSD #323 - Investment Account - 450555 - (40961950)**

<b>Security Type/Description</b> <b>Dated Date/Coupon/Maturity</b>	<b>CUSIP</b>	<b>Par</b>	<b>S&amp;P Rating</b>	<b>Moody's Rating</b>	<b>Trade Date</b>	<b>Settle Date</b>	<b>Original Cost</b>	<b>YTM at Cost</b>	<b>Accrued Interest</b>	<b>Amortized Cost</b>	<b>Market Value</b>
<b>U.S. Treasury Bond / Note</b>											
US TREASURY N/B DTD 09/16/2024 3.375% 09/15/2027	91282CLL3	1,150,000.00	AA+	Aa1	10/01/24	10/04/24	1,145,193.36	3.53	8,226.56	1,147,840.89	1,141,869.50
US TREASURY N/B DTD 10/15/2024 3.875% 10/15/2027	91282CLQ2	350,000.00	AA+	Aa1	10/29/24	11/01/24	347,894.53	4.09	1,741.63	348,991.61	349,603.45
US TREASURY N/B DTD 10/15/2024 3.875% 10/15/2027	91282CLQ2	425,000.00	AA+	Aa1	10/31/24	11/01/24	421,580.08	4.17	2,114.84	423,361.02	424,518.48
US TREASURY N/B DTD 11/15/2024 4.125% 11/15/2027	91282CLX7	175,000.00	AA+	Aa1	12/03/24	12/05/24	175,013.67	4.12	333.47	175,007.09	175,355.43
US TREASURY N/B DTD 11/15/2024 4.125% 11/15/2027	91282CLX7	1,450,000.00	AA+	Aa1	12/02/24	12/04/24	1,449,490.23	4.14	2,763.08	1,449,742.82	1,452,944.95
US TREASURY N/B DTD 12/16/2024 4.000% 12/15/2027	91282CMB4	450,000.00	AA+	Aa1	01/07/25	01/08/25	445,710.94	4.35	8,307.69	447,683.72	450,140.85
US TREASURY N/B DTD 01/15/2025 4.250% 01/15/2028	91282CMF5	525,000.00	AA+	Aa1	02/03/25	02/05/25	524,323.24	4.30	8,444.23	524,616.87	527,050.65
US TREASURY N/B DTD 02/18/2025 4.250% 02/15/2028	91282CMN8	75,000.00	AA+	Aa1	04/14/26	04/15/26	75,603.52	3.79	933.36	75,562.20	75,307.65
US TREASURY N/B DTD 02/18/2025 4.250% 02/15/2028	91282CMN8	475,000.00	AA+	Aa1	03/04/25	03/05/25	478,543.95	3.98	5,911.26	477,099.89	476,948.45
US TREASURY N/B DTD 03/17/2025 3.875% 03/15/2028	91282CMS7	375,000.00	AA+	Aa1	04/08/25	04/09/25	375,820.32	3.79	3,079.99	375,511.03	374,209.13
US TREASURY N/B DTD 05/15/2025 3.750% 05/15/2028	91282CND9	300,000.00	AA+	Aa1	05/07/25	05/15/25	299,847.66	3.77	519.70	299,899.22	298,546.80
US TREASURY N/B DTD 05/15/2025 3.750% 05/15/2028	91282CND9	375,000.00	AA+	Aa1	06/06/25	06/06/25	372,377.93	4.00	649.63	373,224.52	373,183.50
US TREASURY N/B DTD 05/15/2025 3.750% 05/15/2028	91282CND9	550,000.00	AA+	Aa1	05/12/25	05/15/25	546,433.59	3.98	952.79	547,630.74	547,335.80
US TREASURY N/B DTD 05/15/2025 3.750% 05/15/2028	91282CND9	1,100,000.00	AA+	Aa1	06/02/25	06/04/25	1,096,476.56	3.87	1,905.57	1,097,619.27	1,094,671.60



**Managed Account Detail of Securities Held**

For the Month Ending **May 31, 2026**

**Dunlap CUSD #323 - Investment Account - 450555 - (40961950)**

<b>Security Type/Description</b>	<b>Dated Date/Coupon/Maturity</b>	<b>CUSIP</b>	<b>Par</b>	<b>S&amp;P Rating</b>	<b>Moody's Rating</b>	<b>Trade Date</b>	<b>Settle Date</b>	<b>Original Cost</b>	<b>YTM at Cost</b>	<b>Accrued Interest</b>	<b>Amortized Cost</b>	<b>Market Value</b>
<b>U.S. Treasury Bond / Note</b>												
US TREASURY N/B	DTD 06/16/2025 3.875% 06/15/2028	91282CNH0	600,000.00	AA+	Aa1	07/03/25	07/07/25	600,609.38	3.84	10,730.77	600,430.09	598,383.00
US TREASURY N/B	DTD 06/16/2025 3.875% 06/15/2028	91282CNH0	725,000.00	AA+	Aa1	07/01/25	07/03/25	727,492.19	3.75	12,966.35	726,751.09	723,046.13
US TREASURY N/B	DTD 08/15/2025 3.625% 08/15/2028	91282CNU1	425,000.00	AA+	Aa1	08/12/25	08/15/25	423,821.29	3.72	4,511.22	424,121.22	421,464.00
US TREASURY N/B	DTD 08/15/2025 3.625% 08/15/2028	91282CNU1	1,400,000.00	AA+	Aa1	09/03/25	09/05/25	1,399,945.31	3.63	14,860.50	1,399,958.80	1,388,352.00
US TREASURY N/B	DTD 09/15/2025 3.375% 09/15/2028	91282CNY3	375,000.00	AA+	Aa1	09/18/25	09/25/25	373,110.35	3.55	2,682.57	373,529.07	369,667.88
US TREASURY N/B	DTD 09/15/2025 3.375% 09/15/2028	91282CNY3	450,000.00	AA+	Aa1	10/03/25	10/06/25	447,275.39	3.59	3,219.09	447,857.71	443,601.45
US TREASURY N/B	DTD 09/15/2025 3.375% 09/15/2028	91282CNY3	675,000.00	AA+	Aa1	09/25/25	09/26/25	669,568.36	3.66	4,828.63	670,766.48	665,402.18
US TREASURY N/B	DTD 10/15/2025 3.500% 10/15/2028	91282CPC9	850,000.00	AA+	Aa1	11/03/25	11/04/25	847,410.16	3.61	3,820.36	847,895.64	839,707.35
US TREASURY N/B	DTD 11/17/2025 3.500% 11/15/2028	91282CPK1	150,000.00	AA+	Aa1	12/03/25	12/04/25	150,035.16	3.49	242.53	150,029.73	148,113.30
US TREASURY N/B	DTD 11/17/2025 3.500% 11/15/2028	91282CPK1	525,000.00	AA+	Aa1	12/08/25	12/15/25	523,133.79	3.63	848.85	523,417.77	518,396.55
US TREASURY N/B	DTD 11/17/2025 3.500% 11/15/2028	91282CPK1	675,000.00	AA+	Aa1	12/01/25	12/03/25	674,235.35	3.54	1,091.37	674,359.83	666,509.85
US TREASURY N/B	DTD 12/15/2025 3.500% 12/15/2028	91282CPP0	300,000.00	AA+	Aa1	01/20/26	01/21/26	298,617.19	3.67	4,846.15	298,781.17	296,121.00
US TREASURY N/B	DTD 12/15/2025 3.500% 12/15/2028	91282CPP0	400,000.00	AA+	Aa1	01/08/26	01/12/26	399,437.50	3.55	6,461.54	399,509.02	394,828.00
US TREASURY N/B	DTD 01/15/2026 3.500% 01/15/2029	91282CPT2	675,000.00	AA+	Aa1	02/02/26	02/04/26	672,416.02	3.64	8,940.95	672,688.17	665,903.03



## Managed Account Detail of Securities Held

For the Month Ending **May 31, 2026**

**Dunlap CUSD #323 - Investment Account - 450555 - (40961950)**

Security Type/Description Dated Date/Coupon/Maturity	CUSIP	Par	S&P Rating	Moody's Rating	Trade Date	Settle Date	Original Cost	YTM at Cost	Accrued Interest	Amortized Cost	Market Value
<b>U.S. Treasury Bond / Note</b>											
US TREASURY N/B DTD 02/17/2026 3.500% 02/15/2029	91282CQA2	325,000.00	AA+	Aa1	03/19/26	03/20/26	322,092.77	3.83	3,330.80	322,285.16	320,455.20
US TREASURY N/B DTD 02/17/2026 3.500% 02/15/2029	91282CQA2	350,000.00	AA+	Aa1	03/09/26	03/10/26	349,042.97	3.60	3,587.02	349,115.01	345,105.60
US TREASURY N/B DTD 02/17/2026 3.500% 02/15/2029	91282CQA2	350,000.00	AA+	Aa1	03/24/26	03/25/26	346,199.22	3.90	3,587.02	346,433.92	345,105.60
US TREASURY N/B DTD 02/17/2026 3.500% 02/15/2029	91282CQA2	700,000.00	AA+	Aa1	03/02/26	03/03/26	700,000.00	3.50	7,174.03	700,000.00	690,211.20
US TREASURY N/B DTD 04/15/2026 3.875% 04/15/2029	91282COJ3	350,000.00	AA+	Aa1	04/09/26	04/15/26	350,601.56	3.81	1,741.63	350,577.24	348,331.90
US TREASURY N/B DTD 04/15/2026 3.875% 04/15/2029	91282COJ3	525,000.00	AA+	Aa1	05/19/26	05/21/26	520,324.22	4.20	2,612.45	520,370.66	522,497.85
US TREASURY N/B DTD 04/15/2026 3.875% 04/15/2029	91282COJ3	850,000.00	AA+	Aa1	05/04/26	05/05/26	847,011.72	4.00	4,229.68	847,083.86	845,948.90
<b>Security Type Sub-Total</b>		<b>19,450,000.00</b>					<b>19,396,689.48</b>	<b>3.81</b>	<b>152,197.31</b>	<b>19,409,752.53</b>	<b>19,318,838.21</b>
<b>Municipal Bond / Note</b>											
LOS ANGELES UNIF SD-B DTD 05/13/2025 4.382% 07/01/2027	544647KX7	135,000.00	NR	Aa2	04/24/25	05/13/25	135,000.00	4.38	2,464.88	135,000.00	135,567.95
FLORIDA ST BRD OF ADM DTD 09/16/2020 1.705% 07/01/2027	341271AE4	175,000.00	AA	Aa2	10/11/24	10/15/24	162,240.75	4.60	1,243.23	169,713.44	170,603.30
PHILADELPHIA-B-TXBL DTD 06/18/2025 4.460% 08/01/2027	717813D63	135,000.00	A+	A1	06/11/25	06/18/25	135,000.00	4.46	2,007.00	135,000.00	135,411.08
CONNECTICUT ST-A-TXBL DTD 05/07/2025 5.125% 03/15/2028	20772KZ11	100,000.00	AA-	Aa2	04/23/25	05/07/25	102,116.00	4.33	1,081.94	101,354.34	101,650.10
NYC TRANSITIONAL-I-2 DTD 05/29/2025 4.487% 05/01/2028	64972JUH9	80,000.00	AAA	Aa1	05/15/25	05/29/25	80,000.00	4.49	299.13	80,000.00	80,219.76
<b>Security Type Sub-Total</b>		<b>625,000.00</b>					<b>614,356.75</b>	<b>4.46</b>	<b>7,096.18</b>	<b>621,067.78</b>	<b>623,452.19</b>



**Managed Account Detail of Securities Held**

For the Month Ending **May 31, 2026**

**Dunlap CUSD #323 - Investment Account - 450555 - (40961950)**

<b>Security Type/Description</b> <b>Dated Date/Coupon/Maturity</b>	<b>CUSIP</b>	<b>Par</b>	<b>S&amp;P Rating</b>	<b>Moody's Rating</b>	<b>Trade Date</b>	<b>Settle Date</b>	<b>Original Cost</b>	<b>YTM at Cost</b>	<b>Accrued Interest</b>	<b>Amortized Cost</b>	<b>Market Value</b>
<b>Federal Agency Mortgage-Backed Security</b>											
FG J32374 DTD 07/01/2015 2.500% 11/01/2028	31307NT79	27,455.16	AA+	Aa1	02/08/22	02/17/22	27,935.62	2.22	57.20	27,630.09	27,050.14
FN BM4614 DTD 10/01/2018 3.000% 03/01/2033	3140J9DU2	37,922.88	AA+	Aa1	08/03/21	08/17/21	40,411.57	2.35	94.81	39,384.64	36,799.30
FN FM0047 DTD 01/01/2020 3.000% 12/01/2034	3140X3BR8	48,880.79	AA+	Aa1	06/10/21	06/17/21	51,974.03	2.45	122.20	50,840.44	46,794.27
FN FM5616 DTD 01/01/2021 3.000% 12/01/2034	3140X9G25	52,917.72	AA+	Aa1	09/16/21	09/21/21	55,968.75	2.49	132.29	54,888.68	51,010.98
FR SB0364 DTD 06/01/2020 3.500% 06/01/2035	3132CWMM3	43,902.04	AA+	Aa1	06/21/21	06/25/21	47,304.45	2.83	128.05	46,105.50	42,620.89
<b>Security Type Sub-Total</b>		<b>211,078.58</b>					<b>223,594.42</b>	<b>2.49</b>	<b>534.55</b>	<b>218,849.35</b>	<b>204,275.58</b>
<b>Federal Agency Commercial Mortgage-Backed Security</b>											
FHMS K736 A2 DTD 09/01/2019 2.282% 07/01/2026	3137FNWX4	80,468.17	AA+	Aa1	10/05/23	10/11/23	74,662.52	5.05	153.02	80,155.91	80,224.75
FHMS K057 A2 DTD 09/01/2016 2.570% 07/01/2026	3137BROJ7	98,854.77	AA+	Aa1	03/02/23	03/07/23	91,927.21	4.81	211.71	98,547.63	98,514.11
FHMS K057 A2 DTD 09/01/2016 2.570% 07/01/2026	3137BROJ7	98,854.77	AA+	Aa1	05/18/23	05/23/23	93,996.98	4.22	211.71	98,625.07	98,514.12
FHMS K058 A2 DTD 11/01/2016 2.653% 08/01/2026	3137BSP72	277,017.38	AA+	Aa1	04/06/23	04/12/23	265,352.35	3.98	612.44	276,209.58	275,791.02
FNA 2016-M12 A2 DTD 11/01/2016 2.434% 09/01/2026	3136AUKX8	119,098.95	AA+	Aa1	11/20/23	11/27/23	111,124.91	5.05	193.29	118,076.37	118,532.64
FHMS K062 A2 DTD 02/01/2017 3.413% 12/01/2026	3137BUX60	162,324.46	AA+	Aa1	11/16/23	11/21/23	154,937.43	5.00	461.68	160,971.72	161,495.31
FHMS K062 A2 DTD 02/01/2017 3.413% 12/01/2026	3137BUX60	172,162.28	AA+	Aa1	11/08/23	11/13/23	163,924.05	5.07	489.66	170,664.42	171,282.87
FHMS K065 A2 DTD 07/01/2017 3.243% 04/01/2027	3137F1G44	160,000.00	AA+	Aa1	11/22/23	11/28/23	151,143.75	5.05	432.40	157,661.43	158,711.84



**Managed Account Detail of Securities Held**

For the Month Ending **May 31, 2026**

**Dunlap CUSD #323 - Investment Account - 450555 - (40961950)**

<b>Security Type/Description</b>	<b>Dated Date/Coupon/Maturity</b>	<b>CUSIP</b>	<b>Par</b>	<b>S&amp;P Rating</b>	<b>Moody's Rating</b>	<b>Trade Date</b>	<b>Settle Date</b>	<b>Original Cost</b>	<b>YTM at Cost</b>	<b>Accrued Interest</b>	<b>Amortized Cost</b>	<b>Market Value</b>
<b>Federal Agency Commercial Mortgage-Backed Security</b>												
FHMS K067 A2 DTD 09/01/2017 3.194% 07/01/2027		3137FAWS3	165,000.00	AA+	Aa1	06/24/24	06/27/24	157,420.31	4.84	439.18	161,931.93	163,203.15
FNA 2024-M6 A2 DTD 11/01/2024 2.900% 07/01/2027		3136BTGM9	227,073.59	AA+	Aa1	12/12/24	12/17/24	219,126.01	4.32	548.82	223,426.41	224,686.14
FHMS K068 A2 DTD 10/01/2017 3.244% 08/01/2027		3137FBBX3	165,000.00	AA+	Aa1	06/17/24	06/21/24	157,407.42	4.80	446.05	161,889.97	163,176.42
FHMS K069 A2 DTD 11/01/2017 3.187% 09/01/2027		3137FBU79	158,778.63	AA+	Aa1	06/17/24	06/21/24	151,100.19	4.78	421.69	155,509.58	156,730.38
FHMS K739 A2 DTD 11/01/2020 1.336% 09/01/2027		3137F64P9	340,994.33	AA+	Aa1	10/30/24	11/04/24	314,820.35	4.14	379.64	328,603.70	331,034.23
FHMS K072 A1 DTD 01/01/2018 3.252% 11/01/2027		3137FEBP4	16,977.63	AA+	Aa1	08/02/22	08/05/22	16,913.97	3.33	46.01	16,959.83	16,896.87
FHMS K075 A2 DTD 04/01/2018 3.650% 02/01/2028		3137F4X72	168,777.94	AA+	Aa1	03/05/25	03/10/25	165,830.92	4.28	513.37	166,999.51	167,133.87
FHMS K076 A2 DTD 05/01/2018 3.900% 04/01/2028		3137FEZU7	175,000.00	AA+	Aa1	04/09/25	04/14/25	173,031.25	4.29	568.75	173,731.95	173,833.10
FHMS K082 A1 DTD 10/01/2018 3.920% 05/01/2028		3137FJKD0	55,064.42	AA+	Aa1	08/28/23	08/31/23	53,266.22	4.70	179.88	54,310.95	54,902.48
FHMS K077 A2 DTD 06/01/2018 3.850% 05/01/2028		3137FG6X8	175,000.00	AA+	Aa1	06/06/25	06/11/25	172,545.90	4.35	561.46	173,314.22	173,473.13
FHMS K078 A2 DTD 07/01/2018 3.854% 06/01/2028		3137FGR31	175,000.00	AA+	Aa1	04/09/25	04/14/25	172,648.44	4.30	562.04	173,439.01	173,440.93
FHMS K073 A1 DTD 02/01/2018 3.350% 09/01/2028		3137FETM2	7,929.14	AA+	Aa1	12/08/22	12/13/22	7,690.65	3.93	22.14	7,833.61	7,906.09
FHMS K092 A1 DTD 05/01/2019 3.125% 10/01/2028		3137FLYU2	74,498.27	AA+	Aa1	10/25/23	10/30/23	70,101.14	4.46	194.01	72,217.91	73,544.70
<b>Security Type Sub-Total</b>			<b>3,073,874.74</b>					<b>2,938,971.97</b>	<b>4.52</b>	<b>7,648.95</b>	<b>3,031,080.71</b>	<b>3,043,028.15</b>



**Managed Account Detail of Securities Held**

For the Month Ending **May 31, 2026**

**Dunlap CUSD #323 - Investment Account - 450555 - (40961950)**

<b>Security Type/Description</b>	<b>Dated Date/Coupon/Maturity</b>	<b>CUSIP</b>	<b>Par</b>	<b>S&amp;P Rating</b>	<b>Moody's Rating</b>	<b>Trade Date</b>	<b>Settle Date</b>	<b>Original Cost</b>	<b>YTM at Cost</b>	<b>Accrued Interest</b>	<b>Amortized Cost</b>	<b>Market Value</b>
<b>Federal Agency Collateralized Mortgage Obligation</b>												
FHR 5050 XL DTD 11/01/2020 1.000% 07/01/2036		3137F7TC9	36,937.66	AA+	Aa1	02/08/22	02/11/22	36,060.38	1.18	30.78	36,322.18	34,015.78
<b>Security Type Sub-Total</b>			<b>36,937.66</b>					<b>36,060.38</b>	<b>1.18</b>	<b>30.78</b>	<b>36,322.18</b>	<b>34,015.78</b>
<b>Corporate Note</b>												
AUST & NZ BANKING GRP NY DTD 01/18/2024 4.750% 01/18/2027		05253JAZ4	250,000.00	AA-	Aa2	01/08/24	01/18/24	250,000.00	4.75	4,387.15	250,000.00	251,007.75
COOPERAT RABOBANK UA/NY DTD 03/05/2024 5.041% 03/05/2027		21688ABD3	250,000.00	A+	Aa3	03/04/24	03/06/24	250,287.50	5.00	3,010.60	250,076.95	251,793.75
AMERICAN HONDA FINANCE DTD 03/13/2024 4.900% 03/12/2027		02665WFD8	20,000.00	BBB+	A3	03/12/24	03/15/24	20,000.00	4.90	215.06	20,000.00	20,075.40
AMERICAN HONDA FINANCE DTD 03/13/2024 4.900% 03/12/2027		02665WFD8	80,000.00	BBB+	A3	03/11/24	03/13/24	79,956.00	4.92	860.22	79,987.98	80,301.60
ADOBE INC (CALLABLE) DTD 04/04/2024 4.850% 04/04/2027		00724PAE9	90,000.00	A+	A1	04/01/24	04/04/24	89,955.00	4.87	691.13	89,986.74	90,582.03
NATIONAL RURAL UTIL COOP (CALLABLE) DTD 05/10/2024 5.100% 05/06/2027		63743HFR8	25,000.00	A-	A2	05/08/24	05/10/24	24,995.50	5.11	88.54	24,998.54	25,201.57
NATIONAL RURAL UTIL COOP (CALLABLE) DTD 05/10/2024 5.100% 05/06/2027		63743HFR8	75,000.00	A-	A2	05/07/24	05/10/24	74,953.50	5.12	265.63	74,984.80	75,604.72
PNC FINANCIAL SERVICES (CALLABLE) DTD 07/23/2024 5.102% 07/23/2027		693475BY0	125,000.00	A-	A3	07/18/24	07/23/24	125,000.00	5.10	2,267.56	125,000.00	125,115.37
BLACKROCK FUNDING INC (CALLABLE) DTD 07/26/2024 4.600% 07/26/2027		09290DAH4	150,000.00	AA-	Aa3	07/17/24	07/26/24	149,995.50	4.60	2,395.83	149,998.34	150,971.10
ACCENTURE CAPITAL INC (CALLABLE) DTD 10/04/2024 3.900% 10/04/2027		00440KAA1	40,000.00	AA-	Aa3	10/01/24	10/04/24	39,948.40	3.95	247.00	39,976.20	39,894.76
ACCENTURE CAPITAL INC (CALLABLE) DTD 10/04/2024 3.900% 10/04/2027		00440KAA1	85,000.00	AA-	Aa3	10/02/24	10/04/24	84,940.50	3.92	524.88	84,972.62	84,776.37
PFIZER INC DTD 11/21/2025 3.875% 11/15/2027		717081FJ7	90,000.00	A	A2	11/18/25	11/21/25	89,990.10	3.88	155.00	89,992.68	89,722.35



**Managed Account Detail of Securities Held**

For the Month Ending **May 31, 2026**

**Dunlap CUSD #323 - Investment Account - 450555 - (40961950)**

<b>Security Type/Description</b> <b>Dated Date/Coupon/Maturity</b>	<b>CUSIP</b>	<b>Par</b>	<b>S&amp;P Rating</b>	<b>Moody's Rating</b>	<b>Trade Date</b>	<b>Settle Date</b>	<b>Original Cost</b>	<b>YTM at Cost</b>	<b>Accrued Interest</b>	<b>Amortized Cost</b>	<b>Market Value</b>
<b>Corporate Note</b>											
BP CAP MARKETS AMERICA (CALLABLE) DTD 05/17/2024 5.017% 11/17/2027	10373OBY5	150,000.00	A-	A1	11/20/24	11/25/24	151,551.00	4.64	292.66	150,764.09	151,686.45
UBS AG STAMFORD CT (CALLABLE) DTD 01/10/2025 4.864% 01/10/2028	90261AAD4	250,000.00	A+	Aa2	01/07/25	01/10/25	250,080.00	4.85	4,762.67	250,025.14	250,765.25
ADOBE INC (CALLABLE) DTD 01/17/2025 4.750% 01/17/2028	00724PAH2	150,000.00	A+	A1	01/14/25	01/17/25	149,920.50	4.77	2,652.08	149,955.66	151,284.90
COOPERAT RABOBANK UA/NY DTD 01/21/2025 4.883% 01/21/2028	21688ABK7	250,000.00	A+	Aa3	01/13/25	01/21/25	250,000.00	4.88	4,408.26	250,000.00	252,777.25
PEPSICO INC (CALLABLE) DTD 02/07/2025 4.450% 02/07/2028	713448GA0	225,000.00	A+	A1	02/05/25	02/07/25	224,905.50	4.47	3,170.63	224,945.53	226,040.63
ELI LILLY & CO (CALLABLE) DTD 02/12/2025 4.550% 02/12/2028	532457CU0	100,000.00	AA-	Aa3	06/27/25	06/27/25	101,159.00	4.08	1,377.64	100,749.57	100,666.40
AMERICAN EXPRESS CO (CALLABLE) DTD 02/16/2024 5.098% 02/16/2028	025816DP1	125,000.00	A-	A2	04/21/25	04/22/25	126,206.25	4.73	1,858.65	125,481.50	125,704.13
HERSHEY COMPANY (CALLABLE) DTD 02/24/2025 4.550% 02/24/2028	427866BK3	55,000.00	A	A1	03/04/25	03/05/25	55,469.70	4.24	674.28	55,274.95	55,358.82
HERSHEY COMPANY (CALLABLE) DTD 02/24/2025 4.550% 02/24/2028	427866BK3	60,000.00	A	A1	02/19/25	02/24/25	59,958.60	4.57	735.58	59,975.53	60,391.44
CHEVRON USA INC (CALLABLE) DTD 02/26/2025 4.475% 02/26/2028	166756BB1	265,000.00	AA-	Aa2	02/24/25	02/26/25	265,000.00	4.48	3,129.39	265,000.00	266,511.30
STATE STREET CORP (CALLABLE) DTD 02/28/2025 4.536% 02/28/2028	857477CU5	190,000.00	A	Aa3	02/25/25	02/28/25	190,000.00	4.54	2,178.54	190,000.00	191,139.43
ABBVIE INC DTD 03/04/2026 3.775% 03/03/2028	00287YED7	90,000.00	A-	A2	02/24/26	03/04/26	89,969.40	3.79	821.06	89,973.06	89,260.83
COMMONWEALTH BK AUSTR NY DTD 03/14/2025 4.423% 03/14/2028	20271RAV2	250,000.00	AA-	Aa2	03/07/25	03/14/25	250,300.00	4.38	2,365.08	250,183.49	250,852.75
SALESFORCE INC (CALLABLE) DTD 03/13/2026 4.500% 03/15/2028	79466LAO7	260,000.00	A+	A2	03/11/26	03/13/26	259,792.00	4.54	2,535.00	259,814.10	260,232.18



**Managed Account Detail of Securities Held**

For the Month Ending **May 31, 2026**

**Dunlap CUSD #323 - Investment Account - 450555 - (40961950)**

<b>Security Type/Description</b> <b>Dated Date/Coupon/Maturity</b>	<b>CUSIP</b>	<b>Par</b>	<b>S&amp;P Rating</b>	<b>Moody's Rating</b>	<b>Trade Date</b>	<b>Settle Date</b>	<b>Original Cost</b>	<b>YTM at Cost</b>	<b>Accrued Interest</b>	<b>Amortized Cost</b>	<b>Market Value</b>
<b>Corporate Note</b>											
ADVANCED MICRO DEVICES (CALLABLE) DTD 03/24/2025 4.319% 03/24/2028	007903BJ5	115,000.00	A	A1	03/10/25	03/24/25	115,000.00	4.32	924.39	115,000.00	115,316.60
MORGAN STANLEY (CALLABLE) DTD 04/20/2022 4.210% 04/20/2028	61747YER2	125,000.00	A-	A1	04/15/25	04/21/25	123,492.50	4.65	599.34	124,027.99	124,843.25
CINTAS CORPORATION NO. 2 (CALLABLE) DTD 05/02/2025 4.200% 05/01/2028	17252MAR1	40,000.00	A-	A3	04/29/25	05/02/25	40,010.00	4.19	140.00	40,006.50	39,933.92
CINTAS CORPORATION NO. 2 (CALLABLE) DTD 05/02/2025 4.200% 05/01/2028	17252MAR1	90,000.00	A-	A3	04/28/25	05/02/25	89,884.80	4.25	315.00	89,924.75	89,851.32
CITIGROUP INC (CALLABLE) DTD 05/07/2025 4.643% 05/07/2028	172967PZ8	225,000.00	BBB+	A3	05/01/25	05/07/25	225,000.00	4.64	696.45	225,000.00	225,514.80
CUMMINS INC (CALLABLE) DTD 05/09/2025 4.250% 05/09/2028	231021AY2	15,000.00	A	A2	05/06/25	05/09/25	14,989.50	4.28	38.96	14,993.07	15,003.00
CUMMINS INC (CALLABLE) DTD 05/09/2025 4.250% 05/09/2028	231021AY2	100,000.00	A	A2	05/07/25	05/09/25	100,053.00	4.23	259.72	100,034.63	100,020.00
WESTPAC BANKING CORP NY DTD 05/14/2026 4.150% 05/11/2028	9612EVAA7	250,000.00	AA-	Aa2	05/06/26	05/14/26	249,845.00	4.18	489.93	249,848.87	249,722.00
SERVICENOW INC DTD 05/15/2026 4.250% 05/15/2028	81762PAF9	25,000.00	A	A2	05/12/26	05/15/26	24,909.50	4.44	47.22	24,911.47	24,998.60
HSBC USA INC DTD 06/03/2025 4.650% 06/03/2028	40428HR95	200,000.00	A-	A2	05/28/25	06/03/25	200,078.00	4.64	4,598.33	200,053.42	201,269.20
ANALOG DEVICES INC (CALLABLE) DTD 06/16/2025 4.250% 06/15/2028	032654BD6	165,000.00	A	A2	06/12/25	06/16/25	164,821.80	4.29	3,233.54	164,876.62	164,945.72
CHEVRON USA INC (CALLABLE) DTD 08/13/2025 4.050% 08/13/2028	166756BH8	195,000.00	AA-	Aa2	08/11/25	08/13/25	194,984.40	4.05	2,369.25	194,988.62	194,345.00
LOCKHEED MARTIN CORP (CALLABLE) DTD 07/28/2025 4.150% 08/15/2028	539830CK3	50,000.00	A-	A2	11/06/25	11/07/25	50,271.50	3.94	610.97	50,216.68	49,926.20
LOCKHEED MARTIN CORP (CALLABLE) DTD 07/28/2025 4.150% 08/15/2028	539830CK3	115,000.00	A-	A2	08/21/25	08/25/25	115,277.15	4.06	1,405.24	115,206.76	114,830.26



## Managed Account Detail of Securities Held

For the Month Ending **May 31, 2026**

Dunlap CUSD #323 - Investment Account - 450555 - (40961950)

Security Type/Description Dated Date/Coupon/Maturity	CUSIP	Par	S&P Rating	Moody's Rating	Trade Date	Settle Date	Original Cost	YTM at Cost	Accrued Interest	Amortized Cost	Market Value
<b>Corporate Note</b>											
CATERPILLAR FINL SERVICE DTD 08/15/2025 4.100% 08/15/2028	14913UBB5	125,000.00	A	A1	08/12/25	08/15/25	125,021.25	4.09	1,509.03	125,015.92	124,816.00
HOME DEPOT INC (CALLABLE) DTD 09/15/2025 3.750% 09/15/2028	437076DH2	55,000.00	A	A2	09/08/25	09/15/25	54,964.25	3.77	435.42	54,972.40	54,542.07
HOME DEPOT INC (CALLABLE) DTD 09/15/2025 3.750% 09/15/2028	437076DH2	65,000.00	A	A2	09/09/25	09/15/25	64,914.20	3.80	514.58	64,933.80	64,458.81
NOVARTIS CAPITAL CORP (CALLABLE) DTD 11/05/2025 3.900% 11/05/2028	66989HAX6	55,000.00	AA-	Aa3	11/05/25	11/06/25	55,003.30	3.90	154.92	55,002.69	54,611.70
NOVARTIS CAPITAL CORP (CALLABLE) DTD 11/05/2025 3.900% 11/05/2028	66989HAX6	120,000.00	AA-	Aa3	11/03/25	11/05/25	119,973.60	3.91	338.00	119,978.53	119,152.80
PACCAR FINANCIAL CORP DTD 11/07/2025 4.000% 11/07/2028	69371RU20	50,000.00	A+	A1	11/05/25	11/07/25	49,972.00	4.02	133.33	49,977.04	49,856.50
MORGAN STANLEY PVT BANK (CALLABLE) DTD 11/19/2025 4.204% 11/17/2028	61776NZU0	250,000.00	A+	Aa3	11/17/25	11/19/25	250,000.00	4.20	408.72	250,000.00	249,269.00
AMAZON.COM INC (CALLABLE) DTD 11/20/2025 3.900% 11/20/2028	023135CS3	220,000.00	AA	A1	11/17/25	11/20/25	219,951.60	3.91	262.17	219,959.98	218,415.34
AUST & NZ BANKING GRP NY DTD 12/08/2025 3.919% 12/08/2028	05253JB83	250,000.00	AA-	Aa2	12/01/25	12/08/25	250,000.00	3.92	4,708.24	250,000.00	248,001.25
NATIONAL AUSTRALIA BK/NY DTD 01/13/2026 3.850% 12/13/2028	632525CO2	250,000.00	AA-	Aa2	01/06/26	01/13/26	249,910.00	3.86	3,689.58	249,921.69	247,728.25
GOLDMAN SACHS GROUP INC (CALLABLE) DTD 01/21/2026 4.148% 01/21/2029	38145GAP5	105,000.00	BBB+	A2	01/15/26	01/21/26	105,000.00	4.15	1,572.78	105,000.00	104,271.41
PNC FINANCIAL SERVICES (CALLABLE) DTD 01/26/2026 4.075% 01/26/2029	693475CG8	120,000.00	A-	A3	01/21/26	01/26/26	120,000.00	4.08	1,697.92	120,000.00	119,308.32
TRUIST BANK (CALLABLE) DTD 01/27/2026 4.144% 01/27/2029	89788JAJ8	250,000.00	A	A3	01/22/26	01/27/26	250,000.00	4.14	3,568.44	250,000.00	248,578.00
BANK OF NY MELLON CORP (CALLABLE) DTD 01/31/2023 4.543% 02/01/2029	06406RBN6	250,000.00	A	Aa3	03/13/26	03/16/26	251,032.50	4.39	3,785.83	250,921.76	250,833.00



**Managed Account Detail of Securities Held**

For the Month Ending **May 31, 2026**

**Dunlap CUSD #323 - Investment Account - 450555 - (40961950)**

<b>Security Type/Description Dated Date/Coupon/Maturity</b>	<b>CUSIP</b>	<b>Par</b>	<b>S&amp;P Rating</b>	<b>Moody's Rating</b>	<b>Trade Date</b>	<b>Settle Date</b>	<b>Original Cost</b>	<b>YTM at Cost</b>	<b>Accrued Interest</b>	<b>Amortized Cost</b>	<b>Market Value</b>
<b>Corporate Note</b>											
PACCAR FINANCIAL CORP DTD 02/05/2026 3.900% 02/05/2029	69371RU38	135,000.00	A+	A1	01/29/26	02/05/26	134,943.30	3.91	1,696.50	134,949.35	134,197.29
AMERICAN EXPRESS CO (CALLABLE) DTD 02/10/2026 4.009% 02/09/2029	025816EN5	115,000.00	A-	A2	02/03/26	02/10/26	115,000.00	4.01	1,421.52	115,000.00	114,199.95
NATIONAL RURAL UTIL COOP (CALLABLE) DTD 02/09/2026 4.050% 02/09/2029	63743HGE6	120,000.00	NR	A2	02/03/26	02/09/26	119,929.20	4.07	1,512.00	119,936.45	118,919.76
CATERPILLAR FINL SERVICE DTD 02/24/2026 3.750% 02/23/2029	14913UBJ8	300,000.00	A	A1	02/18/26	02/24/26	299,604.00	3.80	3,031.25	299,638.03	296,016.60
ASTRAZENECA FINANCE LLC (CALLABLE) DTD 02/26/2024 4.850% 02/26/2029	04636NAL7	175,000.00	A+	A1	03/18/26	03/19/26	178,255.00	4.17	2,239.76	178,038.38	177,408.00
JOHN DEERE CAPITAL CORP DTD 03/10/2026 3.900% 03/09/2029	24422EYK9	80,000.00	A	A1	03/05/26	03/10/26	79,892.80	3.95	702.00	79,900.55	79,165.04
ABBOTT LABORATORIES (CALLABLE) DTD 03/09/2026 3.700% 03/09/2029	002824BR0	240,000.00	A+	Aa3	02/23/26	03/09/26	239,695.20	3.75	2,022.67	239,717.60	235,992.72
AMAZON.COM INC (CALLABLE) DTD 03/13/2026 4.000% 03/13/2029	023135DC7	195,000.00	AA	A1	03/10/26	03/13/26	194,978.55	4.00	1,690.00	194,980.16	193,559.73
TOYOTA MOTOR CREDIT CORP DTD 03/13/2026 4.050% 03/13/2029	89236TPO2	220,000.00	A+	A1	03/10/26	03/13/26	219,920.80	4.06	1,930.50	219,926.62	218,217.78
NOVARTIS CAPITAL CORP (CALLABLE) DTD 03/18/2026 4.100% 03/16/2029	66989HBF4	100,000.00	AA-	Aa3	03/16/26	03/18/26	99,883.00	4.14	831.39	99,890.65	99,462.60
UBS AG STAMFORD CT (CALLABLE) DTD 03/16/2026 4.302% 03/16/2029	90261AAG7	250,000.00	A+	Aa2	03/12/26	03/16/26	250,037.50	4.30	2,240.63	250,034.11	249,541.00
NATIONAL RURAL UTIL COOP (CALLABLE) DTD 05/11/2026 4.400% 05/11/2029	63743HGF3	80,000.00	NR	A2	04/30/26	05/11/26	79,982.40	4.41	195.56	79,982.73	79,947.20
ELI LILLY & CO (CALLABLE) DTD 05/20/2026 4.150% 05/20/2029	532457DK1	75,000.00	AA-	Aa3	05/06/26	05/20/26	74,955.75	4.17	95.10	74,956.23	74,879.47
WELLS FARGO & COMPANY (CALLABLE) DTD 05/20/2026 4.577% 05/20/2029	95000U4H3	150,000.00	BBB+	A1	05/13/26	05/20/26	150,000.00	4.58	209.78	150,000.00	149,930.55



**Managed Account Detail of Securities Held**

For the Month Ending **May 31, 2026**

Dunlap CUSD #323 - Investment Account - 450555 - (40961950)

Security Type/Description Dated Date/Coupon/Maturity	CUSIP	Par	S&P Rating	Moody's Rating	Trade Date	Settle Date	Original Cost	YTM at Cost	Accrued Interest	Amortized Cost	Market Value
<b>Corporate Note</b>											
<b>GOLDMAN SACHS BANK USA (CALLABLE) DTD 06/03/2026 4.656% 06/03/2029</b>	38151LAJ9	200,000.00	A+	NR	05/28/26	06/03/26	200,086.00	4.64	0.00	200,086.00	200,254.60
<b>NATIONAL AUSTRALIA BK/NY DTD 06/04/2026 4.434% 06/04/2029</b>	632525CT6	250,000.00	NR	NR	05/28/26	06/04/26	250,000.00	4.43	0.00	250,000.00	250,282.25
<b>Security Type Sub-Total</b>		<b>10,260,000.00</b>					<b>10,265,857.30</b>	<b>4.32</b>	<b>104,396.08</b>	<b>10,263,927.52</b>	<b>10,254,055.39</b>
<b>Bank Note</b>											
<b>TRUIST BANK (CALLABLE) DTD 07/24/2025 4.420% 07/24/2028</b>	89788JAF6	250,000.00	A	A3	07/21/25	07/24/25	250,000.00	4.42	3,898.19	250,000.00	249,848.50
<b>Security Type Sub-Total</b>		<b>250,000.00</b>					<b>250,000.00</b>	<b>4.42</b>	<b>3,898.19</b>	<b>250,000.00</b>	<b>249,848.50</b>
<b>Managed Account Sub-Total</b>		<b>33,906,890.98</b>					<b>33,725,530.30</b>	<b>4.04</b>	<b>275,802.04</b>	<b>33,831,000.07</b>	<b>33,727,513.80</b>
<b>Local Government Investment Pool</b>											
<b>Illinois Portfolio, IIIT Class</b>		161,231.52	AAAm	NR			161,231.52		0.00	161,231.52	161,231.52
<b>Liquid Sub-Total</b>		<b>161,231.52</b>					<b>161,231.52</b>		<b>0.00</b>	<b>161,231.52</b>	<b>161,231.52</b>
<b>Securities Sub-Total</b>		<b>\$34,068,122.50</b>					<b>\$33,886,761.82</b>	<b>4.04%</b>	<b>\$275,802.04</b>	<b>\$33,992,231.59</b>	<b>\$33,888,745.32</b>
<b>Accrued Interest</b>											<b>\$275,802.04</b>
<b>Total Investments</b>											<b>\$34,164,547.36</b>

Bolded items are forward settling trades.



**Managed Account Fair Market Value & Analytics**

For the Month Ending **May 31, 2026**

**Dunlap CUSD #323 - Investment Account - 450555 - (40961950)**

<b>Security Type/Description</b>	<b>Dated Date/Coupon/Maturity</b>	<b>CUSIP</b>	<b>Par</b>	<b>Broker</b>	<b>Next Call Date</b>	<b>Market Price</b>	<b>Market Value</b>	<b>Unreal G/L On Cost</b>	<b>Unreal G/L Amort Cost</b>	<b>Effective Duration</b>	<b>YTM at Mkt</b>
<b>U.S. Treasury Bond / Note</b>											
US TREASURY N/B	DTD 09/16/2024 3.375% 09/15/2027	91282CLL3	1,150,000.00	JPMorgan		99.29	1,141,869.50	(3,323.86)	(5,971.39)	1.24	3.94
US TREASURY N/B	DTD 10/15/2024 3.875% 10/15/2027	91282CLQ2	350,000.00	JPMorgan		99.89	349,603.45	1,708.92	611.84	1.32	3.96
US TREASURY N/B	DTD 10/15/2024 3.875% 10/15/2027	91282CLO2	425,000.00	Citigrou		99.89	424,518.48	2,938.40	1,157.46	1.32	3.96
US TREASURY N/B	DTD 11/15/2024 4.125% 11/15/2027	91282CLX7	175,000.00	Citigrou		100.20	175,355.43	341.76	348.34	1.40	3.98
US TREASURY N/B	DTD 11/15/2024 4.125% 11/15/2027	91282CLX7	1,450,000.00	MorganSt		100.20	1,452,944.95	3,454.72	3,202.13	1.40	3.98
US TREASURY N/B	DTD 12/16/2024 4.000% 12/15/2027	91282CMB4	450,000.00	HSBC		100.03	450,140.85	4,429.91	2,457.13	1.45	3.98
US TREASURY N/B	DTD 01/15/2025 4.250% 01/15/2028	91282CMF5	525,000.00	MorganSt		100.39	527,050.65	2,727.41	2,433.78	1.53	4.00
US TREASURY N/B	DTD 02/18/2025 4.250% 02/15/2028	91282CMN8	75,000.00	SGAS		100.41	75,307.65	(295.87)	(254.55)	1.62	4.00
US TREASURY N/B	DTD 02/18/2025 4.250% 02/15/2028	91282CMN8	475,000.00	Jefferie		100.41	476,948.45	(1,595.50)	(151.44)	1.62	4.00
US TREASURY N/B	DTD 03/17/2025 3.875% 03/15/2028	91282CMS7	375,000.00	ASLC		99.79	374,209.13	(1,611.19)	(1,301.90)	1.70	4.00
US TREASURY N/B	DTD 05/15/2025 3.750% 05/15/2028	91282CND9	300,000.00	BOFAML		99.52	298,546.80	(1,300.86)	(1,352.42)	1.86	4.01
US TREASURY N/B	DTD 05/15/2025 3.750% 05/15/2028	91282CND9	375,000.00	BMO		99.52	373,183.50	805.57	(41.02)	1.86	4.01
US TREASURY N/B	DTD 05/15/2025 3.750% 05/15/2028	91282CND9	550,000.00	ASLC		99.52	547,335.80	902.21	(294.94)	1.86	4.01
US TREASURY N/B	DTD 05/15/2025 3.750% 05/15/2028	91282CND9	1,100,000.00	BOFAML		99.52	1,094,671.60	(1,804.96)	(2,947.67)	1.86	4.01
US TREASURY N/B	DTD 06/16/2025 3.875% 06/15/2028	91282CNH0	600,000.00	ASLC		99.73	598,383.00	(2,226.38)	(2,047.09)	1.91	4.01
US TREASURY N/B	DTD 06/16/2025 3.875% 06/15/2028	91282CNH0	725,000.00	Barclays		99.73	723,046.13	(4,446.06)	(3,704.96)	1.91	4.01
US TREASURY N/B	DTD 08/15/2025 3.625% 08/15/2028	91282CNU1	425,000.00	Barclays		99.17	421,464.00	(2,357.29)	(2,657.22)	2.09	4.05



**Managed Account Fair Market Value & Analytics**

For the Month Ending **May 31, 2026**

**Dunlap CUSD #323 - Investment Account - 450555 - (40961950)**

<b>Security Type/Description</b>	<b>Dated Date/Coupon/Maturity</b>	<b>CUSIP</b>	<b>Par</b>	<b>Broker</b>	<b>Next Call Date</b>	<b>Market Price</b>	<b>Market Value</b>	<b>Unreal G/L On Cost</b>	<b>Unreal G/L Amort Cost</b>	<b>Effective Duration</b>	<b>YTM at Mkt</b>
<b>U.S. Treasury Bond / Note</b>											
US TREASURY N/B	DTD 08/15/2025 3.625% 08/15/2028	91282CNU1	1,400,000.00	Barclays		99.17	1,388,352.00	(11,593.31)	(11,606.80)	2.09	4.05
US TREASURY N/B	DTD 09/15/2025 3.375% 09/15/2028	91282CNY3	375,000.00	BOFAML		98.58	369,667.88	(3,442.47)	(3,861.19)	2.17	4.06
US TREASURY N/B	DTD 09/15/2025 3.375% 09/15/2028	91282CNY3	450,000.00	Barclays		98.58	443,601.45	(3,673.94)	(4,256.26)	2.17	4.06
US TREASURY N/B	DTD 09/15/2025 3.375% 09/15/2028	91282CNY3	675,000.00	ASLC		98.58	665,402.18	(4,166.18)	(5,364.30)	2.17	4.06
US TREASURY N/B	DTD 10/15/2025 3.500% 10/15/2028	91282CPC9	850,000.00	ASLC		98.79	839,707.35	(7,702.81)	(8,188.29)	2.25	4.06
US TREASURY N/B	DTD 11/17/2025 3.500% 11/15/2028	91282CPK1	150,000.00	JPMorgan		98.74	148,113.30	(1,921.86)	(1,916.43)	2.34	4.07
US TREASURY N/B	DTD 11/17/2025 3.500% 11/15/2028	91282CPK1	525,000.00	BOFAML		98.74	518,396.55	(4,737.24)	(5,021.22)	2.34	4.07
US TREASURY N/B	DTD 11/17/2025 3.500% 11/15/2028	91282CPK1	675,000.00	BOFAML		98.74	666,509.85	(7,725.50)	(7,849.98)	2.34	4.07
US TREASURY N/B	DTD 12/15/2025 3.500% 12/15/2028	91282CPP0	300,000.00	JPMorgan		98.71	296,121.00	(2,496.19)	(2,660.17)	2.37	4.07
US TREASURY N/B	DTD 12/15/2025 3.500% 12/15/2028	91282CPP0	400,000.00	JPMorgan		98.71	394,828.00	(4,609.50)	(4,681.02)	2.37	4.07
US TREASURY N/B	DTD 01/15/2026 3.500% 01/15/2029	91282CPT2	675,000.00	JPMorgan		98.65	665,903.03	(6,512.99)	(6,785.14)	2.46	4.07
US TREASURY N/B	DTD 02/17/2026 3.500% 02/15/2029	91282COA2	325,000.00	SGAS		98.60	320,455.20	(1,637.57)	(1,829.96)	2.54	4.07
US TREASURY N/B	DTD 02/17/2026 3.500% 02/15/2029	91282COA2	350,000.00	ASLC		98.60	345,105.60	(3,937.37)	(4,009.41)	2.54	4.07
US TREASURY N/B	DTD 02/17/2026 3.500% 02/15/2029	91282COA2	350,000.00	ASLC		98.60	345,105.60	(1,093.62)	(1,328.32)	2.54	4.07
US TREASURY N/B	DTD 02/17/2026 3.500% 02/15/2029	91282COA2	700,000.00	BOFAML		98.60	690,211.20	(9,788.80)	(9,788.80)	2.54	4.07
US TREASURY N/B	DTD 04/15/2026 3.875% 04/15/2029	91282COJ3	350,000.00	BMO		99.52	348,331.90	(2,269.66)	(2,245.34)	2.69	4.08
US TREASURY N/B	DTD 04/15/2026 3.875% 04/15/2029	91282COJ3	525,000.00	Nomura		99.52	522,497.85	2,173.63	2,127.19	2.69	4.08



## Managed Account Fair Market Value & Analytics

For the Month Ending **May 31, 2026**

Dunlap CUSD #323 - Investment Account - 450555 - (40961950)

Security Type/Description Dated Date/Coupon/Maturity	CUSIP	Par	Broker	Next Call Date	Market Price	Market Value	Unreal G/L On Cost	Unreal G/L Amort Cost	Effective Duration	YTM at Mkt
<b>U.S. Treasury Bond / Note</b>										
US TREASURY N/B DTD 04/15/2026 3.875% 04/15/2029	91282COJ3	850,000.00	Barclays		99.52	845,948.90	(1,062.82)	(1,134.96)	2.69	4.08
<b>Security Type Sub-Total</b>		<b>19,450,000.00</b>				<b>19,318,838.21</b>	<b>(77,851.27)</b>	<b>(90,914.32)</b>	<b>2.01</b>	<b>4.03</b>
<b>Municipal Bond / Note</b>										
LOS ANGELES UNIF SD-B DTD 05/13/2025 4.382% 07/01/2027	544647KX7	135,000.00	RaymondJ		100.42	135,567.95	567.95	567.95	1.03	3.98
FLORIDA ST BRD OF ADM DTD 09/16/2020 1.705% 07/01/2027	341271AE4	175,000.00	JPMorgan		97.49	170,603.30	8,362.55	889.86	1.05	4.10
PHILADELPHIA-B-TXBL DTD 06/18/2025 4.460% 08/01/2027	717813D63	135,000.00	BOFAML		100.30	135,411.08	411.08	411.08	1.11	4.19
CONNECTICUT ST-A-TXBL DTD 05/07/2025 5.125% 03/15/2028	20772KZJ1	100,000.00	Barclays		101.65	101,650.10	(465.90)	295.76	1.68	4.15
NYC TRANSITIONAL-I-2 DTD 05/29/2025 4.487% 05/01/2028	64972JUH9	80,000.00	Jefferie		100.27	80,219.76	219.76	219.76	1.81	4.33
<b>Security Type Sub-Total</b>		<b>625,000.00</b>				<b>623,452.19</b>	<b>9,095.44</b>	<b>2,384.41</b>	<b>1.26</b>	<b>4.13</b>
<b>Federal Agency Mortgage-Backed Security</b>										
FG J32374 DTD 07/01/2015 2.500% 11/01/2028	31307NT79	27,455.16	WellsFar		98.52	27,050.14	(885.48)	(579.95)	0.87	4.13
FN BM4614 DTD 10/01/2018 3.000% 03/01/2033	3140J9DU2	37,922.88	INTL_FC		97.04	36,799.30	(3,612.27)	(2,585.34)	2.10	4.37
FN FM0047 DTD 01/01/2020 3.000% 12/01/2034	3140X3BR8	48,880.79	Citigrou		95.73	46,794.27	(5,179.76)	(4,046.17)	2.97	4.46
FN FM5616 DTD 01/01/2021 3.000% 12/01/2034	3140X9G25	52,917.72	Citigrou		96.40	51,010.98	(4,957.77)	(3,877.70)	2.64	4.36
FR SB0364 DTD 06/01/2020 3.500% 06/01/2035	3132CWMM3	43,902.04	JPMorgan		97.08	42,620.89	(4,683.56)	(3,484.61)	3.08	4.43
<b>Security Type Sub-Total</b>		<b>211,078.58</b>				<b>204,275.58</b>	<b>(19,318.84)</b>	<b>(14,573.77)</b>	<b>2.48</b>	<b>4.37</b>
<b>Federal Agency Commercial Mortgage-Backed Security</b>										



## Managed Account Fair Market Value & Analytics

For the Month Ending **May 31, 2026**

Dunlap CUSD #323 - Investment Account - 450555 - (40961950)

Security Type/Description Dated Date/Coupon/Maturity	CUSIP	Par	Broker	Next Call Date	Market Price	Market Value	Unreal G/L On Cost	Unreal G/L Amort Cost	Effective Duration	YTM at Mkt
<b>Federal Agency Commercial Mortgage-Backed Security</b>										
FHMS K736 A2 DTD 09/01/2019 2.282% 07/01/2026	3137FNWX4	80,468.17	INTL_FC		99.70	80,224.75	5,562.23	68.84	0.15	3.31
FHMS K057 A2 DTD 09/01/2016 2.570% 07/01/2026	3137BRQJ7	98,854.77	CantorFi		99.66	98,514.11	6,586.90	(33.52)	0.15	3.76
FHMS K057 A2 DTD 09/01/2016 2.570% 07/01/2026	3137BROJ7	98,854.77	JPMorgan		99.66	98,514.12	4,517.14	(110.95)	0.15	3.76
FHMS K058 A2 DTD 11/01/2016 2.653% 08/01/2026	3137BSP72	277,017.38	BREAN		99.56	275,791.02	10,438.67	(418.56)	0.19	4.07
FNA 2016-M12 A2 DTD 11/01/2016 2.434% 09/01/2026	3136AUKX8	119,098.95	WellsFar		99.52	118,532.64	7,407.73	456.27	0.20	4.03
FHMS K062 A2 DTD 02/01/2017 3.413% 12/01/2026	3137BUX60	162,324.46	WellsFar		99.49	161,495.31	6,557.88	523.59	0.51	4.00
FHMS K062 A2 DTD 02/01/2017 3.413% 12/01/2026	3137BUX60	172,162.28	TD Secur		99.49	171,282.87	7,358.82	618.45	0.51	4.00
FHMS K065 A2 DTD 07/01/2017 3.243% 04/01/2027	3137F1G44	160,000.00	GoldmanS		99.19	158,711.84	7,568.09	1,050.41	0.79	4.02
FHMS K067 A2 DTD 09/01/2017 3.194% 07/01/2027	3137FAWS3	165,000.00	BMO		98.91	163,203.15	5,782.84	1,271.22	1.06	4.05
FNA 2024-M6 A2 DTD 11/01/2024 2.900% 07/01/2027	3136BTGM9	227,073.59	WellsFar		98.95	224,686.14	5,560.13	1,259.73	0.84	4.01
FHMS K068 A2 DTD 10/01/2017 3.244% 08/01/2027	3137FBBX3	165,000.00	WellsFar		98.89	163,176.42	5,769.00	1,286.45	1.12	4.06
FHMS K069 A2 DTD 11/01/2017 3.187% 09/01/2027	3137FBU79	158,778.63	BOFAML		98.71	156,730.38	5,630.19	1,220.80	1.23	4.09
FHMS K739 A2 DTD 11/01/2020 1.336% 09/01/2027	3137F64P9	340,994.33	IFP		97.08	331,034.23	16,213.88	2,430.53	1.05	4.06
FHMS K072 A1 DTD 01/01/2018 3.252% 11/01/2027	3137FEBP4	16,977.63	TD Secur		99.52	16,896.87	(17.10)	(62.96)	0.41	3.91
FHMS K075 A2 DTD 04/01/2018 3.650% 02/01/2028	3137F4X72	168,777.94	MIZU		99.03	167,133.87	1,302.95	134.36	1.60	4.14
FHMS K076 A2 DTD 05/01/2018 3.900% 04/01/2028	3137FEZU7	175,000.00	WellsFar		99.33	173,833.10	801.85	101.15	1.69	4.17
FHMS K082 A1 DTD 10/01/2018 3.920% 05/01/2028	3137FJKD0	55,064.42	BNPPSA		99.71	54,902.48	1,636.26	591.53	0.70	4.00



## Managed Account Fair Market Value & Analytics

For the Month Ending **May 31, 2026**

**Dunlap CUSD #323 - Investment Account - 450555 - (40961950)**

Security Type/Description Dated Date/Coupon/Maturity	CUSIP	Par	Broker	Next Call Date	Market Price	Market Value	Unreal G/L On Cost	Unreal G/L Amort Cost	Effective Duration	YTM at Mkt
<b>Federal Agency Commercial Mortgage-Backed Security</b>										
FHMS K077 A2 DTD 06/01/2018 3.850% 05/01/2028	3137FG6X8	175,000.00	MorganSt		99.13	173,473.13	927.23	158.91	1.80	4.23
FHMS K078 A2 DTD 07/01/2018 3.854% 06/01/2028	3137FGR31	175,000.00	MIZU		99.11	173,440.93	792.49	1.92	1.83	4.23
FHMS K073 A1 DTD 02/01/2018 3.350% 09/01/2028	3137FETM2	7,929.14	TD Secur		99.71	7,906.09	215.44	72.48	0.19	3.74
FHMS K092 A1 DTD 05/01/2019 3.125% 10/01/2028	3137FLYU2	74,498.27	WellsFar		98.72	73,544.70	3,443.56	1,326.79	1.20	4.05
<b>Security Type Sub-Total</b>		<b>3,073,874.74</b>				<b>3,043,028.15</b>	<b>104,056.18</b>	<b>11,947.44</b>	<b>0.93</b>	<b>4.04</b>
<b>Federal Agency Collateralized Mortgage Obligation</b>										
FHR 5050 XL DTD 11/01/2020 1.000% 07/01/2036	3137F7TC9	36,937.66	WellsFar		92.09	34,015.78	(2,044.60)	(2,306.40)	2.06	4.86
<b>Security Type Sub-Total</b>		<b>36,937.66</b>				<b>34,015.78</b>	<b>(2,044.60)</b>	<b>(2,306.40)</b>	<b>2.06</b>	<b>4.86</b>
<b>Corporate Note</b>										
AUST & NZ BANKING GRP NY DTD 01/18/2024 4.750% 01/18/2027	05253JAZ4	250,000.00	BOFAML		100.40	251,007.75	1,007.75	1,007.75	0.61	4.09
COOPERAT RABOBANK UA/NY DTD 03/05/2024 5.041% 03/05/2027	21688ABD3	250,000.00	BMO		100.72	251,793.75	1,506.25	1,716.80	0.73	4.07
AMERICAN HONDA FINANCE DTD 03/13/2024 4.900% 03/12/2027	02665WFD8	20,000.00	MAXE		100.38	20,075.40	75.40	75.40	0.75	4.39
AMERICAN HONDA FINANCE DTD 03/13/2024 4.900% 03/12/2027	02665WFD8	80,000.00	TD Secur		100.38	80,301.60	345.60	313.62	0.75	4.39
ADOBE INC (CALLABLE) DTD 04/04/2024 4.850% 04/04/2027	00724PAE9	90,000.00	BOFAML	03/04/27	100.65	90,582.03	627.03	595.29	0.75	4.05
NATIONAL RURAL UTIL COOP (CALLABLE) DTD 05/10/2024 5.100% 05/06/2027	63743HFR8	25,000.00	RBC Capi	04/06/27	100.81	25,201.57	206.07	203.03	0.84	4.20
NATIONAL RURAL UTIL COOP (CALLABLE) DTD 05/10/2024 5.100% 05/06/2027	63743HFR8	75,000.00	RBC Capi	04/06/27	100.81	75,604.72	651.22	619.92	0.84	4.20
PNC FINANCIAL SERVICES (CALLABLE) DTD 07/23/2024 5.102% 07/23/2027	693475BY0	125,000.00	PNCBank	07/23/26	100.09	125,115.37	115.37	115.37	0.15	4.44



**Managed Account Fair Market Value & Analytics**

For the Month Ending **May 31, 2026**

**Dunlap CUSD #323 - Investment Account - 450555 - (40961950)**

<b>Security Type/Description</b>	<b>CUSIP</b>	<b>Par</b>	<b>Broker</b>	<b>Next Call Date</b>	<b>Market Price</b>	<b>Market Value</b>	<b>Unreal G/L On Cost</b>	<b>Unreal G/L Amort Cost</b>	<b>Effective Duration</b>	<b>YTM at Mkt</b>
<b>Corporate Note</b>										
BLACKROCK FUNDING INC (CALLABLE) DTD 07/26/2024 4.600% 07/26/2027	09290DAH4	150,000.00	BOFAML	06/26/27	100.65	150,971.10	975.60	972.76	1.05	4.02
ACCENTURE CAPITAL INC (CALLABLE) DTD 10/04/2024 3.900% 10/04/2027	00440KAA1	40,000.00	JPMorgan	09/04/27	99.74	39,894.76	(53.64)	(81.44)	1.26	4.10
ACCENTURE CAPITAL INC (CALLABLE) DTD 10/04/2024 3.900% 10/04/2027	00440KAA1	85,000.00	JPMorgan	09/04/27	99.74	84,776.37	(164.13)	(196.25)	1.26	4.10
PFIZER INC DTD 11/21/2025 3.875% 11/15/2027	717081FJ7	90,000.00	JPMorgan		99.69	89,722.35	(267.75)	(270.33)	1.40	4.09
BP CAP MARKETS AMERICA (CALLABLE) DTD 05/17/2024 5.017% 11/17/2027	10373OBY5	150,000.00	BOFAML	10/17/27	101.12	151,686.45	135.45	922.36	1.34	4.21
UBS AG STAMFORD CT (CALLABLE) DTD 01/10/2025 4.864% 01/10/2028	90261AAD4	250,000.00	UBSS	01/10/27	100.31	250,765.25	685.25	740.11	0.58	4.35
ADOBE INC (CALLABLE) DTD 01/17/2025 4.750% 01/17/2028	00724PAH2	150,000.00	JPMorgan	12/17/27	100.86	151,284.90	1,364.40	1,329.24	1.48	4.20
COOPERAT RABOBANK UA/NY DTD 01/21/2025 4.883% 01/21/2028	21688ABK7	250,000.00	BOFAML		101.11	252,777.25	2,777.25	2,777.25	1.54	4.17
PEPSICO INC (CALLABLE) DTD 02/07/2025 4.450% 02/07/2028	713448GA0	225,000.00	MorganSt	01/07/28	100.46	226,040.63	1,135.13	1,095.10	1.55	4.16
ELI LILLY & CO (CALLABLE) DTD 02/12/2025 4.550% 02/12/2028	532457CU0	100,000.00	TD Secur	01/12/28	100.67	100,666.40	(492.60)	(83.17)	1.56	4.14
AMERICAN EXPRESS CO (CALLABLE) DTD 02/16/2024 5.098% 02/16/2028	025816DP1	125,000.00	CIDLY	02/16/27	100.56	125,704.13	(502.12)	222.63	0.68	4.49
HERSHEY COMPANY (CALLABLE) DTD 02/24/2025 4.550% 02/24/2028	427866BK3	55,000.00	JANE	01/24/28	100.65	55,358.82	(110.88)	83.87	1.59	4.15
HERSHEY COMPANY (CALLABLE) DTD 02/24/2025 4.550% 02/24/2028	427866BK3	60,000.00	RBC Capi	01/24/28	100.65	60,391.44	432.84	415.91	1.59	4.15
CHEVRON USA INC (CALLABLE) DTD 02/26/2025 4.475% 02/26/2028	166756BB1	265,000.00	JPMorgan	01/26/28	100.57	266,511.30	1,511.30	1,511.30	1.60	4.13
STATE STREET CORP (CALLABLE) DTD 02/28/2025 4.536% 02/28/2028	857477CU5	190,000.00	Goldmans	01/28/28	100.60	191,139.43	1,139.43	1,139.43	1.60	4.17
ABBVIE INC DTD 03/04/2026 3.775% 03/03/2028	00287YED7	90,000.00	BOFAML		99.18	89,260.83	(708.57)	(712.23)	1.67	4.26
COMMONWEALTH BK AUSTR NY DTD 03/14/2025 4.423% 03/14/2028	20271RAV2	250,000.00	HSBC		100.34	250,852.75	552.75	669.26	1.69	4.22



## Managed Account Fair Market Value & Analytics

For the Month Ending **May 31, 2026**

Dunlap CUSD #323 - Investment Account - 450555 - (40961950)

Security Type/Description Dated Date/Coupon/Maturity	CUSIP	Par	Broker	Next Call Date	Market Price	Market Value	Unreal G/L On Cost	Unreal G/L Amort Cost	Effective Duration	YTM at Mkt
<b>Corporate Note</b>										
SALESFORCE INC (CALLABLE) DTD 03/13/2026 4.500% 03/15/2028	79466LAO7	260,000.00	WellsFar	02/15/28	100.09	260,232.18	440.18	418.08	1.65	4.44
ADVANCED MICRO DEVICES (CALLABLE) DTD 03/24/2025 4.319% 03/24/2028	007903BJ5	115,000.00	JPMorgan	02/24/28	100.28	115,316.60	316.60	316.60	1.68	4.16
MORGAN STANLEY (CALLABLE) DTD 04/20/2022 4.210% 04/20/2028	61747YER2	125,000.00	JANE	04/20/27	99.87	124,843.25	1,350.75	815.26	0.86	4.83
CINTAS CORPORATION NO. 2 (CALLABLE) DTD 05/02/2025 4.200% 05/01/2028	17252MAR1	40,000.00	JANE	04/01/28	99.83	39,933.92	(76.08)	(72.58)	1.78	4.29
CINTAS CORPORATION NO. 2 (CALLABLE) DTD 05/02/2025 4.200% 05/01/2028	17252MAR1	90,000.00	MUFG	04/01/28	99.83	89,851.32	(33.48)	(73.43)	1.78	4.29
CITIGROUP INC (CALLABLE) DTD 05/07/2025 4.643% 05/07/2028	172967PZ8	225,000.00	Citigrou	05/07/27	100.23	225,514.80	514.80	514.80	0.90	4.59
CUMMINS INC (CALLABLE) DTD 05/09/2025 4.250% 05/09/2028	231021AY2	15,000.00	JPMorgan	04/09/28	100.02	15,003.00	13.50	9.93	1.80	4.24
CUMMINS INC (CALLABLE) DTD 05/09/2025 4.250% 05/09/2028	231021AY2	100,000.00	MorganSt	04/09/28	100.02	100,020.00	(33.00)	(14.63)	1.80	4.24
WESTPAC BANKING CORP NY DTD 05/14/2026 4.150% 05/11/2028	9612EVAA7	250,000.00	Citigrou		99.89	249,722.00	(123.00)	(126.87)	1.85	4.27
SERVICENOW INC DTD 05/15/2026 4.250% 05/15/2028	81762PAF9	25,000.00	Barclays		99.99	24,998.60	89.10	87.13	1.85	4.25
HSBC USA INC DTD 06/03/2025 4.650% 06/03/2028	40428HR95	200,000.00	UBSS		100.63	201,269.20	1,191.20	1,215.78	1.86	4.32
ANALOG DEVICES INC (CALLABLE) DTD 06/16/2025 4.250% 06/15/2028	032654BD6	165,000.00	BOFAML	05/15/28	99.97	164,945.72	123.92	69.10	1.86	4.27
CHEVRON USA INC (CALLABLE) DTD 08/13/2025 4.050% 08/13/2028	166756BH8	195,000.00	BOFAML	07/13/28	99.66	194,345.00	(639.40)	(643.62)	2.03	4.21
LOCKHEED MARTIN CORP (CALLABLE) DTD 07/28/2025 4.150% 08/15/2028	539830CK3	50,000.00	JPMorgan	07/15/28	99.85	49,926.20	(345.30)	(290.48)	2.03	4.22
LOCKHEED MARTIN CORP (CALLABLE) DTD 07/28/2025 4.150% 08/15/2028	539830CK3	115,000.00	MorganSt	07/15/28	99.85	114,830.26	(446.89)	(376.50)	2.03	4.22
CATERPILLAR FINL SERVICE DTD 08/15/2025 4.100% 08/15/2028	14913UBB5	125,000.00	BOFAML		99.85	124,816.00	(205.25)	(199.92)	2.07	4.17
HOME DEPOT INC (CALLABLE) DTD 09/15/2025 3.750% 09/15/2028	437076DH2	55,000.00	JPMorgan	08/15/28	99.17	54,542.07	(422.18)	(430.33)	2.13	4.13



**Managed Account Fair Market Value & Analytics**

For the Month Ending **May 31, 2026**

**Dunlap CUSD #323 - Investment Account - 450555 - (40961950)**

<b>Security Type/Description</b>	<b>CUSIP</b>	<b>Par</b>	<b>Broker</b>	<b>Next Call Date</b>	<b>Market Price</b>	<b>Market Value</b>	<b>Unreal G/L On Cost</b>	<b>Unreal G/L Amort Cost</b>	<b>Effective Duration</b>	<b>YTM at Mkt</b>
<b>Corporate Note</b>										
HOME DEPOT INC (CALLABLE) DTD 09/15/2025 3.750% 09/15/2028	437076DH2	65,000.00	GoldmanS	08/15/28	99.17	64,458.81	(455.39)	(474.99)	2.13	4.13
NOVARTIS CAPITAL CORP (CALLABLE) DTD 11/05/2025 3.900% 11/05/2028	66989HAX6	55,000.00	CIDLY	10/05/28	99.29	54,611.70	(391.60)	(390.99)	2.26	4.21
NOVARTIS CAPITAL CORP (CALLABLE) DTD 11/05/2025 3.900% 11/05/2028	66989HAX6	120,000.00	JPMorgan	10/05/28	99.29	119,152.80	(820.80)	(825.73)	2.26	4.21
PACCAR FINANCIAL CORP DTD 11/07/2025 4.000% 11/07/2028	69371RU20	50,000.00	MUFG		99.71	49,856.50	(115.50)	(120.54)	2.29	4.12
MORGAN STANLEY PVT BANK (CALLABLE) DTD 11/19/2025 4.204% 11/17/2028	61776NZU0	250,000.00	MorganSt	11/17/27	99.71	249,269.00	(731.00)	(731.00)	1.40	4.42
AMAZON.COM INC (CALLABLE) DTD 11/20/2025 3.900% 11/20/2028	023135CS3	220,000.00	JPMorgan	10/20/28	99.28	218,415.34	(1,536.26)	(1,544.64)	2.30	4.21
AUST & NZ BANKING GRP NY DTD 12/08/2025 3.919% 12/08/2028	05253JB83	250,000.00	MorganSt		99.20	248,001.25	(1,998.75)	(1,998.75)	2.33	4.26
NATIONAL AUSTRALIA BK/NY DTD 01/13/2026 3.850% 12/13/2028	632525CO2	250,000.00	MorganSt		99.09	247,728.25	(2,181.75)	(2,193.44)	2.36	4.23
GOLDMAN SACHS GROUP INC (CALLABLE) DTD 01/21/2026 4.148% 01/21/2029	38145GAP5	105,000.00	GoldmanS	01/21/28	99.31	104,271.41	(728.59)	(728.59)	1.57	4.50
PNC FINANCIAL SERVICES (CALLABLE) DTD 01/26/2026 4.075% 01/26/2029	693475CG8	120,000.00	PNCBank	01/26/28	99.42	119,308.32	(691.68)	(691.68)	1.60	4.37
TRUIST BANK (CALLABLE) DTD 01/27/2026 4.144% 01/27/2029	89788JAJ8	250,000.00	Suntrust	01/27/28	99.43	248,578.00	(1,422.00)	(1,422.00)	1.58	4.43
BANK OF NY MELLON CORP (CALLABLE) DTD 01/31/2023 4.543% 02/01/2029	06406RBN6	250,000.00	GoldmanS	02/01/28	100.33	250,833.00	(199.50)	(88.76)	1.57	4.51
PACCAR FINANCIAL CORP DTD 02/05/2026 3.900% 02/05/2029	69371RU38	135,000.00	JPMorgan		99.41	134,197.29	(746.01)	(752.06)	2.49	4.14
AMERICAN EXPRESS CO (CALLABLE) DTD 02/10/2026 4.009% 02/09/2029	025816EN5	115,000.00	MorganSt	02/09/28	99.30	114,199.95	(800.05)	(800.05)	1.62	4.36
NATIONAL RURAL UTIL COOP (CALLABLE) DTD 02/09/2026 4.050% 02/09/2029	63743HGE6	120,000.00	RBC Capi	01/09/29	99.10	118,919.76	(1,009.44)	(1,016.69)	2.47	4.41
CATERPILLAR FINL SERVICE DTD 02/24/2026 3.750% 02/23/2029	14913UBJ8	300,000.00	Barclays		98.67	296,016.60	(3,587.40)	(3,621.43)	2.54	4.27
ASTRAZENECA FINANCE LLC (CALLABLE) DTD 02/26/2024 4.850% 02/26/2029	04636NAL7	175,000.00	BOFAML	01/26/29	101.38	177,408.00	(847.00)	(630.38)	2.48	4.31



## Managed Account Fair Market Value & Analytics

For the Month Ending **May 31, 2026**

Dunlap CUSD #323 - Investment Account - 450555 - (40961950)

Security Type/Description Dated Date/Coupon/Maturity	CUSIP	Par	Broker	Next Call Date	Market Price	Market Value	Unreal G/L On Cost	Unreal G/L Amort Cost	Effective Duration	YTM at Mkt
<b>Corporate Note</b>										
JOHN DEERE CAPITAL CORP DTD 03/10/2026 3.900% 03/09/2029	24422EYK9	80,000.00	Citigrou		98.96	79,165.04	(727.76)	(735.51)	2.58	4.30
ABBOTT LABORATORIES (CALLABLE) DTD 03/09/2026 3.700% 03/09/2029	002824BR0	240,000.00	MorganSt	02/09/29	98.33	235,992.72	(3,702.48)	(3,724.88)	2.56	4.34
AMAZON.COM INC (CALLABLE) DTD 03/13/2026 4.000% 03/13/2029	023135DC7	195,000.00	JPMorgan	02/13/29	99.26	193,559.73	(1,418.82)	(1,420.43)	2.56	4.28
TOYOTA MOTOR CREDIT CORP DTD 03/13/2026 4.050% 03/13/2029	89236TPQ2	220,000.00	MUFG		99.19	218,217.78	(1,703.02)	(1,708.84)	2.58	4.36
NOVARTIS CAPITAL CORP (CALLABLE) DTD 03/18/2026 4.100% 03/16/2029	66989HBF4	100,000.00	JPMorgan	02/16/29	99.46	99,462.60	(420.40)	(428.05)	2.56	4.30
UBS AG STAMFORD CT (CALLABLE) DTD 03/16/2026 4.302% 03/16/2029	90261AAG7	250,000.00	MUFG	03/16/28	99.82	249,541.00	(496.50)	(493.11)	1.69	4.42
NATIONAL RURAL UTIL COOP (CALLABLE) DTD 05/11/2026 4.400% 05/11/2029	63743HGF3	80,000.00	MIZU	04/11/29	99.93	79,947.20	(35.20)	(35.53)	2.69	4.42
ELI LILLY & CO (CALLABLE) DTD 05/20/2026 4.150% 05/20/2029	532457DK1	75,000.00	Citigrou	04/20/29	99.84	74,879.47	(76.28)	(76.76)	2.73	4.21
WELLS FARGO & COMPANY (CALLABLE) DTD 05/20/2026 4.577% 05/20/2029	95000U4H3	150,000.00	WellsFar	05/20/28	99.95	149,930.55	(69.45)	(69.45)	1.89	4.55
<b>GOLDMAN SACHS BANK USA (CALLABLE) DTD 06/03/2026 4.656% 06/03/2029</b>	<b>38151LAJ9</b>	<b>200,000.00</b>	<b>JPMorgan</b>	<b>06/03/28</b>	<b>100.13</b>	<b>200,254.60</b>	<b>168.60</b>	<b>168.60</b>	<b>1.91</b>	<b>4.52</b>
<b>NATIONAL AUSTRALIA BK/NY DTD 06/04/2026 4.434% 06/04/2029</b>	<b>632525CT6</b>	<b>250,000.00</b>	<b>BOFAML</b>		<b>100.11</b>	<b>250,282.25</b>	<b>282.25</b>	<b>282.25</b>	<b>2.78</b>	<b>4.39</b>
<b>Security Type Sub-Total</b>		<b>10,260,000.00</b>				<b>10,254,055.39</b>	<b>(11,801.91)</b>	<b>(9,872.13)</b>	<b>1.74</b>	<b>4.29</b>
<b>Bank Note</b>										
TRUIST BANK (CALLABLE) DTD 07/24/2025 4.420% 07/24/2028	89788JAF6	250,000.00	Suntrust	07/24/27	99.94	249,848.50	(151.50)	(151.50)	1.09	4.44
<b>Security Type Sub-Total</b>		<b>250,000.00</b>				<b>249,848.50</b>	<b>(151.50)</b>	<b>(151.50)</b>	<b>1.09</b>	<b>4.44</b>



**Managed Account Fair Market Value & Analytics**

For the Month Ending **May 31, 2026**

Dunlap CUSD #323 - Investment Account - 450555 - (40961950)

<b>Security Type/Description</b>	<b>CUSIP</b>	<b>Par</b>	<b>Broker</b>	<b>Next Call Date</b>	<b>Market Price</b>	<b>Market Value</b>	<b>Unreal G/L On Cost</b>	<b>Unreal G/L Amort Cost</b>	<b>Effective Duration</b>	<b>YTM at Mkt</b>
<b>Managed Account Sub-Total</b>		<b>33,906,890.98</b>				<b>33,727,513.80</b>	<b>1,983.50</b>	<b>(103,486.27)</b>	<b>1.81</b>	<b>4.12</b>
<b>Local Government Investment Pool</b>										
Illinois Portfolio, IIIT Class		161,231.52			1.00	161,231.52	0.00	0.00	0.00	
<b>Liquid Sub-Total</b>		<b>161,231.52</b>				<b>161,231.52</b>	<b>0.00</b>	<b>0.00</b>	<b>0.00</b>	
<b>Securities Sub-Total</b>		<b>\$34,068,122.50</b>				<b>\$33,888,745.32</b>	<b>\$1,983.50</b>	<b>(\$103,486.27)</b>	<b>1.81</b>	<b>4.12%</b>
<b>Accrued Interest</b>						<b>\$275,802.04</b>				
<b>Total Investments</b>						<b>\$34,164,547.36</b>				

Bolded items are forward settling trades.



## Managed Account Security Transactions & Interest

For the Month Ending **May 31, 2026**

Dunlap CUSD #323 - Investment Account - 450555 - (40961950)

Transaction Type		Security Description	CUSIP	Par	Principal Proceeds	Accrued Interest	Total	Realized G/L Cost	Realized G/L Amort Cost	Sale Method
Trade	Settle									
<b>BUY</b>										
04/30/26	05/11/26	NATIONAL RURAL UTIL COOP (CALLABLE) DTD 05/11/2026 4.400% 05/11/2029	63743HGF3	80,000.00	(79,982.40)	0.00	(79,982.40)			
05/04/26	05/05/26	US TREASURY N/B DTD 04/15/2026 3.875% 04/15/2029	91282COJ3	850,000.00	(847,011.72)	(1,799.86)	(848,811.58)			
05/06/26	05/14/26	WESTPAC BANKING CORP NY DTD 05/14/2026 4.150% 05/11/2028	9612EVAA7	250,000.00	(249,845.00)	0.00	(249,845.00)			
05/06/26	05/20/26	ELI LILLY & CO (CALLABLE) DTD 05/20/2026 4.150% 05/20/2029	532457DK1	75,000.00	(74,955.75)	0.00	(74,955.75)			
05/12/26	05/15/26	SERVICENOW INC DTD 05/15/2026 4.250% 05/15/2028	81762PAF9	25,000.00	(24,909.50)	0.00	(24,909.50)			
05/13/26	05/20/26	WELLS FARGO & COMPANY (CALLABLE) DTD 05/20/2026 4.577% 05/20/2029	95000U4H3	150,000.00	(150,000.00)	0.00	(150,000.00)			
05/19/26	05/21/26	US TREASURY N/B DTD 04/15/2026 3.875% 04/15/2029	91282COJ3	525,000.00	(520,324.22)	(2,001.02)	(522,325.24)			
<b>05/28/26</b>	<b>06/03/26</b>	<b>GOLDMAN SACHS BANK USA (CALLABLE) DTD 06/03/2026 4.656% 06/03/2029</b>	<b>38151LAJ9</b>	<b>200,000.00</b>	<b>(200,086.00)</b>	<b>0.00</b>	<b>(200,086.00)</b>			
<b>05/28/26</b>	<b>06/04/26</b>	<b>NATIONAL AUSTRALIA BK/NY DTD 06/04/2026 4.434% 06/04/2029</b>	<b>632525CT6</b>	<b>250,000.00</b>	<b>(250,000.00)</b>	<b>0.00</b>	<b>(250,000.00)</b>			
<b>Transaction Type Sub-Total</b>				<b>2,405,000.00</b>	<b>(2,397,114.59)</b>	<b>(3,800.88)</b>	<b>(2,400,915.47)</b>			
<b>INTEREST</b>										
05/01/26	05/01/26	NYC TRANSITIONAL-I-2 DTD 05/29/2025 4.487% 05/01/2028	64972JUH9		0.00	1,794.80	1,794.80			
05/01/26	05/01/26	CINTAS CORPORATION NO. 2 (CALLABLE) DTD 05/02/2025 4.200% 05/01/2028	17252MAR1		0.00	2,730.00	2,730.00			
05/01/26	05/15/26	FG J32374 DTD 07/01/2015 2.500% 11/01/2028	31307NT79		0.00	60.79	60.79			



**Managed Account Security Transactions & Interest**

For the Month Ending **May 31, 2026**

Dunlap CUSD #323 - Investment Account - 450555 - (40961950)

Transaction Type		Security Description	CUSIP	Par	Principal Proceeds	Accrued Interest	Total	Realized G/L Cost	Realized G/L Amort Cost	Sale Method
Trade	Settle									
<b>INTEREST</b>										
05/01/26	05/15/26	FHR 5050 XL DTD 11/01/2020 1.000% 07/01/2036	3137F7TC9		0.00	31.65	31.65			
05/01/26	05/25/26	FNA 2016-M12 A2 DTD 11/01/2016 2.434% 09/01/2026	3136AUKX8		0.00	259.12	259.12			
05/01/26	05/25/26	FR SB0364 DTD 06/01/2020 3.500% 06/01/2035	3132CWMM3		0.00	131.21	131.21			
05/01/26	05/25/26	FHMS K058 A1 DTD 11/01/2016 2.340% 07/01/2026	3137BSP64		0.00	20.29	20.29			
05/01/26	05/25/26	FHMS K059 A2 DTD 11/01/2016 3.120% 09/01/2026	3137BSRE5		0.00	369.86	369.86			
05/01/26	05/25/26	FN BM4614 DTD 10/01/2018 3.000% 03/01/2033	3140J9DU2		0.00	97.13	97.13			
05/01/26	05/25/26	FN FM0047 DTD 01/01/2020 3.000% 12/01/2034	3140X3BR8		0.00	124.53	124.53			
05/01/26	05/25/26	FHMS K062 A2 DTD 02/01/2017 3.413% 12/01/2026	3137BUX60		0.00	953.52	953.52			
05/01/26	05/25/26	FHMS K077 A2 DTD 06/01/2018 3.850% 05/01/2028	3137FG6X8		0.00	561.46	561.46			
05/01/26	05/25/26	FHMS K082 A1 DTD 10/01/2018 3.920% 05/01/2028	3137FJKD0		0.00	191.44	191.44			
05/01/26	05/25/26	FHMS K073 A1 DTD 02/01/2018 3.350% 09/01/2028	3137FETM2		0.00	30.03	30.03			
05/01/26	05/25/26	FHMS K739 A2 DTD 11/01/2020 1.336% 09/01/2027	3137F64P9		0.00	380.07	380.07			
05/01/26	05/25/26	FHMS K057 A2 DTD 09/01/2016 2.570% 07/01/2026	3137BROJ7		0.00	450.16	450.16			
05/01/26	05/25/26	FHMS K075 A2 DTD 04/01/2018 3.650% 02/01/2028	3137F4X72		0.00	514.17	514.17			
05/01/26	05/25/26	FN FM5616 DTD 01/01/2021 3.000% 12/01/2034	3140X9G25		0.00	134.23	134.23			
05/01/26	05/25/26	FHMS K076 A2 DTD 05/01/2018 3.900% 04/01/2028	3137FEZU7		0.00	568.75	568.75			
05/01/26	05/25/26	FHMS K065 A2 DTD 07/01/2017 3.243% 04/01/2027	3137F1G44		0.00	432.40	432.40			



**Managed Account Security Transactions & Interest**

For the Month Ending **May 31, 2026**

Dunlap CUSD #323 - Investment Account - 450555 - (40961950)

Transaction Type		Security Description	CUSIP	Par	Principal Proceeds	Accrued Interest	Total	Realized G/L Cost	Realized G/L Amort Cost	Sale Method
Trade	Settle									
<b>INTEREST</b>										
05/01/26	05/25/26	FHMS K058 A2 DTD 11/01/2016 2.653% 08/01/2026	3137BSP72		0.00	663.25	663.25			
05/01/26	05/25/26	FHMS K736 A2 DTD 09/01/2019 2.282% 07/01/2026	3137FNWX4		0.00	208.00	208.00			
05/01/26	05/25/26	FHMS K069 A2 DTD 11/01/2017 3.187% 09/01/2027	3137FBU79		0.00	422.48	422.48			
05/01/26	05/25/26	FHMS K092 A1 DTD 05/01/2019 3.125% 10/01/2028	3137FLYU2		0.00	200.83	200.83			
05/01/26	05/25/26	FHMS K072 A1 DTD 01/01/2018 3.252% 11/01/2027	3137FEBP4		0.00	51.60	51.60			
05/01/26	05/25/26	FHMS K067 A2 DTD 09/01/2017 3.194% 07/01/2027	3137FAWS3		0.00	439.18	439.18			
05/01/26	05/25/26	FHMS K068 A2 DTD 10/01/2017 3.244% 08/01/2027	3137FBBX3		0.00	446.05	446.05			
05/01/26	05/25/26	FHMS K078 A2 DTD 07/01/2018 3.854% 06/01/2028	3137FGR31		0.00	562.04	562.04			
05/01/26	05/25/26	FNA 2024-M6 A2 DTD 11/01/2024 2.900% 07/01/2027	3136BTGM9		0.00	586.58	586.58			
05/05/26	05/05/26	NOVARTIS CAPITAL CORP (CALLABLE) DTD 11/05/2025 3.900% 11/05/2028	66989HAX6		0.00	3,412.50	3,412.50			
05/06/26	05/06/26	NATIONAL RURAL UTIL COOP (CALLABLE) DTD 05/10/2024 5.100% 05/06/2027	63743HFR8		0.00	2,550.00	2,550.00			
05/07/26	05/07/26	CITIGROUP INC (CALLABLE) DTD 05/07/2025 4.643% 05/07/2028	172967PZ8		0.00	5,223.38	5,223.38			
05/07/26	05/07/26	PACCAR FINANCIAL CORP DTD 11/07/2025 4.000% 11/07/2028	69371RU20		0.00	1,000.00	1,000.00			
05/09/26	05/09/26	CUMMINS INC (CALLABLE) DTD 05/09/2025 4.250% 05/09/2028	231021AY2		0.00	2,443.75	2,443.75			
05/15/26	05/15/26	US TREASURY N/B DTD 11/17/2025 3.500% 11/15/2028	91282CPK1		0.00	23,625.00	23,625.00			
05/15/26	05/15/26	PFIZER INC DTD 11/21/2025 3.875% 11/15/2027	717081FJ7		0.00	1,685.63	1,685.63			



**Managed Account Security Transactions & Interest**

For the Month Ending **May 31, 2026**

Dunlap CUSD #323 - Investment Account - 450555 - (40961950)

Transaction Type		Security Description	CUSIP	Par	Principal Proceeds	Accrued Interest	Total	Realized G/L Cost	Realized G/L Amort Cost	Sale Method
Trade	Settle									
<b>INTEREST</b>										
05/15/26	05/15/26	US TREASURY N/B DTD 05/15/2025 3.750% 05/15/2028	91282CND9		0.00	43,593.75	43,593.75			
05/15/26	05/15/26	US TREASURY N/B DTD 11/15/2024 4.125% 11/15/2027	91282CLX7		0.00	33,515.63	33,515.63			
05/17/26	05/17/26	BP CAP MARKETS AMERICA (CALLABLE) DTD 05/17/2024 5.017% 11/17/2027	10373OBY5		0.00	3,762.75	3,762.75			
05/17/26	05/17/26	MORGAN STANLEY PVT BANK (CALLABLE) DTD 11/19/2025 4.204% 11/17/2028	61776NZU0		0.00	5,196.61	5,196.61			
05/20/26	05/20/26	AMAZON.COM INC (CALLABLE) DTD 11/20/2025 3.900% 11/20/2028	023135CS3		0.00	4,290.00	4,290.00			
<b>Transaction Type Sub-Total</b>					<b>0.00</b>	<b>143,714.62</b>	<b>143,714.62</b>			
<b>PAYDOWNS</b>										
05/01/26	05/15/26	FHR 5050 XL DTD 11/01/2020 1.000% 07/01/2036	3137F7TC9	1,040.78	1,040.78	0.00	1,040.78	24.72	17.48	
05/01/26	05/15/26	FG J32374 DTD 07/01/2015 2.500% 11/01/2028	31307NT79	1,724.68	1,724.68	0.00	1,724.68	(30.18)	(11.36)	
05/01/26	05/25/26	FHMS K059 A2 DTD 11/01/2016 3.120% 09/01/2026	3137BSRE5	522.82	522.82	0.00	522.82	27.64	4.28	
05/01/26	05/25/26	FHMS K057 A2 DTD 09/01/2016 2.570% 07/01/2026	3137BRQJ7	6,239.91	6,239.91	0.00	6,239.91	306.63	22.56	
05/01/26	05/25/26	FHMS K073 A1 DTD 02/01/2018 3.350% 09/01/2028	3137FETM2	2,829.41	2,829.41	0.00	2,829.41	85.10	35.32	
05/01/26	05/25/26	FHMS K075 A2 DTD 04/01/2018 3.650% 02/01/2028	3137F4X72	264.95	264.95	0.00	264.95	4.63	2.92	
05/01/26	05/25/26	FR SB0364 DTD 06/01/2020 3.500% 06/01/2035	3132CWMM3	1,083.99	1,083.99	0.00	1,083.99	(84.01)	(54.91)	
05/01/26	05/25/26	FN FM0047 DTD 01/01/2020 3.000% 12/01/2034	3140X3BR8	933.20	933.20	0.00	933.20	(59.05)	(37.78)	
05/01/26	05/25/26	FHMS K072 A1 DTD 01/01/2018 3.252% 11/01/2027	3137FEBP4	2,062.31	2,062.31	0.00	2,062.31	7.73	2.28	



**Managed Account Security Transactions & Interest**

For the Month Ending **May 31, 2026**

Dunlap CUSD #323 - Investment Account - 450555 - (40961950)

Transaction Type	Trade	Settle	Security Description	CUSIP	Par	Principal Proceeds	Accrued Interest	Total	Realized G/L Cost	Realized G/L Amort Cost	Sale Method
<b>PAYDOWNS</b>											
	05/01/26	05/25/26	FHMS K058 A1 DTD 11/01/2016 2.340% 07/01/2026	3137BSP64	10,404.70	10,404.72	0.00	10,404.72	533.26	42.92	
	05/01/26	05/25/26	FNA 2016-M12 A2 DTD 11/01/2016 2.434% 09/01/2026	3136AUKX8	8,634.00	8,634.00	0.00	8,634.00	578.07	92.47	
	05/01/26	05/25/26	FHMS K069 A2 DTD 11/01/2017 3.187% 09/01/2027	3137FBU79	297.25	297.25	0.00	297.25	14.37	6.49	
	05/01/26	05/25/26	FHMS K057 A2 DTD 09/01/2016 2.570% 07/01/2026	3137BRQJ7	6,239.91	6,239.91	0.00	6,239.91	437.28	30.16	
	05/01/26	05/25/26	FHMS K082 A1 DTD 10/01/2018 3.920% 05/01/2028	3137FJKD0	3,538.44	3,538.44	0.00	3,538.44	115.55	50.45	
	05/01/26	05/25/26	FHMS K739 A2 DTD 11/01/2020 1.336% 09/01/2027	3137F64P9	385.65	385.65	0.00	385.65	29.60	14.86	
	05/01/26	05/25/26	FHMS K062 A2 DTD 02/01/2017 3.413% 12/01/2026	3137BUX60	372.88	372.88	0.00	372.88	16.97	3.57	
	05/01/26	05/25/26	FHMS K092 A1 DTD 05/01/2019 3.125% 10/01/2028	3137FLYU2	2,621.85	2,621.85	0.00	2,621.85	154.75	82.87	
	05/01/26	05/25/26	FNA 2024-M6 A2 DTD 11/01/2024 2.900% 07/01/2027	3136BTGM9	15,624.03	15,624.03	0.00	15,624.03	546.84	268.39	
	05/01/26	05/25/26	FN BM4614 DTD 10/01/2018 3.000% 03/01/2033	3140J9DU2	931.02	931.02	0.00	931.02	(61.10)	(36.33)	
	05/01/26	05/25/26	FHMS K058 A2 DTD 11/01/2016 2.653% 08/01/2026	3137BSP72	22,982.62	22,982.62	0.00	22,982.62	967.78	90.95	
	05/01/26	05/25/26	FN FM5616 DTD 01/01/2021 3.000% 12/01/2034	3140X9G25	774.66	774.66	0.00	774.66	(44.66)	(29.13)	
	05/01/26	05/25/26	FHMS K736 A2 DTD 09/01/2019 2.282% 07/01/2026	3137FNWX4	28,909.50	28,909.50	0.00	28,909.50	2,085.77	174.51	
	05/01/26	05/25/26	FHMS K062 A2 DTD 02/01/2017 3.413% 12/01/2026	3137BUX60	395.47	395.47	0.00	395.47	18.92	3.94	
<b>Transaction Type Sub-Total</b>					<b>118,814.03</b>	<b>118,814.05</b>	<b>0.00</b>	<b>118,814.05</b>	<b>5,676.61</b>	<b>776.91</b>	
<b>SELL</b>											
	05/04/26	05/05/26	US TREASURY N/B DTD 06/17/2024 4.625% 06/15/2027	91282CKV2	175,000.00	176,435.55	3,135.22	179,570.77	1,278.32	1,373.84	FIFO



## Managed Account Security Transactions & Interest

For the Month Ending **May 31, 2026**

Dunlap CUSD #323 - Investment Account - 450555 - (40961950)

Transaction Type		Security Description	CUSIP	Par	Principal Proceeds	Accrued Interest	Total	Realized G/L Cost	Realized G/L Amort Cost	Sale Method
Trade	Settle									
<b>SELL</b>										
05/04/26	05/05/26	US TREASURY N/B DTD 07/15/2024 4.375% 07/15/2027	91282CKZ3	350,000.00	351,927.73	4,652.97	356,580.70	(2,406.25)	107.31	FIFO
05/04/26	05/05/26	PACCAR FINANCIAL CORP DTD 05/13/2024 5.000% 05/13/2027	69371RT22	75,000.00	75,759.00	1,791.67	77,550.67	816.75	779.59	FIFO
05/04/26	05/05/26	FHMS K059 A2 DTD 11/01/2016 3.120% 09/01/2026	3137BSRE5	141,729.74	141,026.63	49.13	141,075.76	6,787.53	425.16	FIFO
05/06/26	05/13/26	US TREASURY N/B DTD 08/15/2024 3.750% 08/15/2027	91282CLG4	250,000.00	249,707.03	2,253.11	251,960.14	(429.69)	(353.28)	FIFO
05/13/26	05/14/26	CISCO SYSTEMS INC (CALLABLE) DTD 02/26/2024 4.800% 02/26/2027	17275RBO4	185,000.00	185,969.40	1,924.00	187,893.40	1,209.90	1,035.33	FIFO
05/19/26	05/21/26	UNITEDHEALTH GROUP INC (CALLABLE) DTD 03/21/2024 4.600% 04/15/2027	91324PEY4	125,000.00	125,521.25	575.00	126,096.25	2,083.75	1,014.93	FIFO
05/19/26	05/21/26	HOME DEPOT INC (CALLABLE) DTD 06/25/2024 4.875% 06/25/2027	437076DB5	65,000.00	65,518.05	1,285.10	66,803.15	733.20	600.13	FIFO
05/19/26	05/21/26	US TREASURY N/B DTD 08/15/2024 3.750% 08/15/2027	91282CLG4	300,000.00	299,109.38	2,952.35	302,061.73	(1,054.68)	(961.75)	FIFO
<b>05/28/26</b>	<b>06/01/26</b>	<b>STATE STREET CORP (CALLABLE) DTD 03/18/2024 4.993% 03/18/2027</b>	<b>857477CL5</b>	<b>90,000.00</b>	<b>90,565.20</b>	<b>911.22</b>	<b>91,476.42</b>	<b>565.20</b>	<b>565.20</b>	<b>FIFO</b>
<b>05/28/26</b>	<b>06/01/26</b>	<b>NATIONAL AUSTRALIA BK/NY DTD 06/11/2024 5.087% 06/11/2027</b>	<b>63253QAJ3</b>	<b>250,000.00</b>	<b>252,712.50</b>	<b>6,005.49</b>	<b>258,717.99</b>	<b>2,417.50</b>	<b>2,606.41</b>	<b>FIFO</b>
<b>05/28/26</b>	<b>06/01/26</b>	<b>STATE STREET CORP (CALLABLE) DTD 03/18/2024 4.993% 03/18/2027</b>	<b>857477CL5</b>	<b>35,000.00</b>	<b>35,219.80</b>	<b>354.37</b>	<b>35,574.17</b>	<b>231.35</b>	<b>223.01</b>	<b>FIFO</b>
<b>Transaction Type Sub-Total</b>				<b>2,041,729.74</b>	<b>2,049,471.52</b>	<b>25,889.63</b>	<b>2,075,361.15</b>	<b>12,232.88</b>	<b>7,415.88</b>	
<b>Managed Account Sub-Total</b>					<b>(228,829.02)</b>	<b>165,803.37</b>	<b>(63,025.65)</b>	<b>17,909.49</b>	<b>8,192.79</b>	
<b>Total Security Transactions</b>					<b>(228,829.02)</b>	<b>165,803.37</b>	<b>(63,025.65)</b>	<b>17,909.49</b>	<b>8,192.79</b>	

Bolded items are forward settling trades.



## Account Statement

For the Month Ending **May 31, 2026**

**Dunlap CUSD #323 - Investment Account - 450555**

Trade Date	Settlement Date	Transaction Description	Share or Unit Price	Dollar Amount of Transaction	Total Shares Owned
<b>Illinois Portfolio, IIIT Class</b>					
<b>Opening Balance</b>					<b>161,637.49</b>
05/01/26	05/01/26	Purchase - Interest 17252MAR1	1.00	2,730.00	164,367.49
05/01/26	05/01/26	Purchase - Interest 64972JUH9	1.00	1,794.80	166,162.29
05/05/26	05/05/26	Purchase - Interest 66989HAX6	1.00	3,412.50	169,574.79
05/05/26	05/05/26	Purchase - Interest 3137BSRE5	1.00	49.31	169,624.10
05/05/26	05/05/26	Purchase - Principal 3137BSRE5	1.00	141,546.86	311,170.96
05/05/26	05/05/26	Purchase - Principal 69371RT22	1.00	75,759.00	386,929.96
05/05/26	05/05/26	Purchase - Interest 69371RT22	1.00	1,791.67	388,721.63
05/05/26	05/05/26	Purchase - Principal 91282CKV2	1.00	176,435.55	565,157.18
05/05/26	05/05/26	Purchase - Interest 91282CKV2	1.00	3,135.22	568,292.40
05/05/26	05/05/26	Purchase - Interest 91282CKZ3	1.00	4,652.97	572,945.37
05/05/26	05/05/26	Purchase - Principal 91282CKZ3	1.00	351,927.73	924,873.10
05/05/26	05/05/26	Redemption - Interest 91282CQJ3	1.00	(1,799.86)	923,073.24
05/05/26	05/05/26	Redemption - Principal 91282CQJ3	1.00	(847,011.72)	76,061.52
05/06/26	05/06/26	Purchase - Interest 63743HFR8	1.00	2,550.00	78,611.52
05/07/26	05/07/26	Purchase - Interest 172967PZ8	1.00	5,223.38	83,834.90
05/07/26	05/07/26	Purchase - Interest 69371RU20	1.00	1,000.00	84,834.90
05/11/26	05/11/26	Purchase - Interest 231021AY2	1.00	2,443.75	87,278.65
05/11/26	05/11/26	Redemption - Principal 63743HGF3	1.00	(79,982.40)	7,296.25
05/13/26	05/13/26	Purchase - Interest 91282CLG4	1.00	2,253.11	9,549.36
05/13/26	05/13/26	Purchase - Principal 91282CLG4	1.00	249,707.03	259,256.39
05/14/26	05/14/26	Purchase - Interest 17275RBQ4	1.00	1,924.00	261,180.39



## Account Statement

For the Month Ending **May 31, 2026**

**Dunlap CUSD #323 - Investment Account - 450555**

Trade Date	Settlement Date	Transaction Description	Share or Unit Price	Dollar Amount of Transaction	Total Shares Owned
<b>Illinois Portfolio, IIIT Class</b>					
05/14/26	05/14/26	Purchase - Principal 17275RBQ4	1.00	185,969.40	447,149.79
05/14/26	05/14/26	Redemption - Principal 9612EVAA7	1.00	(249,845.00)	197,304.79
05/15/26	05/15/26	Purchase - Interest 717081FJ7	1.00	1,685.63	198,990.42
05/15/26	05/15/26	Purchase - Interest 91282CLX7	1.00	33,515.63	232,506.05
05/15/26	05/15/26	Purchase - Interest 91282CND9	1.00	43,593.75	276,099.80
05/15/26	05/15/26	Purchase - Interest 91282CPK1	1.00	23,625.00	299,724.80
05/15/26	05/15/26	Purchase - Interest 31307NT79	1.00	60.79	299,785.59
05/15/26	05/15/26	Purchase - Interest 3137F7TC9	1.00	31.65	299,817.24
05/15/26	05/15/26	Purchase - Principal 31307NT79	1.00	1,724.68	301,541.92
05/15/26	05/15/26	Purchase - Principal 3137F7TC9	1.00	1,040.78	302,582.70
05/15/26	05/15/26	Redemption - Principal 81762PAF9	1.00	(24,909.50)	277,673.20
05/18/26	05/18/26	Purchase - Interest 10373QBY5	1.00	3,762.75	281,435.95
05/18/26	05/18/26	Purchase - Interest 61776NZU0	1.00	5,196.61	286,632.56
05/20/26	05/20/26	Purchase - Interest 023135CS3	1.00	4,290.00	290,922.56
05/20/26	05/20/26	Redemption - Principal 532457DK1	1.00	(74,955.75)	215,966.81
05/20/26	05/20/26	Redemption - Principal 95000U4H3	1.00	(150,000.00)	65,966.81
05/21/26	05/21/26	Purchase - Interest 437076DB5	1.00	1,285.10	67,251.91
05/21/26	05/21/26	Purchase - Principal 437076DB5	1.00	65,518.05	132,769.96
05/21/26	05/21/26	Purchase - Interest 91282CLG4	1.00	2,952.35	135,722.31
05/21/26	05/21/26	Purchase - Principal 91282CLG4	1.00	299,109.38	434,831.69
05/21/26	05/21/26	Purchase - Interest 91324PEY4	1.00	575.00	435,406.69
05/21/26	05/21/26	Purchase - Principal 91324PEY4	1.00	125,521.25	560,927.94



## Account Statement

For the Month Ending **May 31, 2026**

**Dunlap CUSD #323 - Investment Account - 450555**

Trade Date	Settlement Date	Transaction Description	Share or Unit Price	Dollar Amount of Transaction	Total Shares Owned
<b>Illinois Portfolio, IIIT Class</b>					
05/21/26	05/21/26	Redemption - Interest 91282CQJ3	1.00	(2,001.02)	558,926.92
05/21/26	05/21/26	Redemption - Principal 91282CQJ3	1.00	(520,324.22)	38,602.70
05/26/26	05/26/26	Purchase - Interest 3137BRQJ7	1.00	450.16	39,052.86
05/26/26	05/26/26	Purchase - Interest 3132CWMM3	1.00	131.21	39,184.07
05/26/26	05/26/26	Purchase - Interest 3136AUKX8	1.00	259.12	39,443.19
05/26/26	05/26/26	Purchase - Interest 3136BTGM9	1.00	586.58	40,029.77
05/26/26	05/26/26	Purchase - Interest 3137F1G44	1.00	432.40	40,462.17
05/26/26	05/26/26	Purchase - Interest 3137F4X72	1.00	514.17	40,976.34
05/26/26	05/26/26	Purchase - Interest 3137F64P9	1.00	380.07	41,356.41
05/26/26	05/26/26	Purchase - Interest 3137FAWS3	1.00	439.18	41,795.59
05/26/26	05/26/26	Purchase - Interest 3137FBBX3	1.00	446.05	42,241.64
05/26/26	05/26/26	Purchase - Interest 3137FBU79	1.00	422.48	42,664.12
05/26/26	05/26/26	Purchase - Interest 3137FEBP4	1.00	51.60	42,715.72
05/26/26	05/26/26	Purchase - Interest 3137FEZU7	1.00	568.75	43,284.47
05/26/26	05/26/26	Purchase - Interest 3137FG6X8	1.00	561.46	43,845.93
05/26/26	05/26/26	Purchase - Interest 3137FGR31	1.00	562.04	44,407.97
05/26/26	05/26/26	Purchase - Interest 3137FJKD0	1.00	191.44	44,599.41
05/26/26	05/26/26	Purchase - Interest 3137FLYU2	1.00	200.83	44,800.24
05/26/26	05/26/26	Purchase - Interest 3137FNWX4	1.00	208.00	45,008.24
05/26/26	05/26/26	Purchase - Interest 3140J9DU2	1.00	97.13	45,105.37
05/26/26	05/26/26	Purchase - Interest 3140X3BR8	1.00	124.53	45,229.90
05/26/26	05/26/26	Purchase - Interest 3140X9G25	1.00	134.23	45,364.13



## Account Statement

For the Month Ending **May 31, 2026**

**Dunlap CUSD #323 - Investment Account - 450555**

Trade Date	Settlement Date	Transaction Description	Share or Unit Price	Dollar Amount of Transaction	Total Shares Owned
<b>Illinois Portfolio, IIIT Class</b>					
05/26/26	05/26/26	Purchase - Interest 3137BSP64	1.00	20.29	45,384.42
05/26/26	05/26/26	Purchase - Interest 3137BSP72	1.00	663.25	46,047.67
05/26/26	05/26/26	Purchase - Interest 3137BSRE5	1.00	369.86	46,417.53
05/26/26	05/26/26	Purchase - Interest 3137BUX60	1.00	953.52	47,371.05
05/26/26	05/26/26	Purchase - Interest 3137FETM2	1.00	30.03	47,401.08
05/26/26	05/26/26	Purchase - Principal 3137FETM2	1.00	2,829.41	50,230.49
05/26/26	05/26/26	Purchase - Principal 3137BUX60	1.00	372.88	50,603.37
05/26/26	05/26/26	Purchase - Principal 3137BSRE5	1.00	522.82	51,126.19
05/26/26	05/26/26	Purchase - Principal 3137BUX60	1.00	395.47	51,521.66
05/26/26	05/26/26	Purchase - Correction to Principal 3136BTGM9 from 05/01/2026	1.00	15,624.03	67,145.69
05/26/26	05/26/26	Purchase - Principal 3137F4X72	1.00	264.95	67,410.64
05/26/26	05/26/26	Purchase - Principal 3137FLYU2	1.00	2,621.85	70,032.49
05/26/26	05/26/26	Purchase - Principal 3137FNWX4	1.00	28,909.50	98,941.99
05/26/26	05/26/26	Purchase - Principal 3137F64P9	1.00	385.65	99,327.64
05/26/26	05/26/26	Purchase - Principal 3137BSP72	1.00	22,982.62	122,310.26
05/26/26	05/26/26	Purchase - Principal 3137FJKD0	1.00	3,538.44	125,848.70
05/26/26	05/26/26	Purchase - Principal 3137BSP64	1.00	10,404.72	136,253.42
05/26/26	05/26/26	Purchase - Principal 3137FEBP4	1.00	2,062.31	138,315.73
05/26/26	05/26/26	Purchase - Principal 3137BRQJ7	1.00	6,239.91	144,555.64
05/26/26	05/26/26	Purchase - Principal 3137BRQJ7	1.00	6,239.91	150,795.55
05/26/26	05/26/26	Purchase - Principal 3132CWMM3	1.00	1,083.99	151,879.54
05/26/26	05/26/26	Purchase - Principal 3140J9DU2	1.00	931.02	152,810.56



## Account Statement

For the Month Ending **May 31, 2026**

Dunlap CUSD #323 - Investment Account - 450555

Trade Date	Settlement Date	Transaction Description	Share or Unit Price	Dollar Amount of Transaction	Total Shares Owned
<b>Illinois Portfolio, IIIT Class</b>					
05/26/26	05/26/26	Purchase - Principal 3140X3BR8	1.00	933.20	153,743.76
05/26/26	05/26/26	Purchase - Principal 3140X9G25	1.00	774.66	154,518.42
05/26/26	05/26/26	Purchase - Principal 3136AUKX8	1.00	8,634.00	163,152.42
05/26/26	05/26/26	Purchase - Principal 3136BTGM9	1.00	15,624.04	178,776.46
05/26/26	05/26/26	Redemption - Reversal of Principal 3136BTGM9 from 05/01/2026	1.00	(15,624.04)	163,152.42
05/28/26	05/28/26	Purchase-Principal 3137FBU79	1.00	297.25	163,449.67
05/29/26	05/29/26	Paydown adjustment for cusip 3137FBU79	1.00	0.03	163,449.70
05/29/26	05/29/26	IP Fees April 2026	1.00	(2,642.73)	160,806.97
05/29/26	06/01/26	Accrual Income Div Reinvestment - Distributions	1.00	424.55	161,231.52
<b>Closing Balance</b>					<b>161,231.52</b>

	Month of May	Fiscal YTD July-May		
<b>Opening Balance</b>	161,637.49	32,935.63	<b>Closing Balance</b>	161,231.52
<b>Purchases</b>	1,968,690.27	17,859,597.54	<b>Average Monthly Balance</b>	137,694.50
<b>Redemptions (Excl. Checks)</b>	(1,969,096.24)	(17,731,301.65)	<b>Monthly Distribution Yield</b>	3.63%
<b>Check Disbursements</b>	0.00	0.00		
<b>Closing Balance</b>	<b>161,231.52</b>	<b>161,231.52</b>		
<b>Cash Dividends and Income</b>	424.55	3,739.89		



## Account Statement - Transaction Summary

For the Month Ending **May 31, 2026**

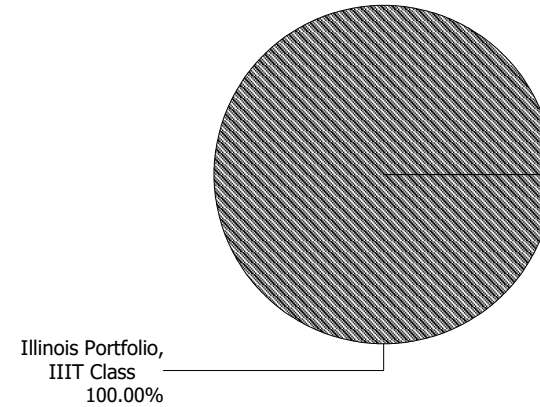
Dunlap CUSD #323 - Short Term Account - 450564

Illinois Portfolio, IIIT Class	
Opening Market Value	998,581.51
Purchases	3,077.84
Redemptions	0.00
Unsettled Trades	0.00
Change in Value	0.00
<b>Closing Market Value</b>	<b>\$1,001,659.35</b>
Cash Dividends and Income	3,077.84

Asset Summary		
	May 31, 2026	April 30, 2026
<b>Illinois Portfolio, IIIT Class</b>	1,001,659.35	998,581.51
<b>Total</b>	<b>\$1,001,659.35</b>	<b>\$998,581.51</b>

Asset Allocation	
Illinois Portfolio, IIIT Class	100.00%





**Account Statement**

For the Month Ending **May 31, 2026**

Dunlap CUSD #323 - Short Term Account - 450564

Trade Date	Settlement Date	Transaction Description	Share or Unit Price	Dollar Amount of Transaction	Total Shares Owned
<b>Illinois Portfolio, IIIT Class</b>					
<b>Opening Balance</b>					<b>998,581.51</b>
05/29/26	06/01/26	Accrual Income Div Reinvestment - Distributions	1.00	3,077.84	1,001,659.35
<b>Closing Balance</b>					<b>1,001,659.35</b>

	Month of May	Fiscal YTD July-May		
<b>Opening Balance</b>	998,581.51	966,311.45	<b>Closing Balance</b>	1,001,659.35
<b>Purchases</b>	3,077.84	35,347.90	<b>Average Monthly Balance</b>	998,879.37
<b>Redemptions (Excl. Checks)</b>	0.00	0.00	<b>Monthly Distribution Yield</b>	3.63%
<b>Check Disbursements</b>	0.00	0.00		
<b>Closing Balance</b>	<b>1,001,659.35</b>	<b>1,001,659.35</b>		
<b>Cash Dividends and Income</b>	3,077.84	35,347.90		