

Nome Public Schools Director of Technology Report

Jim Shreve
14 April 2026

Current / Completed project

Staff ChromeBook Plus models are arriving. Technology Department personnel are in the process of asset tagging and provisioning / importing them into our Google environment. These new devices will be issued to confirmed returning staff, so they can use them alongside their current issued devices.

E-Rate Category I (CAT-I) Internet Services form 471 was submitted on 31MAR26. As mentioned at the last Board of Education meeting, I applied for the BAG Unlimited grant to allow us to exceed the limitations of 100Mbps per school (300Mbps aggregate). On 31MAR26 the district received notification that we were awarded the grant. With the approval of the BAG Unlimited grant we will increase our aggregate internet speed to 1Gbps and receive reimbursement for the remaining 10% of costs. This will hopefully free up the funds that I had to dedicate to our communications budget line under BAG100 to use for the purchase of student devices and offset some of the cost of CATII equipment.

E-Rate Category II (CAT-II) Network Equipment form 471 was submitted on 31MAR26. Orders are placed for the equipment with expected delivery dates of on or around 01JUN26 and 05JUL26. As this equipment arrives the Technology Department will provision and replace our existing equipment and prepare the old equipment for electronic waste.

New web filter testing continues. Please see page 4 for a report on Allow / Block actions. In March we blocked approx 0.399% of all traffic, most of which were gaming and social media sites.

Future Projects

No Change - Continue to build on the District's Data Protection Policy by implementing many of the information security processes covered in the virtual Chief Information Security Officer course I am now certified in. I am identifying many policies that either need added or updated to ensure compliance with industry standards.

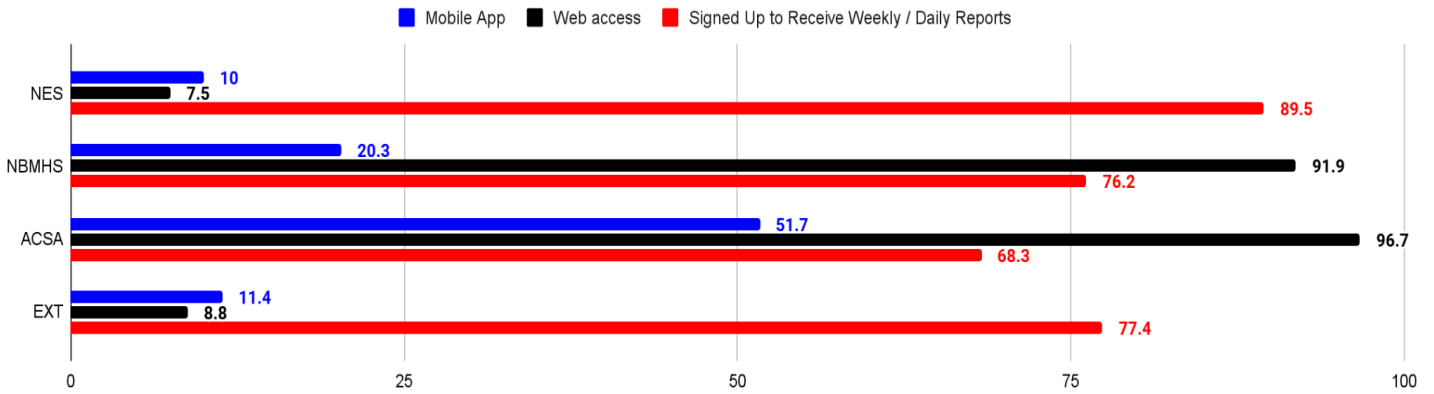
Replacement of all CAT II equipment district wide and conversion of Internet Service Providers.

Network diagramming for our entire network infrastructure in support of District Data Protection Policy. Division of our large layer two network into multiple Virtual Local Area Network segments to improve speed and security of our connected devices and network as a whole.

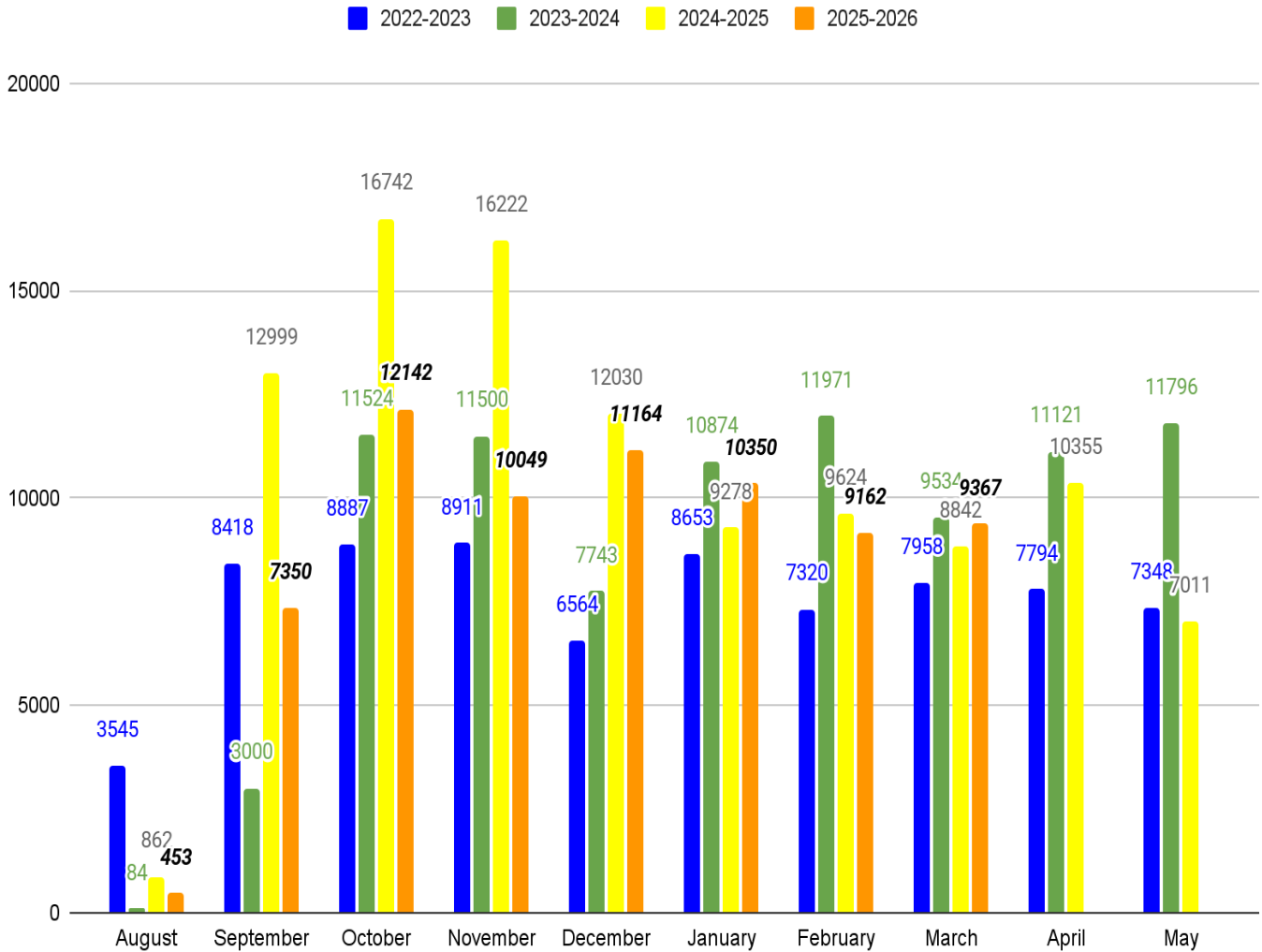
PowerSchool Online Enrollment

As of 05APR26 the SY25-26 New Student Enrollments forms completed are at 163 (52 for Kindergarten) and the SY25-26 Returning Student Enrollment forms (launched on 31JUL25 - Closed 30NOV25) completed are 482 of 556 (86.7% complete) for a total of 649 of 670 K-12 Student records (96.7%) submitted through online enrollment. The creation / modification of the SY26-27 New and Returning Student forms continues.

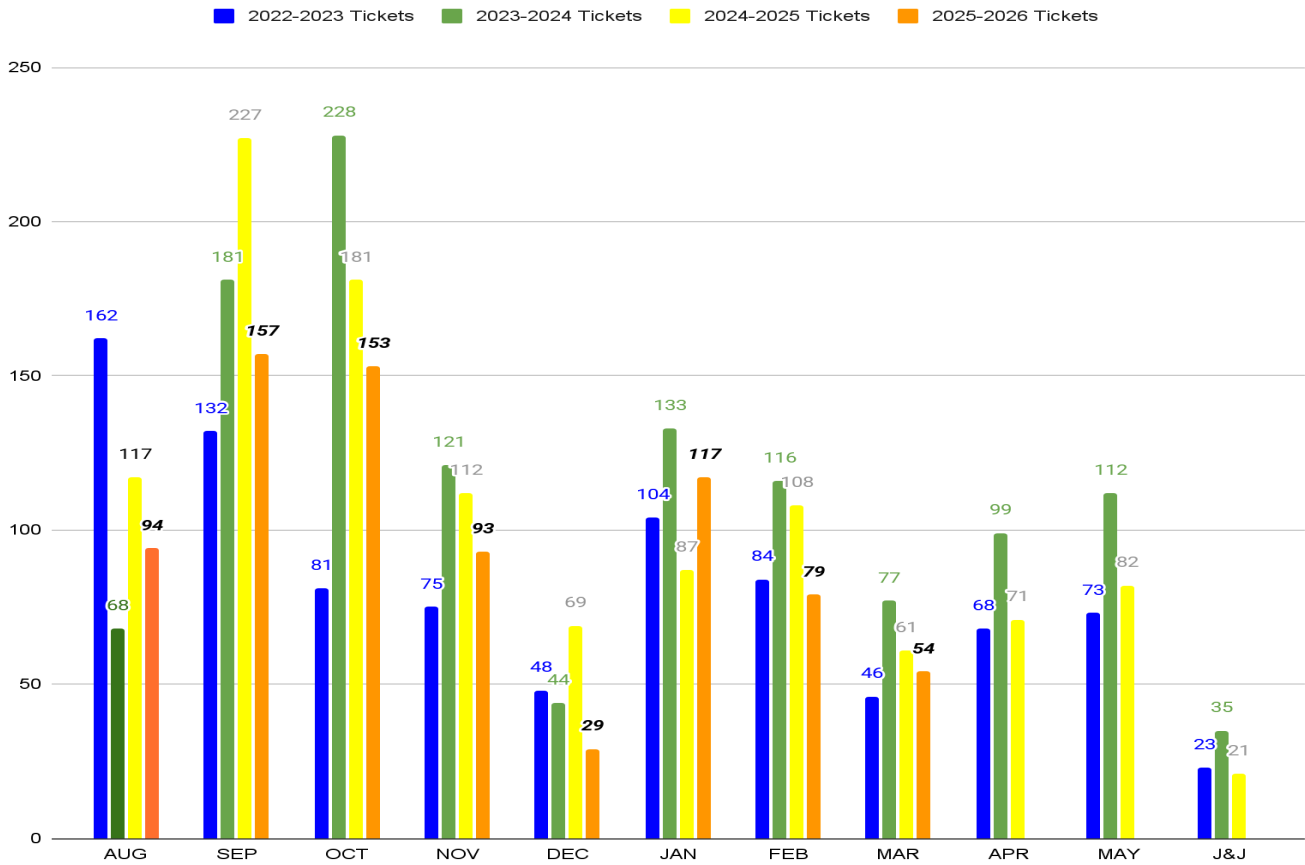
PowerSchool Student Information System Access Data. Percentage of access by Parents or Students for last month



Total Parent and Student PS Access Sessions



Part of the Technology Department's role is to maintain the Technology Web Help Desk for staff to request repairs, training, and troubleshooting. Last month we closed / resolved 46 out of 54 (85.2%) tech requests submitted through the system. Our average response time was 1 hours and average resolution time was 1.5 days.



Explore ticket analytics filtered only by your permission level

Ticket Resolution Over Time (closed tickets vs. newly submitted)

1 hours

Response time (avg) for all ticket statuses

46

Tickets now closed out of 54 submitted

1.5 days

Resolution time (avg)

8

Tickets still open
0 waiting on requestor

Ticket Pipeline Analysis (shows time spent in each status, along with ticket routing for all workflows)

Submitted
In Progress
Closed

0.5 hrs

Avg. response time
+ 54 submitted

2.1 days

Avg. in progress time
+ 54 in progress

All Tickets

(please note tickets may be represented in multiple statuses below)

2.1 days + 38 tickets

In Progress Only

2.5 days + 15 tickets

Waiting on Requestor

2.0 days + 1 tickets

Waiting on Vendor

days


Wait on Department of Education

2.1 days

Avg. resolution time
+ 46 resolved
+ 0 cancelled
+ 8 still open

Schools/Groups: All | Date Range: 03/01/2026 - 03/31/2026 | Block Action: All | Root Domain: All

Allowed/Blocked Sites



Top 10 Active Users

Click on a user to view more details

User Name	Visits
	1,862
	1,431
	1,414
	1,361
	1,201
	1,189
	1,174
	1,159
	1,158
	1,111

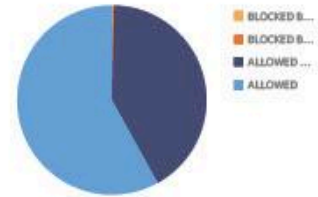
Total Allowed

150,764

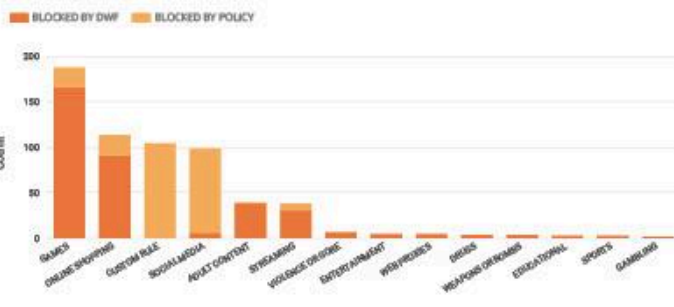
Total Blocked

604

Allowed vs. Blocked Sites



Blocked Sites by Category

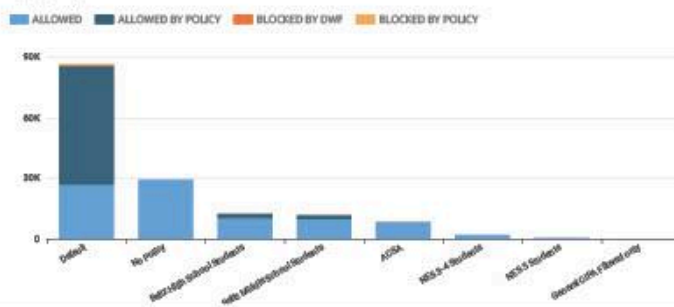


Top 25 Domains Visited from 2026-03-22 - 2026-04-05

Click on the Full Domain to view specific activity.

Full Domain	Allowed	Blocked	Total
docs.google.com	19,889	0	19,889
www.google.com	17,332	0	17,332
accounts.google.com	11,260	1	11,261
nameschools.powerschool.com	9,729	0	9,729
classroom.google.com	7,390	0	7,390
mail.google.com	6,449	0	6,449
launchpad.classlink.com	6,252	0	6,252
login.classlink.com	5,333	0	5,333
google.com	4,557	6	4,563
access.workspace.google.com	3,963	0	3,963
www.lexiacore5.com	3,287	0	3,287
myapps.classlink.com	3,178	0	3,178
www.brainpop.com	3,064	0	3,064
www.nameschools.org	2,890	0	2,890
playbooket.com	2,541	0	2,541
www.getepic.com	2,408	0	2,408
www.mobymax.com	2,217	0	2,217
kahoot.it	2,060	0	2,060
authapi.classlink.com	1,992	0	1,992
dashboard.booket.com	1,814	0	1,814
www.allthrighttype.com	1,807	0	1,807
cryptohack.booket.com	1,322	0	1,322
www.youtube.com	1,209	13	1,222
www.hmhco.com	1,166	2	1,168
www.duolingo.com	1,030	0	1,030

Activity by Policy



Allowed/Block by School (Top 25 Schools)

