

Financial Reports – Executive Summary, Board Meeting 4/22/2026

The following reports representing period ending 3/31/2026, are attached for your review:

Report No. 1 – Attachment B – General Fund revenue collected through the period totals \$96,806,016 or 92.0% of projected collections. For the same period in FY 2024-2025, revenue totaled \$95,057,232 or 88.8% of budgeted collections. See attachment B.

Report No. 2 – Attachment C – General Fund expenditures through the period total \$43,313,442 or 40.6% of total projected expenditures. For the same period in FY 2024-2025, expenditures totaled \$40,577,540 or 36.8% of budgeted expenditures. See attachment C.

Report No. 3 – Cash and investment report. See attachment D.

Funds held by each financial institution at 3/31/26 are as follows:

Moody Bank	18,360,148.87	Pledged securities \$18,460,000
Texas Class Investment Pool	122,459,778.00	N/A (Investment Pool)
Texas Range	13,882,409.21	N/A (Investment Pool)
Fidelity Investments	117,005,416.13	Treasury & Federal Agency Securities
Total	\$271,707,752.21	

Report No. 4 – Current ad valorem taxes, delinquent taxes, and penalties & interest collections through the period are as follows (See attachment E).

Fund	Budget	Amount Collected	% Collected
Maintenance & Operations	\$93,010,561	\$85,561,926	92.0%
Interest & Sinking (Debt Payment)	\$22,495,320	\$20,769,115	92.3%

For the same period in FY 2024-2025, collections were \$85,558,057 (88.8%) for M&O and \$21,198,683 (88.9%) for I&S.

Report No. 5 – 2022 Bond Construction Projects. See attachment F.

Report No. 6 – 2022 Bond Interest Earned. See attachment G

Report No. 7 – Vendors with aggregate purchases for FY 2025-2026 that exceed \$50,000. See attachment H (General Fund) and H-1 (Bonds).

Report No. 8 – Local vendor activity for FY 2025-2026 (zip codes 77550-77559). See attachment I.

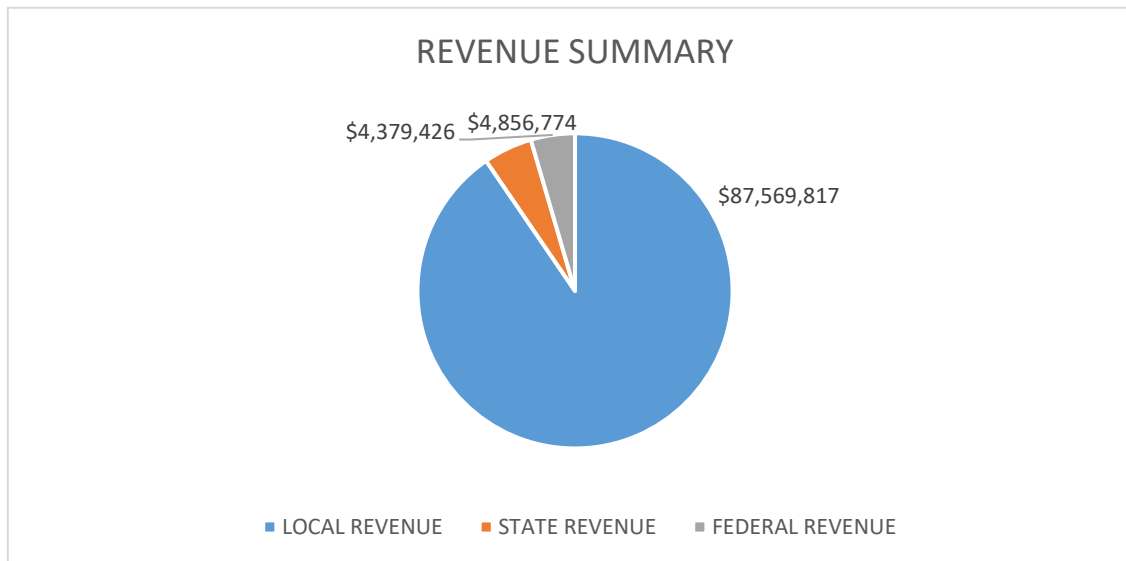
Report No. 9 - Monthly Check Register. See attachment J.

Report No. 10 – Legal Fee Summary FY 2025-2026. See attachment K.

Report No. 11 - Executive Summary

GALVESTON ISD
GENERAL FUND REVENUES BY MAJOR OBJECT
AS OF 3/31/2026

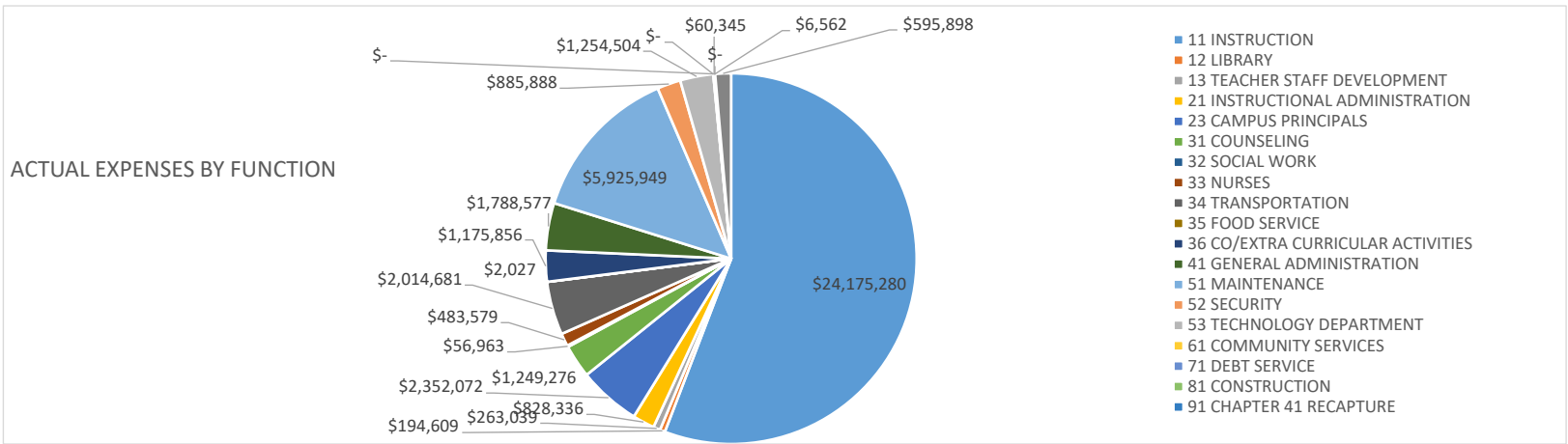
		2025-2026 Revised Budget	Monthly Receipts 03/31/2026	FYTD Activity 03/31/2026	2025-2026 FYTD (Under)/Over Budget
57--	LOCAL REVENUE	\$ 96,715,561	\$ 4,045,042	\$ 87,569,817	\$ (9,145,744)
58--	STATE REVENUE	\$ 7,739,185	\$ 535,149	\$ 4,856,774	\$ (2,882,412)
59--	FEDERAL REVENUE	\$ 785,500	\$ 77,967	\$ 4,379,426	\$ 3,593,926
79--	TRANSFERS IN	\$ 15,000	\$ -	\$ -	\$ (15,000)
---		\$ 105,255,246	\$ 4,658,158	\$ 96,806,016	\$ (8,449,230)
	% COLLECTED	92.0%			



ATTACHMENT B

GALVESTON ISD
GENERAL FUND EXPENDITURES BY FUNCTION
AS OF 3/31/2026

FC	Function	Revenue Budget 2025-2026	FYTD Activity March 2025-2026	Encumbered March 2025-2026	Expenses + Encumbered	Unencumbered Balance March 2025-2026
11	INSTRUCTION	\$ 43,016,107	\$ 24,175,280	\$ 1,877,251	\$ 26,052,531	\$ (16,963,575)
12	LIBRARY	\$ 346,921	\$ 194,609	\$ 6,937	\$ 201,546	\$ (145,375)
13	TEACHER STAFF DEVELOPMENT	\$ 630,266	\$ 263,039	\$ 9,555	\$ 272,593	\$ (357,672)
21	INSTRUCTIONAL ADMINISTRATION	\$ 1,534,120	\$ 828,336	\$ 8,053	\$ 836,389	\$ (697,731)
23	CAMPUS PRINCIPALS	\$ 3,874,616	\$ 2,352,072	\$ 5,022	\$ 2,357,094	\$ (1,517,522)
31	COUNSELING	\$ 2,402,461	\$ 1,249,276	\$ 5,466	\$ 1,254,742	\$ (1,147,719)
32	SOCIAL WORK	\$ 63,053	\$ 56,963	\$ -	\$ 56,963	\$ (6,090)
33	NURSES	\$ 888,773	\$ 483,579	\$ 49,587	\$ 533,166	\$ (355,607)
34	TRANSPORTATION	\$ 4,051,863	\$ 2,014,681	\$ 224,479	\$ 2,239,161	\$ (1,812,703)
35	FOOD SERVICE	\$ -	\$ 2,027	\$ -	\$ 2,027	\$ 2,027
36	CO/EXTRA CURRICULAR ACTIVITIES	\$ 1,908,624	\$ 1,175,856	\$ 130,216	\$ 1,306,072	\$ (602,551)
41	GENERAL ADMINISTRATION	\$ 3,459,470	\$ 1,788,577	\$ 248,031	\$ 2,036,608	\$ (1,422,862)
51	MAINTENANCE	\$ 9,648,127	\$ 5,925,949	\$ 504,208	\$ 6,430,157	\$ (3,217,970)
52	SECURITY	\$ 1,389,497	\$ 885,888	\$ 28,408	\$ 914,296	\$ (475,201)
53	TECHNOLOGY DEPARTMENT	\$ 2,219,620	\$ 1,254,504	\$ 6,734	\$ 1,261,238	\$ (958,381)
61	COMMUNITY SERVICES	\$ 827,764	\$ -	\$ -	\$ -	\$ (827,764)
71	DEBT SERVICE	\$ 110,000	\$ 60,345	\$ 43,104	\$ 103,449	\$ (6,551)
81	CONSTRUCTION	\$ 175,000	\$ -	\$ -	\$ -	\$ (175,000)
91	CHAPTER 41 RECAPTURE	\$ 28,963,914	\$ -	\$ -	\$ -	\$ (28,963,914)
93	PMTS TO FISCAL AGENT/SSA	\$ 45,050	\$ 6,562	\$ -	\$ 6,562	\$ (38,488)
99	APPRAISAL DISTRICT FEES	\$ 1,050,000	\$ 595,898	\$ 431,324	\$ 1,027,222	\$ (22,778)
--	COLUMN TOTALS	\$ 106,605,246	\$ 43,313,442	\$ 3,578,377	\$ 46,891,819	\$ (59,713,428)
	EXPENDITURES AS A % OF BUDGET		40.6%		44.0%	





**Galveston ISD
Portfolio Management
Portfolio Summary
March 31, 2026**

HUB Investment Partners LLC
900 S Capital of Texas Hwy
350
Austin, TX 78746
(512)600-5200

Investments	Par Value	Market Value	Book Value	% of Portfolio	Term	Days to Maturity	YTM 365 Equiv.
Treasury Discounts -Amortizing	102,777,000.00	100,966,377.75	100,969,801.20	37.16	357	177	3.871
Investment Pools	136,342,187.21	136,342,187.21	136,342,187.21	50.18	1	1	3.766
Bank Accounts	17,175,711.98	17,175,711.98	17,175,711.98	6.32	1	1	2.641
Money Market Accounts	17,223,475.27	17,223,475.27	17,223,475.27	6.34	1	1	3.410
Investments	273,518,374.46	271,707,752.21	271,711,175.66	100.00%	133	67	3.711
Cash and Accrued Interest							
Accrued Interest at Purchase		0.00	0.00				
Ending Accrued Interest		0.00	0.00				
Subtotal		0.00	0.00				
Total Cash and Investments Value	273,518,374.46	271,707,752.21	271,711,175.66		133	67	3.711

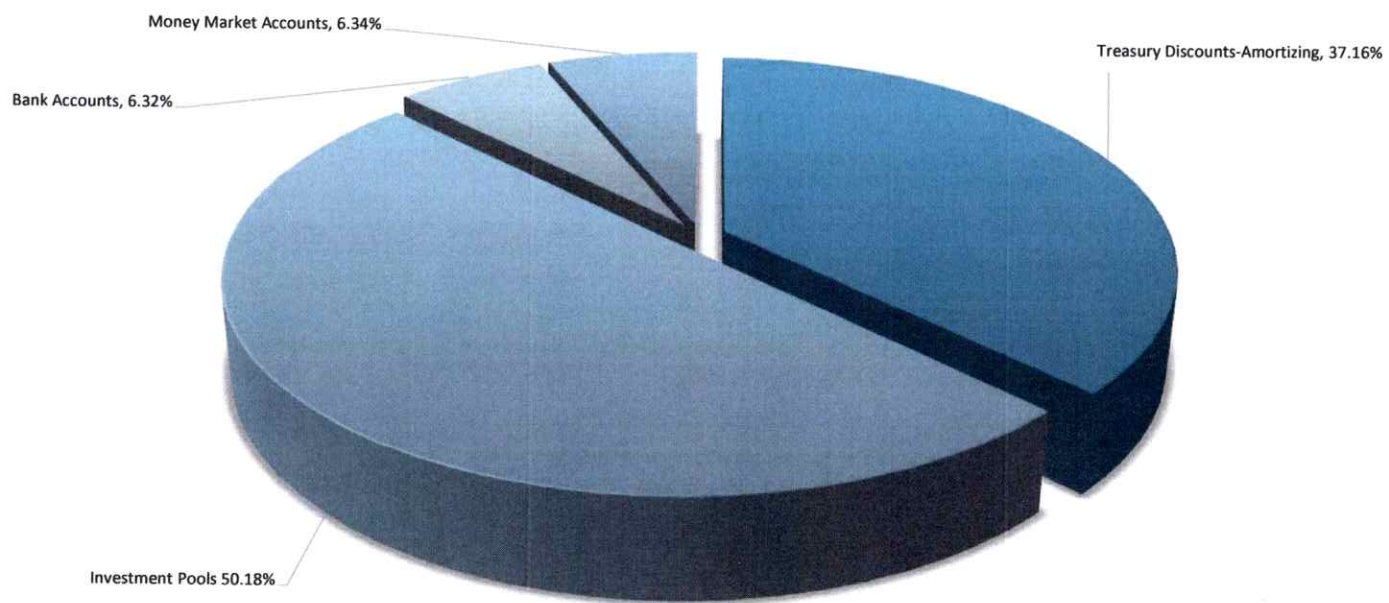
Total Earnings	March 31 Month Ending	Fiscal Year To Date
Current Year	853,454.30	5,404,960.45
Average Daily Balance	267,330,468.92	235,650,524.22
Effective Rate of Return	3.76%	3.95%

The following reports are submitted in accordance with the Public Funds Investment Act (Texas Gov't Code 2256). The reports also offer supplemental information not required by the Act in order to fully inform the governing body of the District of the position and activity within the District's portfolio of investments.

Lorraine Dochoda 4/8/2026
Lorraine Dochoda, Director of Accounting

Jeff Martello 4/8/26
Jeff Martello, Chief Financial Officer

Book Value Percentages by Investment Type



Treasury Discounts-Amortizing Investment Pools Bank Accounts Money Market Accounts



Galveston ISD
Fund GEN OP - General Operating
Investments by Fund
March 31, 2026

HUB Investment Partners LLC
 900 S Capital of Texas Hwy
 350
 Austin, TX 78746
 (512)600-5200

CUSIP	Investment #	Issuer	Purchase Date	Book Value	Par Value	Market Value	Current Rate	YTM 360	YTM 365	Maturity Days To Date Maturity
Investment Pools										
TX GEN-0001	10237	Texas Class	09/01/2022	75,453,300.92	75,453,300.92	75,453,300.92	3.776	3.724	3.776	1
TX DLY 1227-02	10231	Texas Range	09/01/2022	12,797,352.41	12,797,352.41	12,797,352.41	3.680	3.629	3.680	1
Subtotal and Average				88,250,653.33	88,250,653.33	88,250,653.33		3.711	3.762	1
Bank Accounts										
MB GEN 7601	10246	Moody Bank	09/01/2022	2,406,426.46	2,406,426.46	2,406,426.46	0.050	0.049	0.050	1
MB GEN 0616	10293	Moody Bank	05/01/2023	11,558,801.50	11,558,801.50	11,558,801.50	3.900	3.846	3.900	1
MB SCH CSH 1600	10305	Moody Bank	05/01/2024	71.41	71.41	71.41	0.060	0.059	0.060	1
Subtotal and Average				13,965,299.37	13,965,299.37	13,965,299.37		3.192	3.237	1
Total Investments and Average				102,215,952.70	102,215,952.70	102,215,952.70		3.640	3.690	1

**Fund DS - Interest & Sinking
Investments by Fund
March 31, 2026**

CUSIP	Investment #	Issuer	Purchase Date	Book Value	Par Value	Market Value	Current Rate	YTM 360	YTM 365	Maturity Days To Date Maturity
Investment Pools										
TX DEBT-0002	10238	Texas Class	09/01/2022	8,308,233.51	8,308,233.51	8,308,233.51	3.776	3.724	3.776	1
TX DLY 1227-04	10232	Texas Range	09/01/2022	247,032.26	247,032.26	247,032.26	3.680	3.629	3.680	1
Subtotal and Average				8,555,265.77	8,555,265.77	8,555,265.77		3.722	3.773	1
Bank Accounts										
MB DS 2049	10243	Moody Bank	09/01/2022	2,049,142.77	2,049,142.77	2,049,142.77	0.050	0.049	0.050	1
Subtotal and Average				2,049,142.77	2,049,142.77	2,049,142.77		0.049	0.050	1
Money Market Accounts										
MB DS MM 7635	10244	Moody Bank	09/01/2022	1,184,436.89	1,184,436.89	1,184,436.89	3.140	3.140	3.183	1
Subtotal and Average				1,184,436.89	1,184,436.89	1,184,436.89		3.140	3.184	1
Total Investments and Average				11,788,845.43	11,788,845.43	11,788,845.43		3.025	3.067	1

**Fund STUACT - Student Activity
Investments by Fund
March 31, 2026**

CUSIP	Investment #	Issuer	Purchase Date	Book Value	Par Value	Market Value	Current Rate	YTM 360	YTM 365	Maturity Days To Date Maturity
Investment Pools										
TX ACT-0004	10240	Texas Class	09/01/2022	488,091.86	488,091.86	488,091.86	3.776	3.724	3.776	1
Subtotal and Average				488,091.86	488,091.86	488,091.86		3.724	3.776	1
Bank Accounts										
MB ACT 7627	10241	Moody Bank	09/01/2022	326,554.49	326,554.49	326,554.49	0.050	0.049	0.050	1
Subtotal and Average				326,554.49	326,554.49	326,554.49		0.049	0.050	1
Total Investments and Average				814,646.35	814,646.35	814,646.35		2.251	2.283	1

**Fund CN - Child Nutrition
Investments by Fund
March 31, 2026**

CUSIP	Investment #	Issuer	Purchase Date	Book Value	Par Value	Market Value	Current Rate	YTM 360	YTM 365	Maturity Days To Date Maturity
Investment Pools										
TX CNS-0005	10282	Texas Class	09/01/2022	3,682,961.05	3,682,961.05	3,682,961.05	3.776	3.724	3.776	1
TX DLY 1227-08	10235	Texas Range	09/01/2022	838,024.54	838,024.54	838,024.54	3.680	3.629	3.680	1
Subtotal and Average				4,520,985.59	4,520,985.59	4,520,985.59	3.707	3.758		1
Bank Accounts										
MB CN 7619	10245	Moody Bank	09/01/2022	375,671.14	375,671.14	375,671.14	0.050	0.049	0.050	1
Subtotal and Average				375,671.14	375,671.14	375,671.14	0.049	0.050		1
Total Investments and Average				4,896,656.73	4,896,656.73	4,896,656.73	3.426	3.474		1

**Fund BD 2022 CONS FD - Bond 2022 Construction Fund
Investments by Fund
March 31, 2026**

CUSIP	Investment #	Issuer	Purchase Date	Book Value	Par Value	Market Value	Current Rate	YTM 360	YTM 365	Maturity Date	Days To Maturity
Treasury Discounts -Amortizing											
912797QD2	10319	US Treasury	04/21/2025	11,661,551.30	11,680,000.00	11,662,363.20	3.791	3.956	4.011	04/16/2026	15
912797QN0	10320	US Treasury	05/19/2025	10,351,183.06	10,400,000.00	10,354,760.00	3.930	4.106	4.163	05/14/2026	43
912797QX8	10325	US Treasury	07/03/2025	11,284,191.34	11,370,000.00	11,289,386.70	3.827	3.989	4.044	06/11/2026	71
912797RF6	10326	US Treasury	07/11/2025	15,754,449.33	15,925,000.00	15,767,183.25	3.895	4.068	4.125	07/09/2026	99
912797RF6	10327	US Treasury	08/19/2025	491,830.23	497,000.00	492,074.73	3.787	3.941	3.995	07/09/2026	99
912797RS8	10328	US Treasury	09/16/2025	5,169,261.04	5,248,000.00	5,166,813.44	3.485	3.626	3.676	09/03/2026	155
912797SK4	10331	US Treasury	11/03/2025	7,106,015.72	7,257,000.00	7,104,530.43	3.550	3.698	3.749	10/29/2026	211
912797TC1	10332	US Treasury	12/26/2025	7,067,183.12	7,250,000.00	7,061,210.00	3.400	3.538	3.587	12/24/2026	267
912797TV9	10333	US Treasury	02/26/2026	20,071,803.37	20,700,000.00	20,046,087.00	3.382	3.518	3.567	02/18/2027	323
912797UD7	10334	US Treasury	03/26/2026	12,012,332.69	12,450,000.00	12,021,969.00	3.606	3.756	3.809	03/18/2027	351
Subtotal and Average				100,969,801.20	102,777,000.00	100,966,377.75		3.818	3.871		177
Investment Pools											
TX BD 2022	10284	Texas Class	08/30/2022	24,659,200.56	24,659,200.56	24,659,200.56	3.776	3.724	3.776		1
TX DLY 1227-05	10233	Texas Range	09/01/2022	0.00	0.00	0.00					1
Subtotal and Average				24,659,200.56	24,659,200.56	24,659,200.56		3.724	3.776		1
Bank Accounts											
MB BD CON 2022	10287	Moody Bank	09/08/2022	459,044.21	459,044.21	459,044.21	0.050	0.049	0.050		1
Subtotal and Average				459,044.21	459,044.21	459,044.21		0.049	0.050		1
Money Market Accounts											
FID BOND MM	10286	Fidelity Investments	09/22/2022	16,039,038.38	16,039,038.38	16,039,038.38	3.380	3.380	3.426		1
Subtotal and Average				16,039,038.38	16,039,038.38	16,039,038.38		3.380	3.427		1
Total Investments and Average				142,127,084.35	143,934,283.15	142,123,660.90		3.740	3.792		126

Fund BD 2018 CONS FD - Bond 2018 Construction Fund
Investments by Fund
March 31, 2026

CUSIP	Investment #	Issuer	Purchase Date	Book Value	Par Value	Market Value	Current Rate	YTM 360	YTM 365	Maturity Days To Date Maturity
Bank Accounts										
MB BD CON 2056	10242	Moody Bank	09/01/2022	0.00	0.00	0.00				1
Subtotal and Average				0.00	0.00	0.00		0.000	0.000	0
Total Investments and Average				0.00	0.00	0.00		0.000	0.000	0

Fund BD 2023 CONS FD - Bond 2023 Construction Fund
Investments by Fund
March 31, 2026

CUSIP	Investment #	Issuer	Purchase Date	Book Value	Par Value	Market Value	Current Rate	YTM 360	YTM 365	Maturity Days To Date Maturity
Investment Pools										
TX BD 2023	10291	Texas Class	05/03/2023	0.00	0.00	0.00				1
Subtotal and Average				0.00	0.00	0.00		0.000	0.000	0
Bank Accounts										
MB 23 BND 5610	10292	Moody Bank	05/23/2023	0.00	0.00	0.00				1
Subtotal and Average				0.00	0.00	0.00		0.000	0.000	0
Total Investments and Average				0.00	0.00	0.00		0.000	0.000	0

Fund MPAC - MOODY PERF ARTS CENTER
Investments by Fund
March 31, 2026

CUSIP	Investment #	Issuer	Purchase Date	Book Value	Par Value	Market Value	Current Rate	YTM 360	YTM 365	Maturity Days To Date Maturity
Investment Pools										
TX MPAC-0008	10324	Texas Class	05/09/2025	4,762,908.53	4,762,908.53	4,762,908.53	3.776	3.724	3.776	1
Subtotal and Average				4,762,908.53	4,762,908.53	4,762,908.53		3.724	3.776	1
Total Investments and Average				4,762,908.53	4,762,908.53	4,762,908.53		3.724	3.776	1

**Fund BLDG FD - Building Proceed Funds
Investments by Fund
March 31, 2026**

CUSIP	Investment #	Issuer	Purchase Date	Book Value	Par Value	Market Value	Current Rate	YTM 360	YTM 365	Maturity Days To Date Maturity
Investment Pools										
TX BLDG PROC FD	10330	Texas Class	09/19/2025	5,105,081.57	5,105,081.57	5,105,081.57	3.776	3.724	3.776	1
Subtotal and Average				5,105,081.57	5,105,081.57	5,105,081.57		3.724	3.776	1
Total Investments and Average				5,105,081.57	5,105,081.57	5,105,081.57		3.724	3.776	1




**Galveston ISD
Summary by Type
March 31, 2026
Grouped by Fund**

HUB Investment Partners LLC
900 S Capital of Texas Hwy
350
Austin, TX 78746
(512)600-5200

Security Type	Number of Investments	Par Value	Book Value	% of Portfolio	Average YTM 365	Average Days to Maturity
Fund: Bond 2018 Construction Fund						
Bank Accounts	1	0.00	0.00	0.00	0.000	0
Subtotal	1	0.00	0.00	0.00	0.000	0
Fund: Bond 2022 Construction Fund						
Money Market Accounts	1	16,039,038.38	16,039,038.38	5.90	3.427	1
Bank Accounts	1	459,044.21	459,044.21	0.17	0.050	1
Investment Pools	2	24,659,200.56	24,659,200.56	9.08	3.776	1
Treasury Discounts -Amortizing	10	102,777,000.00	100,969,801.20	37.16	3.871	177
Subtotal	14	143,934,283.15	142,127,084.35	52.31	3.792	126
Fund: Bond 2023 Construction Fund						
Investment Pools	1	0.00	0.00	0.00	0.000	0
Bank Accounts	1	0.00	0.00	0.00	0.000	0
Subtotal	2	0.00	0.00	0.00	0.000	0
Fund: Building Proceed Funds						
Investment Pools	1	5,105,081.57	5,105,081.57	1.88	3.776	1
Subtotal	1	5,105,081.57	5,105,081.57	1.88	3.776	1
Fund: Child Nutrition						
Investment Pools	2	4,520,985.59	4,520,985.59	1.66	3.758	1
Bank Accounts	1	375,671.14	375,671.14	0.14	0.050	1
Subtotal	3	4,896,656.73	4,896,656.73	1.80	3.474	1
Fund: Interest & Sinking						
Bank Accounts	1	2,049,142.77	2,049,142.77	0.75	0.050	1
Money Market Accounts	1	1,184,436.89	1,184,436.89	0.44	3.184	1
Investment Pools	2	8,555,265.77	8,555,265.77	3.15	3.773	1
Subtotal	4	11,788,845.43	11,788,845.43	4.34	3.067	1
Fund: General Operating						

Galveston ISD
 Summary by Type
 March 31, 2026
 Grouped by Fund

Security Type	Number of Investments	Par Value	Book Value	% of Portfolio	Average YTM 365	Average Days to Maturity
Fund: General Operating						
Investment Pools	2	88,250,653.33	88,250,653.33	32.48	3.762	1
Bank Accounts	3	13,965,299.37	13,965,299.37	5.14	3.237	1
Subtotal	5	102,215,952.70	102,215,952.70	37.62	3.690	1
Fund: MOODY PERF ARTS CENTER						
Investment Pools	1	4,762,908.53	4,762,908.53	1.75	3.776	1
Subtotal	1	4,762,908.53	4,762,908.53	1.75	3.776	1
Fund: Student Activity						
Investment Pools	1	488,091.86	488,091.86	0.18	3.776	1
Bank Accounts	1	326,554.49	326,554.49	0.12	0.050	1
Subtotal	2	814,646.35	814,646.35	0.30	2.283	1
Total and Average	33	273,518,374.46	271,711,175.66	100.00	3.711	67



Galveston ISD
Cash Reconciliation Report
 For the Period March 1, 2026 - March 31, 2026
 Grouped by Fund

HUB Investment Partners LLC
 900 S Capital of Texas Hwy
 350
 Austin, TX 78746
 (512)600-5200

Trans. Date	Investment #	Fund	Trans. Type	Security ID	Par Value	Security Description	Maturity Date	Purchases	Interest	Redemptions	Cash
Bond 2022 Construction Fund											
03/19/2026	10318	BD 2022	Maturity	912797PV3	27,850,000.00	USTR 27.9M 3.85% Mat. 03/19/2026	03/19/2026	0.00	0.00	27,850,000.00	27,850,000.00
03/26/2026	10334	BD 2022	Purchase	912797UD7	12,450,000.00	USTR 12.5M 3.61% Mat. 03/18/2027	03/18/2027	-12,004,851.20	0.00	0.00	-12,004,851.20
Subtotal								-12,004,851.20	0.00	27,850,000.00	15,845,148.80
Total								-12,004,851.20	0.00	27,850,000.00	15,845,148.80



**Galveston ISD
Purchases Report
Sorted by Fund - Purchase Date
March 1, 2026 - March 31, 2026**

HUB Investment Partners LLC
900 S Capital of Texas Hwy
350
Austin, TX 78746
(512)600-5200

CUSIP	Investment #	Fund	Sec. Type	Issuer	Original Par Value	Purchase Date	Payment Periods	Principal Purchased	Accrued Interest at Purchase	Rate at Purchase	Maturity Date	YTM	Ending Book Value
Bond 2022 Construction Fund													
912797UD7	10334	BD 2022	ATD	USTR	12,450,000.00	03/26/2026	03/18 - At Maturity	12,004,851.20		3.606	03/18/2027	3.757	12,012,332.69
				Subtotal	12,450,000.00			12,004,851.20	0.00				12,012,332.69
				Total Purchases	12,450,000.00			12,004,851.20	0.00				12,012,332.69



Galveston ISD
Maturity Report
Sorted by Maturity Date
Amounts due during March 1, 2026 - March 31, 2026

HUB Investment Partners LLC
900 S Capital of Texas Hwy
350
Austin, TX 78746
(512)600-5200

CUSIP	Investment #	Fund	Sec. Type	Issuer	Par Value	Maturity Date	Purchase Date	Rate at Maturity	Book Value at Maturity	Interest	Maturity Proceeds	Net Income
912797PV3	10318	BD 2022	ATD	USTR	27,850,000.00	03/19/2026	04/02/2025	3.852	27,850,000.00	0.00	27,850,000.00	0.00
			Total Maturities		27,850,000.00				27,850,000.00	0.00	27,850,000.00	0.00



Galveston ISD
Interest Earnings
 Sorted by Fund - Maturity Date
 March 1, 2026 - March 31, 2026
 Yield on Beginning Book Value

HUB Investment Partners LLC
 900 S Capital of Texas Hwy
 350
 Austin, TX 78746
 (512)600-5200

CUSIP	Investment #	Fund	Security Type	Ending Par Value	Beginning Book Value	Ending Book Value	Maturity Date	Current Rate	Annualized Yield	Adjusted Interest Earnings		
										Interest Earned	Amortization/ Accretion	Adjusted Interest Earnings
Fund: Bond 2022 Construction Fund												
TX BD 2022	10284	BD 2022	RRP	24,659,200.56	26,826,391.18	24,659,200.56		3.776	3.635	82,809.38	0.00	82,809.38
FID BOND MM	10286	BD 2022	RR3	16,039,038.38	166,661.19	16,039,038.38		3.380	192.362	27,228.39	0.00	27,228.39
MB BD CON 2022	10287	BD 2022	RR2	459,044.21	1,024,594.27	459,044.21		0.050	0.048	41.62	0.00	41.62
912797PV3	10318	BD 2022	ATD	0.00	27,796,363.33	0.00	03/19/2026	3.852	3.913	0.00	53,636.67	53,636.67
912797QD2	10319	BD 2022	ATD	11,680,000.00	11,623,423.99	11,661,551.30	04/16/2026	3.791	3.862	0.00	38,127.31	38,127.31
912797QN0	10320	BD 2022	ATD	10,400,000.00	10,315,989.44	10,351,183.06	05/14/2026	3.930	4.017	0.00	35,193.62	35,193.62
912797QX8	10325	BD 2022	ATD	11,370,000.00	11,246,725.59	11,284,191.34	06/11/2026	3.827	3.922	0.00	37,465.75	37,465.75
912797RF6	10326	BD 2022	ATD	15,925,000.00	15,701,044.57	15,754,449.33	07/09/2026	3.895	4.005	0.00	53,404.76	53,404.76
912797RF6	10327	BD 2022	ATD	497,000.00	490,211.41	491,830.23	07/09/2026	3.787	3.888	0.00	1,618.82	1,618.82
912797RS8	10328	BD 2022	ATD	5,248,000.00	5,153,513.25	5,169,261.04	09/03/2026	3.485	3.598	0.00	15,747.79	15,747.79
912797SK4	10331	BD 2022	ATD	7,257,000.00	7,083,833.20	7,106,015.72	10/29/2026	3.550	3.687	0.00	22,182.52	22,182.52
912797TC1	10332	BD 2022	ATD	7,250,000.00	7,045,957.19	7,067,183.12	12/24/2026	3.400	3.547	0.00	21,225.93	21,225.93
912797TV9	10333	BD 2022	ATD	20,700,000.00	20,011,512.05	20,071,803.37	02/18/2027	3.382	3.547	0.00	60,291.32	60,291.32
912797UD7	10334	BD 2022	ATD	12,450,000.00	0.00	12,012,332.69	03/18/2027	3.606	3.791	0.00	7,481.49	7,481.49
Subtotal				143,934,283.15	144,486,220.66	142,127,084.35			3.977	110,079.39	346,375.98	456,455.37
Fund: Building Proceed Funds												
TX BLDG PROC FD	10330	BLDG FD	RRP	5,105,081.57	5,088,736.39	5,105,081.57		3.776	3.782	16,345.18	0.00	16,345.18
Subtotal				5,105,081.57	5,088,736.39	5,105,081.57			3.782	16,345.18	0.00	16,345.18
Fund: Child Nutrition												
TX DLY 1227-08	10235	CN	RRP	838,024.54	835,415.18	838,024.54		3.680	3.678	2,609.36	0.00	2,609.36
MB CN 7619	10245	CN	RR2	375,671.14	444,677.24	375,671.14		0.050	0.038	14.38	0.00	14.38
TX CNS-0005	10282	CN	RRP	3,682,961.05	3,703,270.05	3,682,961.05		3.776	3.795	11,937.46	0.00	11,937.46
Subtotal				4,896,656.73	4,983,362.47	4,896,656.73			3.440	14,561.20	0.00	14,561.20
Fund: Interest & Sinking												
TX DLY 1227-04	10232	DS	RRP	247,032.26	246,263.07	247,032.26		3.680	3.678	769.19	0.00	769.19
TX DEBT-0002	10238	DS	RRP	8,308,233.51	7,389,396.27	8,308,233.51		3.776	4.075	25,575.40	0.00	25,575.40
MB DS 2049	10243	DS	RR2	2,049,142.77	2,049,058.56	2,049,142.77		0.050	0.048	84.21	0.00	84.21
MB DS MM 7635	10244	DS	RR3	1,184,436.89	1,181,387.94	1,184,436.89		3.140	3.039	3,048.95	0.00	3,048.95

Galveston ISD
Interest Earnings
March 1, 2026 - March 31, 2026

CUSIP	Investment #	Fund	Security Type	Ending Par Value	Beginning Book Value	Ending Book Value	Maturity Date	Current Rate	Adjusted Interest Earnings			
									Annualized Yield	Interest Earned	Amortization/ Accretion	Adjusted Interest Earnings
Subtotal				11,788,845.43	10,866,105.84	11,788,845.43			3.194	29,477.75	0.00	29,477.75
Fund: General Operating												
TX DLY 1227-02	10231	GEN OP	RRP	12,797,352.41	12,757,505.18	12,797,352.41		3.680	3.678	39,847.23	0.00	39,847.23
TX GEN-0001	10237	GEN OP	RRP	75,453,300.92	76,444,055.29	75,453,300.92		3.776	3.741	242,887.63	0.00	242,887.63
MB GEN 7601	10246	GEN OP	RR2	2,406,426.46	4,405,103.99	2,406,426.46		0.050	0.031	117.33	0.00	117.33
MB GEN 0616	10293	GEN OP	RR2	11,558,801.50	11,521,868.38	11,558,801.50		3.900	3.774	36,933.12	0.00	36,933.12
MB SCH CSH 1600	10305	GEN OP	RR2	71.41	33.36	71.41		0.060	1.059	0.03	0.00	0.03
Subtotal				102,215,952.70	105,128,566.20	102,215,952.70			3.582	319,785.34	0.00	319,785.34
Fund: MOODY PERF ARTS CENTER												
TX MPAC-0008	10324	MPAC	RRP	4,762,908.53	4,761,522.54	4,762,908.53		3.776	3.772	15,252.49	0.00	15,252.49
Subtotal				4,762,908.53	4,761,522.54	4,762,908.53			3.772	15,252.49	0.00	15,252.49
Fund: Student Activity												
TX ACT-0004	10240	STUACT	RRP	488,091.86	486,529.12	488,091.86		3.776	3.782	1,562.74	0.00	1,562.74
MB ACT 7627	10241	STUACT	RR2	326,554.49	340,901.63	326,554.49		0.050	0.049	14.23	0.00	14.23
Subtotal				814,646.35	827,430.75	814,646.35			2.244	1,576.97	0.00	1,576.97
Total				273,518,374.46	276,141,944.85	271,711,175.66			3.766	507,078.32	346,375.98	853,454.30



Galveston ISD
Accrued Interest
 Sorted by Fund - Maturity Date
 March 1, 2026 - March 31, 2026

HUB Investment Partners LLC
 900 S Capital of Texas Hwy
 350
 Austin, TX 78746
 (512)600-5200

CUSIP	Investment #	Security Type	Par Value	Maturity Date	Current Rate	* Beginning Accrued Interest	Adjusted Acc'd Int. at Purchase During Period	Interest Earned	Interest Received	* Ending Accrued Interest
Bond 2018 Construction Fund										
MB BD CON 2056	10242	RR2	0.00			0.00	0.00	0.00	0.00	0.00
		Subtotal	0.00			0.00	0.00	0.00	0.00	0.00
Bond 2022 Construction Fund										
TX BD 2022	10284	RRP	24,659,200.56		3.776	0.00	0.00	82,809.38	82,809.38	0.00
TX DLY 1227-05	10233	RRP	0.00			0.00	0.00	0.00	0.00	0.00
MB BD CON 2022	10287	RR2	459,044.21		0.050	0.00	0.00	41.62	41.62	0.00
FID BOND MM	10286	RR3	16,039,038.38		3.380	0.00	0.00	27,228.39	27,228.39	0.00
912797PV3	10318	ATD	0.00	03/19/2026	3.852	0.00	0.00	0.00	0.00	0.00
912797QD2	10319	ATD	11,680,000.00	04/16/2026	3.791	0.00	0.00	0.00	0.00	0.00
912797QN0	10320	ATD	10,400,000.00	05/14/2026	3.930	0.00	0.00	0.00	0.00	0.00
912797QX8	10325	ATD	11,370,000.00	06/11/2026	3.827	0.00	0.00	0.00	0.00	0.00
912797RF6	10326	ATD	15,925,000.00	07/09/2026	3.895	0.00	0.00	0.00	0.00	0.00
912797RF6	10327	ATD	497,000.00	07/09/2026	3.787	0.00	0.00	0.00	0.00	0.00
912797RS8	10328	ATD	5,248,000.00	09/03/2026	3.485	0.00	0.00	0.00	0.00	0.00
912797SK4	10331	ATD	7,257,000.00	10/29/2026	3.550	0.00	0.00	0.00	0.00	0.00
912797TC1	10332	ATD	7,250,000.00	12/24/2026	3.400	0.00	0.00	0.00	0.00	0.00
912797TV9	10333	ATD	20,700,000.00	02/18/2027	3.382	0.00	0.00	0.00	0.00	0.00
912797UD7	10334	ATD	12,450,000.00	03/18/2027	3.606	0.00	0.00	0.00	0.00	0.00
		Subtotal	143,934,283.15			0.00	0.00	110,079.39	110,079.39	0.00
Bond 2023 Construction Fund										
TX BD 2023	10291	RRP	0.00			0.00	0.00	0.00	0.00	0.00
MB 23 BND 5610	10292	RR2	0.00			0.00	0.00	0.00	0.00	0.00
		Subtotal	0.00			0.00	0.00	0.00	0.00	0.00
Building Proceed Funds										
TX BLDG PROC FD	10330	RRP	5,105,081.57		3.776	0.00	0.00	16,345.18	16,345.18	0.00
		Subtotal	5,105,081.57			0.00	0.00	16,345.18	16,345.18	0.00
Child Nutrition										
TX CNS-0005	10282	RRP	3,682,961.05		3.776	0.00	0.00	11,937.46	11,937.46	0.00
TX DLY 1227-08	10235	RRP	838,024.54		3.680	0.00	0.00	2,609.36	2,609.36	0.00
MB CN 7619	10245	RR2	375,671.14		0.050	0.00	0.00	14.38	14.38	0.00
		Subtotal	4,896,656.73			0.00	0.00	14,561.20	14,561.20	0.00

* Beginning Accrued may not include investments that redeemed in the previous month that had outstanding accrued interest. Ending Accrued includes outstanding purchase interest.

Galveston ISD
Accrued Interest
Sorted by Fund - Maturity Date

CUSIP	Investment #	Security Type	Par Value	Maturity Date	Current Rate	* Beginning Accrued Interest	Adjusted Acc'd Int. at Purchase During Period	Interest Earned	Interest Received	* Ending Accrued Interest
Interest & Sinking										
TX DEBT-0002	10238	RRP	8,308,233.51		3.776	0.00	0.00	25,575.40	25,575.40	0.00
TX DLY 1227-04	10232	RRP	247,032.26		3.680	0.00	0.00	769.19	769.19	0.00
MB DS 2049	10243	RR2	2,049,142.77		0.050	0.00	0.00	84.21	84.21	0.00
MB DS MM 7635	10244	RR3	1,184,436.89		3.140	0.00	0.00	3,048.95	3,048.95	0.00
		Subtotal	11,788,845.43			0.00	0.00	29,477.75	29,477.75	0.00
General Operating										
TX GEN-0001	10237	RRP	75,453,300.92		3.776	0.00	0.00	242,887.63	242,887.63	0.00
TX DLY 1227-02	10231	RRP	12,797,352.41		3.680	0.00	0.00	39,847.23	39,847.23	0.00
MB GEN 7601	10246	RR2	2,406,426.46		0.050	0.00	0.00	117.33	117.33	0.00
MB GEN 0616	10293	RR2	11,558,801.50		3.900	0.00	0.00	36,933.12	36,933.12	0.00
MB SCH CSH 1600	10305	RR2	71.41		0.060	0.00	0.00	0.03	0.03	0.00
		Subtotal	102,215,952.70			0.00	0.00	319,785.34	319,785.34	0.00
MOODY PERF ARTS CENTER										
TX MPAC-0008	10324	RRP	4,762,908.53		3.776	0.00	0.00	15,252.49	15,252.49	0.00
		Subtotal	4,762,908.53			0.00	0.00	15,252.49	15,252.49	0.00
Student Activity										
TX ACT-0004	10240	RRP	488,091.86		3.776	0.00	0.00	1,562.74	1,562.74	0.00
MB ACT 7627	10241	RR2	326,554.49		0.050	0.00	0.00	14.23	14.23	0.00
		Subtotal	814,646.35			0.00	0.00	1,576.97	1,576.97	0.00
		Total	273,518,374.46			0.00	0.00	507,078.32	507,078.32	0.00

* Beginning Accrued may not include investments that redeemed in the previous month that had outstanding accrued interest. Ending Accrued includes outstanding purchase interest.



**Galveston ISD
Inventory by Maturity Report
March 31, 2026**

HUB Investment Partners LLC
900 S Capital of Texas Hwy
350
Austin, TX 78746
(512)600-5200

CUSIP	Investment #	Fund	Sec. Type	Issuer	Purchase Date	Book Value	Current Rate	Maturity/Call Date	Maturity Amount	Total Days	Par Value	YTM/YTC		Days to Mat./Call
												360	365	
912797QD2	10319	BD 2022	ATD	US Treasury	04/21/2025	11,661,551.30	3.791	04/16/2026	11,680,000.00	360	11,680,000.00	3.957	4.011	15
912797QN0	10320	BD 2022	ATD	US Treasury	05/19/2025	10,351,183.06	3.930	05/14/2026	10,400,000.00	360	10,400,000.00	4.106	4.163	43
912797QX8	10325	BD 2022	ATD	US Treasury	07/03/2025	11,284,191.34	3.827	06/11/2026	11,370,000.00	343	11,370,000.00	3.990	4.045	71
912797RF6	10326	BD 2022	ATD	US Treasury	07/11/2025	15,754,449.33	3.895	07/09/2026	15,925,000.00	363	15,925,000.00	4.069	4.125	99
912797RF6	10327	BD 2022	ATD	US Treasury	08/19/2025	491,830.23	3.787	07/09/2026	497,000.00	324	497,000.00	3.941	3.996	99
912797RS8	10328	BD 2022	ATD	US Treasury	09/16/2025	5,169,261.04	3.485	09/03/2026	5,248,000.00	352	5,248,000.00	3.626	3.677	155
912797SK4	10331	BD 2022	ATD	US Treasury	11/03/2025	7,106,015.72	3.550	10/29/2026	7,257,000.00	360	7,257,000.00	3.698	3.749	211
912797TC1	10332	BD 2022	ATD	US Treasury	12/26/2025	7,067,183.12	3.400	12/24/2026	7,250,000.00	363	7,250,000.00	3.539	3.588	267
912797TV9	10333	BD 2022	ATD	US Treasury	02/26/2026	20,071,803.37	3.382	02/18/2027	20,700,000.00	357	20,700,000.00	3.518	3.567	323
912797UD7	10334	BD 2022	ATD	US Treasury	03/26/2026	12,012,332.69	3.606	03/18/2027	12,450,000.00	357	12,450,000.00	3.757	3.809	351
Subtotal and Average						100,969,801.20			102,777,000.00		102,777,000.00	3.818	3.871	177
Net Maturities and Average						100,969,801.20			102,777,000.00		102,777,000.00	3.818	3.871	177



Galveston ISD
Projected Cashflow Report
Sorted by Monthly
For the Period April 1, 2026 - September 30, 2026

HUB Investment Partners LLC
 900 S Capital of Texas Hwy
 350
 Austin, TX 78746
 (512)600-5200

Projected Trans. Date	Investment #	Fund	Security ID	Transaction Type	Issuer	Par Value	Original Cost	Principal	Interest	Total
April 2026										
04/16/2026	10319	BD 2022	912797QD2	Maturity	US Treasury	11,680,000.00	11,237,211.20	11,680,000.00	0.00	11,680,000.00
Total for April 2026						11,680,000.00	11,237,211.20	11,680,000.00	0.00	11,680,000.00
May 2026										
05/14/2026	10320	BD 2022	912797QN0	Maturity	US Treasury	10,400,000.00	9,991,280.00	10,400,000.00	0.00	10,400,000.00
Total for May 2026						10,400,000.00	9,991,280.00	10,400,000.00	0.00	10,400,000.00
June 2026										
06/11/2026	10325	BD 2022	912797QX8	Maturity	US Treasury	11,370,000.00	10,955,439.57	11,370,000.00	0.00	11,370,000.00
Total for June 2026						11,370,000.00	10,955,439.57	11,370,000.00	0.00	11,370,000.00
July 2026										
07/09/2026	10326	BD 2022	912797RF6	Maturity	US Treasury	15,925,000.00	15,299,627.53	15,925,000.00	0.00	15,925,000.00
07/09/2026	10327	BD 2022	912797RF6	Maturity	US Treasury	497,000.00	480,060.75	497,000.00	0.00	497,000.00
Total for July 2026						16,422,000.00	15,779,688.28	16,422,000.00	0.00	16,422,000.00
September 2026										
09/03/2026	10328	BD 2022	912797RS8	Maturity	US Treasury	5,248,000.00	5,069,166.37	5,248,000.00	0.00	5,248,000.00
Total for September 2026						5,248,000.00	5,069,166.37	5,248,000.00	0.00	5,248,000.00
GRAND TOTALS:						55,120,000.00	53,032,785.42	55,120,000.00	0.00	55,120,000.00

GLOSSARY

PAR VALUE	The face value of investment.
MARKET VALUE	The face value multiplied by the market price. It is the last reported price from the report date.
BOOK VALUE	The cost of a bond, plus or minus adjustments for purchase discount or premium adjustments.
AMORTIZATION/ACCRETION	Amortization (accretion) is the process of reducing (increasing) the original cost of the investment on a daily basis in order to equal par value at maturity. Amortization calculations vary by investment type and the basis associated with the type of investment.
SECURITY TYPE DEFINITIONS	Security types are broad category of investments with similar characteristics and risk features such as agency securities, corporate bonds, municipal bonds, and money markets. Codes within the system are utilized to make calculations based on the underlying security. Security type labels are customizable.
CPI	TexasTERM
ACP	Commercial Paper Discounted - Amortizing
MC1	Municipal Bonds
RR3	Money Market Accounts
PA1	Passbook/Checking Accounts
RRP	Investment Pools
TRC	Treasury Coupon Securities
PURCHASE PRINCIPAL	The original cost of the bond. Par value multiplied by purchase price.
PREMIUM/DISCOUNT	A bond with price below 100 is discount. A bond with price above 100 is premium.
ADJUSTED INTEREST EARNINGS	Net between interest earned and amortization/accretion adjustments within a report period.
EFFECTIVE RATE OF RETURN	Interest earnings adjusted for amortization of premiums and accretion for discounts plus any realized gain or loss divided by the average daily balance of the portfolio divided by 365 and then multiplied by the actual days in the report period.
YIELD TO MATURITY	The yield of an investment as of the purchase date assuming that the bond is held to maturity.
YTM 360	The yield is based on a hypothetical year that has only 360 days.
YTM 365	The yield is based on a 365-day year.
REMAINING COST	The original cost of an investment taking into consideration any partial sales or redemptions for the par value that remains.
STATED RATE	Coupon rate (yield the bond paid on its issue date).
CURRENT RATE	A bond's annual return based on its annual coupon payments and current price (as opposed to its original price or face).

Statement Disclosures

The information provided in this report was created by HUB Investment Partners utilizing data from your custodian that is considered reliable. HUB Investment Partners is relying on the information provided by your custodian; HUB Investment Partners has not audited or otherwise verified the accuracy of the methodology, calculations, or information in this report. As a result, the methodology, calculations, and information presented in the report are not guaranteed by HUB Investment Partners.

HUB Investment Partners is independent of your custodian.

You should consider the account statements received directly from your account custodian as the prevailing document for your account. Please review the information contained on this statement against the statement provided to you from the account custodian or product sponsor. The reported value on your account statement you received from the account custodian may differ from the reported value on this quarterly statement due to a variety of factors including the treatment of accrued income and dividends, rounding and other considerations. If there is any unexplained discrepancy between this statement and the account statement you received from the account custodian, please immediately contact HUB Investment Partners and/or your account custodian. Discrepancies should be reported to HUB Investment Partners via telephone at 512-600-5268.

The account portfolio or assets in the account are valued at the starting and ending points of the period. Cash flows are included in the calculation based on when they occurred during the period.

Performance data quoted represents past performance and does not guarantee future results. The investment return and principal of an investment will fluctuate so that an investor's shares when redeemed may be worth more or less than their original cost. All investments have investment risks such as fluctuation in investment principal including the complete loss of principal invested. The values represented in the report may not reflect the original cost of a client's initial investment. HUB Investment Partners standard reporting does not reflect reinvestment of dividends and other earnings in the performance numbers, unless the account holder specifically asks for inclusion of such earnings. Performance report calculations and figures should not be relied upon for tax purposes.

If you have any changes in your financial situation, risk tolerance, investment objectives or if you wish to impose or modify any reasonable restrictions on the management of your account(s), please contact HUB Investment Partners immediately. Also, please contact us if you would like a current copy of our Disclosure Document, which includes a description of the advisory services we offer.

This material is not intended to present an opinion on legal or tax matters. Please consult with your attorney or tax advisor and compare this document to your custodial statement for accuracy, as applicable.

GALVESTON ISD
TAX COLLECTIONS BY FUND
AS OF 3/31/26

FUND	FUND	OBJ	OBJ	Revised Budget 2025-2026	FYTD Activity 2025-2026	March 2025-2026 Monthly Activity	2025-26 FYTD (UNDER)/Over Budget
199	GENERAL FUND	5711	TAXES-CURRENT YEAR	\$ 90,788,080	\$ 83,850,308	\$ 3,370,506	\$ (6,937,772)
199	GENERAL FUND	5712	TAXES-DELINQUENT	\$ 1,207,481	\$ 1,007,320	\$ 39,647	\$ (200,161)
199	GENERAL FUND	5719	PENALTY/INT/OTHER TAX REVENUE	\$ 1,015,000	\$ 704,298	\$ 278,862	\$ (310,702)
FUND TOTAL				\$ 93,010,561	\$ 85,561,926	\$ 3,689,015	\$ (7,448,635)
YTD AS A % OF BUDGET				92.0%			

FUND	FUND	OBJ	OBJ	Revised Budget 2025-2026	FYTD Activity 2025-2026	March 2025-2026 Monthly Activity	2025-26 FYTD (UNDER)/Over Budget
599	DEBT SERVICE FUND	5711	TAXES-CURRENT YEAR	\$ 22,076,700	\$ 20,388,898	\$ 819,597	\$ (1,687,802)
599	DEBT SERVICE FUND	5712	TAXES-DELINQUENT	\$ 293,620	\$ 224,893	\$ 7,292	\$ (68,727)
599	DEBT SERVICE FUND	5719	PENALTY/INT/OTHER TAX REVENUE	\$ 125,000	\$ 155,324	\$ 66,373	\$ 30,324
FUND TOTAL				\$ 22,495,320	\$ 20,769,115	\$ 893,262	\$ (1,726,205)
YTD AS A % OF BUDGET				92.3%			

Galveston Independent School District
Bond 2022/2023 Construction Expenditures
As of March 31, 2026

Original Allocation

Revised Allocation

Bond Propositions	Voter Approved							
	May 7, 2022	Bond Sale #1 August 30, 2022	Bond Sale #2 May 3, 2023		August 30, 2022	Bond Sale 1 Int %	Bond Sale #2 May 3, 2023	Bond Sale 2 Int %
A Ball HS	\$ 229,973,721	\$ 170,472,069	\$ 59,501,652	NBH	\$ 169,344,287	67.74%	\$ 60,629,434	93.56%
A Transportation	\$ 2,820,186	\$ 1,849,855	\$ 970,331	VEH	\$ 2,820,186	1.13%	-	
A Bond Resolutions	\$ 1,061,093	\$ 1,061,093	-	BOND RES	\$ 1,061,093	0.42%	-	
B Natatorium at BHS	\$ 15,980,000	\$ 11,825,089	\$ 4,154,911	NNT	\$ 15,980,000	6.39%	-	
C MS Renovation at Central MS	\$ 8,513,236	\$ 8,513,236	-	CMS	\$ 8,456,938	3.38%	-	
C MS Renovation at Weis	\$ 18,746,764	\$ 18,745,885	\$ 879	WMS	\$ 18,212,242	7.28%	\$ 1,068,973	1.65%
C MS Renovation at Austin MS	\$ 8,900,000	\$ 8,727,773	\$ 172,227	AMS	\$ 8,421,846	3.37%	-	
D Technology	\$ 4,535,000	\$ 4,535,000	-	NTC	\$ 4,379,085	1.75%	\$ 155,915	0.24%
E Courville Stadium	\$ 24,270,000	\$ 24,270,000	-	NCS	\$ 21,324,323	8.53%	\$ 2,945,678	4.55%
TOTAL BOND AMOUNT	\$ 314,800,000	\$ 250,000,000	\$ 64,800,000		\$ 250,000,000	100.00%	\$ 64,800,000	100.00%

Propositions Sum of Ball HS and Natatoric \$ 245,953,721
These project budgets have been combined as they will be bid as one.

Project Expenditures not budgeted \$ (5,658,280) Revised amt from reallocation
Bond Funds Interest Earned through Feb 2 \$ 8,763,467
Excess Interest Earned \$ 3,105,187

Interest is included in Balance

Object	Project Name	Prop Code	Description of Expenditure	Revised Bond 2022 Project Budget August 2024	Interest Earned on Bond	Bond Resolution FY21 & FY23	FY 2022	FY 2023	FY 2024	FY 2025	FY 2026	Encumbrances	Balance	Total Expenditures to Date	
6100s	New Ball High School	A	Executive Operations Director	240,000					123,772	126,169	75,601	0	(85,542)	325,542	
6619			Land	0					3,176,186	367	0	0	(3,176,553)	3,176,553	
6629			Construction	198,533,404	7,164,408			2,124,166	46,816,175	63,798,388	51,745,573	46,262,027	(5,048,517)	210,746,329	
6628			Architect Fees	14,348,058			162,960	6,991,320	1,283,935	3,322,245	964,723	4,954,987	(3,332,112)	17,680,169	
6626			Attorney Fees	300,000			19,244	136,032	453	621	0	0	0	143,650	156,350
6625			Program Management Fees	2,108,280			66,064	141,898	442,972	507,356	440,490	1,916,627	(1,407,127)	3,515,407	
6627			Surveys, Testing and Reimb.	701,400				343,590	334,895	104,098	298,937	226,555	(606,676)	1,308,076	
6639			Furniture, Fixtures and Equipment	6,450,000				53,026	882	2,821	39,266	3,613,371	2,740,634	3,709,366	
6638			Technology	3,250,000				12,792	12,792	10,954	488,582	33,866	2,703,806	546,194	
				Bond Related Expenses					254,860				(254,860)	254,860	
				TOTAL	225,931,142	7,164,408	0	248,268	9,790,032	52,446,923	67,873,019	54,053,172	57,007,434	(8,323,298)	241,418,847
												184,411,414			
6629		Ball High School Natatorium	B	Construction	9,857,782	260,506			0	541		203958	12,642,366	(2,728,577)	12,846,865
6628			Architect Fees	3,000,000				467,858	244,449	(1,321)	30,384	2,047,580	211,050	2,788,950	
6626			Attorney Fees	5,000				930	0		0	0	4,070	930	
6625			Program Management Fees	5,000				674	350		0	0	3,976	1,024	
6627			Surveys, Testing and Reimb.	1,383,208				4,298	14,432	5,649	456	221,262	1,137,111	246,097	
6639			Furniture, Fixtures and Equipment	1,152,673				0	0		0	0	1,152,673	0	
6638			Technology	576,337				0	0		0	0	576,337	0	
				TOTAL	15,980,000	260,506	0	0	473,760	259,772	4,329	234,798	14,911,208	356,640	15,883,867
			TOTAL BHS & NATATORIUM	241,911,142	7,424,914	0	248,268	10,263,792	52,706,695	67,877,348	54,287,970	71,918,642	(7,966,658)	257,302,714	
6631	Transportation	A	Buses (13 total - 10 remaining)	1,651,161	45,975			451,854	59,900	1,285,580	0	(100,198)	1,797,334		
6631			White Fleet	1,075,712				185,765	607,595	310,665	4828	2,626	(35,767)	1,111,479	
6631			Police Vehicles	0				0	0		0	0	0	0	
6638			SMART-Tag Student Management Soft	93,313				0	0		0	0	93,313	0	
			TOTAL	2,820,186	45,975	0	0	637,619	667,495	1,596,245	4,828	2,626	(42,652)	2,908,813	
	Bond Resolutions	A	Capital Expenditures in FY 2022												
			Pre-bond planning - VLK Achitects	178,000	0	178,000							0	178,000	
			Parker Elementary HVAC	543,593		543,593							0	543,593	
			200KW Generator for Admin Support (144,500		144,500							0	144,500	
			Real Property - 4221 Ave. N 1/2	195,000		195,000							0	195,000	
			TOTAL	1,061,093	0	1,061,093	0	0	0	0	0	0	0	1,061,093	

Galveston Independent School District
Bond 2022/2023 Construction Expenditures
Bond As of March 31, 2026

Object	Project Name	Prop Code	Description of Expenditure	Revised Bond 2022	Interest Earned on Bond	Resolution FY21 & FY23	FY 2022	FY 2023	FY 2024	FY 2025	FY 2026	Encumbrances	Balance	Total Expenditures
				Project Budget August 2024										
Middle Schools Renovations														
6629	Austin	C	Construction	7,870,418	137,293		0	2,197,993	871,889	24,842	0	4,912,987	3,094,724	
6628			Architect Fees	290,940			0	167,972	1,888	9,412	62,328	49,340	241,600	
6626			Attorney Fees	5,000			0	0		0	0	5,000	0	
6625			Program Management Fees	98,642			8,419	110,673	12,149	0	0	(32,599)	131,241	
6627			Surveys, Testing and Reimb.	35,000			5,800	30,889	18,636	1,488	0	(21,813)	56,813	
6639			Furniture, Fixtures and Equipment	300,000			0	166,477	63,583	7,232	3,694	59,014	240,986	
6638			Technology	300,000			0	25,433	20,407	7,006	0	247,154	52,845	
TOTAL MS Renovation at Austin				8,900,000	137,293	0	0	14,219	2,699,437	988,552	49,980	66,021	5,219,084	3,818,208
Middle Schools Renovations														
6629	Central	C	Construction	7,417,474	137,865		521,864	3,501,786	3,002,008	196,291	14,585	25,134	293,671	7,261,668
6628			Architect Fees	411,095				527,962	(172,259)	676	0	461,424	(406,707)	817,802
6626			Attorney Fees	0			0	0	0	0	0	0	0	0
6625			Program Management Fees	194,724			68,565	133,808	9,371	0	0	(17,020)	211,744	
6627			Surveys, Testing and Reimb.	10,063			63	0	8,404	0	11,596	(10,000)	20,063	
6639			Furniture, Fixtures and Equipment	179,816			88,074	6,023	6,161	0	0	(16,675)	196,491	
6638			Technology	300,063			0	180	8,823	81,690	0	209,370	90,693	
Bond Resolutions - roof repairs								1,567,236			0		(1,567,236)	1,567,236
TOTAL MS Renovation at Central				8,513,235	137,865	0	618,097	4,186,450	4,536,995	229,725	96,275	498,154	(1,514,597)	10,165,997
Middle Schools Renovations														
6629	Weis	C	Construction	11,771,571	374,176			1,005,172	5,516,903	1,019,755	123,632	0	4,480,286	7,665,462
6628			Architect Fees	937,294				525,366	(81,652)	26,588	0	411,928	55,063	882,231
6626			Attorney Fees	0			0	0	0	0	0	0	0	0
6625			Program Management Fees	0			39,610	118,564	18,887	4,843	16,459	(198,363)	198,363	
6627			Surveys, Testing and Reimb.	313,310			3,800	63,684	1,400	9,880	26,341	208,205	105,105	
6639			Furniture, Fixtures and Equipment	1,093,510			38,548	335,362	39,475	9,411	38,076	632,638	460,872	
6638			Technology	781,079			0	68,073	150,632	205,485	0	356,889	424,190	
TOTAL MS Renovation at Weis				14,896,764	374,176	0	0	1,612,496	6,020,934	1,256,737	353,251	492,804	5,534,719	9,736,222
TOTAL Middle School Renovations				32,309,999	649,335	0	618,097	5,813,166	13,257,365	2,475,014	499,506	1,056,979	9,239,206	23,720,127
Misc/Elementary Renovations														
6629	TF to CMS	C	Construction (M31/M32)	0	0			216,062	(216,062)		11,262		(11,262)	11,262
6629	Alamo		Technology	0			0	0	0		3,680	13,143	(16,823)	16,823
6629	Burnet		Construction	0			0	2,540	30,339		3,776	12,867	(49,522)	49,522
6629	MECC		Construction	0			0	18,980			66,948	0	(85,928)	85,928
6629	Morgan		Construction	0			0	38,141			0	0	(38,141)	38,141
6629	OPPE		Construction & Technology	0			0	74,337	2,013		0	2,253	(78,603)	78,603
6629	Parker		Construction	0			0	15,553			12,420	17,884	(45,857)	45,857
6629	Transportation Roof		Construction	850,000			0	0			716,922	34,319	98,759	751,241
6629	Maintenance		Construction	0			0	0			7,050	0	0	7,050
6629	Spoor Field		Construction	0			0	0			75,300	0	0	75,300
TOTAL Misc/Elementary Renovations				850,000	0	0	0	216,062	(66,511)	32,352	897,357	80,467	(227,377)	1,159,727
Technology														
6625	Technology	D	Program Management Fees	100,000	82,660			1,843	0			44,030	136,787	45,873
6638			Hardware and Infrastructure	792,000				164,294	229,869	209,925	159,212	0	28,700	763,300
6638			Classroom devices and audio	3,643,000				282,688	41,402	398,849	1,422,786	12,940	1,484,335	2,158,665
Total Technology				4,535,000	82,660	0	0	448,825	271,271	608,774	1,581,998	56,970	1,649,822	2,967,837
Courville Stadium														
6629	Courville Stadium	E	Design and Construction	23,288,391	560,584		50,000	18,002,823	3,093,803	2,261,995	632,263	107,688	24,148,572	24,148,572
6628			Architect Fees	221,400			0	219,000	15,900	40,675	17,164	21,200	313,939	313,939
6626			Attorney Fees	20,000			4,185	2,022	11,646		0	0	17,853	17,853
6625			Program Management Fees	757,524			0	453,228	244,060	75,152	43,191	23,893	839,524	839,524
6627			Surveys, Testing and Reimb.	150,000			1,000	59,420	64,154	21,777	24,100	424	170,876	170,876
6631			Vehicles > \$5K	11,110			0	11,110	0		0	0	11,110	11,110
6639			Furniture, Fixtures and Equipment	226,000			0	75,867	142,704		31,024	0	249,595	249,595
6638			Technology	30,517			0	24,000	11,032	47,380	14,961	0	97,373	97,373
TOTAL				24,704,942	560,584	0	55,185	18,847,470	3,583,299	2,446,979	762,703	153,205	25,848,841	25,848,841
GRAND TOTALS				308,192,362	8,763,468	1,061,093	921,550	36,226,934	70,419,614	75,036,712	58,034,362	73,268,888	28,501,181	314,969,152

BOND 2022 & 2023 INTEREST

**Galveston Independent School District
Bond 2022 & 2023 Interest Earnings
As of March 31, 2026**

	Moody Bank 2022		Texas Class 2022		Moody Bank 2023		Texas Class 2023	
Total Interest Earned	Bond Constr	Bond Constr	Bond Constr	Bond Constr	Bond Constr	Bond Constr	Bond Constr	
Aug-22	\$ 32,755	\$ 32,755	\$ -	\$ -	\$ -	\$ -	\$ -	
Sep-22	\$ 402,692	\$ 8	\$ 402,684	\$ -	\$ -	\$ -	\$ -	
Oct-22	\$ 134,569	\$ 44	\$ 134,524	\$ -	\$ -	\$ -	\$ -	
Nov-22	\$ 149,647	\$ 67	\$ 149,580	\$ -	\$ -	\$ -	\$ -	
Dec-22	\$ 172,618	\$ 53	\$ 172,565	\$ -	\$ -	\$ -	\$ -	
Jan-23	\$ 180,790	\$ 48	\$ 180,743	\$ -	\$ -	\$ -	\$ -	
Feb-23	\$ 164,978	\$ 43	\$ 164,936	\$ -	\$ -	\$ -	\$ -	
Mar-23	\$ 177,198	\$ 92	\$ 177,106	\$ -	\$ -	\$ -	\$ -	
Apr-23	\$ 168,717	\$ 90	\$ 168,627	\$ -	\$ -	\$ -	\$ -	
May-23	\$ 431,487	\$ 76	\$ 168,125	\$ 38	\$ 263,247	\$ -	\$ -	
Jun-23	\$ 422,195	\$ 102	\$ 158,591	\$ 125	\$ 263,376	\$ -	\$ -	
Jul-23	\$ 413,532	\$ 168	\$ 142,117	\$ 130	\$ 271,117	\$ -	\$ -	
Aug-23	\$ 377,989	\$ 210	\$ 103,865	\$ 149	\$ 273,765	\$ -	\$ -	
Sep-23	\$ 360,650	\$ 160	\$ 92,637	\$ 126	\$ 267,727	\$ -	\$ -	
Oct-23	\$ 343,499	\$ 112	\$ 78,582	\$ 206	\$ 264,599	\$ -	\$ -	
Nov-23	\$ 307,557	\$ 55	\$ 75,347	\$ 234	\$ 231,920	\$ -	\$ -	
Dec-23	\$ 316,657	\$ 45	\$ 76,156	\$ 164	\$ 240,292	\$ -	\$ -	
Jan-24	\$ 313,233	\$ 41	\$ 73,860	\$ 82	\$ 239,250	\$ -	\$ -	
Feb-24	\$ 280,069	\$ 47	\$ 64,108	\$ 84	\$ 215,830	\$ -	\$ -	
Mar-24	\$ 281,237	\$ 61	\$ 59,879	\$ 73	\$ 221,225	\$ -	\$ -	
Apr-24	\$ 229,978	\$ 80	\$ 50,876	\$ 151	\$ 178,871	\$ -	\$ -	
May-24	\$ 182,286	\$ 93	\$ 47,478	\$ 106	\$ 134,609	\$ -	\$ -	
Jun-24	\$ 165,695	\$ 60	\$ 42,810	\$ 124	\$ 122,702	\$ -	\$ -	
Jul-24	\$ 151,217	\$ 62	\$ 37,928	\$ 45	\$ 113,183	\$ -	\$ -	
Aug-24	\$ 137,113	\$ 50	\$ 31,218	\$ 51	\$ 105,794	\$ -	\$ -	
Sep-24	\$ 118,128	\$ 111	\$ 42,358	\$ 120	\$ 75,539	\$ -	\$ -	
Oct-24	\$ 154,570	\$ 94	\$ 102,100	\$ 142	\$ 52,234	\$ -	\$ -	
Nov-24	\$ 162,952	\$ 79	\$ 131,542	\$ 68	\$ 31,263	\$ -	\$ -	
Dec-24	\$ 225,011	\$ 175	\$ 202,664	\$ 69	\$ 22,102	\$ -	\$ -	
Jan-25	\$ 246,566	\$ 105	\$ 233,495	\$ 31	\$ 12,935	\$ -	\$ -	
Feb-25	\$ 183,710	\$ 119	\$ 171,968	\$ 26	\$ 11,597	\$ -	\$ -	
Mar-25	\$ 185,414	\$ 120	\$ 172,542	\$ 27	\$ 12,725	\$ -	\$ -	
Apr-25	\$ 148,043	\$ 107	\$ 144,620	\$ 7	\$ 3,309	\$ -	\$ -	
May-25	\$ 140,072	\$ 100	\$ 139,968	\$ -	\$ 4	\$ -	\$ -	
Jun-25	\$ 133,317	\$ 71	\$ 133,246	\$ -	\$ -	\$ -	\$ -	
Jul-25	\$ 130,106	\$ 38	\$ 130,068	\$ -	\$ -	\$ -	\$ -	
Aug-25	\$ 123,585	\$ 55	\$ 123,530	\$ -	\$ -	\$ -	\$ -	
Sep-25	\$ 90,099	\$ 112	\$ 89,987	\$ -	\$ -	\$ -	\$ -	
Oct-25	\$ 87,124	\$ 57	\$ 87,068	\$ -	\$ -	\$ -	\$ -	
Nov-25	\$ 79,037	\$ 91	\$ 78,945	\$ -	\$ -	\$ -	\$ -	
Dec-25	\$ 51,776	\$ 171	\$ 51,605	\$ -	\$ -	\$ -	\$ -	
Jan-26	\$ 52,769	\$ 125	\$ 52,644	\$ -	\$ -	\$ -	\$ -	
Feb-26	\$ 69,982	\$ 58	\$ 69,923	\$ -	\$ -	\$ -	\$ -	
Mar-26	\$ 82,851	\$ 42	\$ 82,809	\$ -	\$ -	\$ -	\$ -	
Total Interest Earned	\$ 8,763,468	\$ 36,450	\$ 5,095,424	\$ 2,378	\$ 3,629,215			

Total Interest by Bond

5,131,874

3,631,594

VENDOR	AMOUNT
GIA INSURANCE AGENCY, LLC	1,853,740.93
GLAZIER FOODS COMPANY	1,332,328.80
TRINITY CHARTER SCHOOLS	1,142,176.98
MOODY EARLY CHILDHOOD CENTER	1,032,800.00
RELIANT ENERGY DEPT 0954	619,614.03
GALVESTON COLLEGE	598,010.41
GALVESTON CENTRAL APPRAISAL DISTRICT	585,146.00
HILAND DAIRY FOODS COMPANY, LLC	228,479.14
AMAZON CAPITAL SERVICES	223,411.81
CITY OF GALVESTON	215,184.67
SKYWARD, INC	188,146.00
TASB RISK MGMT FUND PROPERTY CASUALTY	187,068.09
HARDIES FRESH FOODS	175,655.37
MANSFILED OIL COMPANY OF GAINESVILLE	152,748.47
EF FBO NATIONAL RECRUITING CONSULTANTS, CO	143,756.25
KLEEN SUPPLY CO	108,161.90
SNAP-ON INDUSTRIAL	106,949.15
COBURN SUPPLY CO	95,696.15
SEAGULL STUDENT SERVICES LLC	89,712.00
THOMPSON & HORTON LP	89,628.10
REGION 4 EDUCATION SERVICE CENTER	88,348.55
CHALLENGE OFFICE PRODUCTS INC	85,976.50
GBCDHH	84,526.52
DELL MARKETING LP	81,720.75
NANCY L FOREMAN & ASSOCIATES LLC	80,695.00
TEXAS GAS SERVICE	79,860.05
REPUBLIC SERVICES #853	79,036.18
HARRIS COUNTY DEPARTMENT OF EDUCATION	78,569.24
KICKSTART KIDS	78,000.00
TRIMARK USA, LLC	77,925.19
FUNCTION4 LLC	75,889.33
COMMUNITIES IN SCHOOLS OF GALVESTON COUNTY	75,500.00
AT&T	75,403.82
TEEN HEALTH CENTER, INC	74,450.00
FERGUSON FACILITIES SPPY #61	70,099.95
ENTERGY	65,018.08
GREATAMERICA FINANCIAL SERVICES CORPORATION	60,345.32
FRONTLINE TECHNOLOGIES GROUP LLC	57,791.80
PERDUE BRANDON FIELDER COLLINS & MOTT LLP	55,618.00
NEUHAUS EDUCATION CENTER	55,225.00
BSN SPORTS LLC	53,880.30
HOME DEPOT CREDIT SERVICES	50,915.61
CNC ROUTER AND PLASMA INC	50,124.00
Total Vendors that exceed \$50K	10,803,333.44

VENDOR	AMOUNT
GILBANE BUILDING COMPANY	28,147,468.54
CONNECTION PUBLIC SECTOR SOLUTIONS	1,102,009.00
STUDIO RED ARCHITECTS, LP	1,014,586.01
M SCOTT CONSTRUCTION INC	738,191.13
ZERO SIX CONSULTING, LLC	409,198.50
PBK ARCHITECTS INC	371,482.24
HOWARD IND., INC	317,729.00
BROOME WELDING & MACHINE CO INC	233,879.00
BLUUM USA, INC.	217,683.30
AUDIO ENHANCEMENT INC.	210,998.31
SHI GOVERNMENT SOLUTIONS INC.	204,887.05
CRESCENT ENGINEERING CO, INC.	180,130.57
COLTZER COMPANY, LLC	173,065.08
DELL MARKETING LP	161,205.30
PROVERBS 365 LEGACY, LLC	115,717.56
DYNAMIC GLASS, LLC	108,772.80
CHAMBERLIN HOUSTON LLC	105,427.08
STATERA TEST & BALANCE, LLC	93,800.00
ROBERTS AIR LLC	87,800.00
MICRO INTEGRATION	79,490.05
GIA INSURANCE AGENCY, LLC	61,344.00
LIVE MOBILE TECHNOLOGY INC.	50,880.00
LUCAS CONSTRUCTION CO., INC.	50,350.00
Total BOND Vendors that exceed \$50K	34,236,094.52

Full Name	Payments 2025/2026	Zip
1002 SEAWALL PROPERTY, LLC	871.20	77550
A-LINE AUTO PARTS	8,415.96	77551
A. SMECCA INC	460.20	77550
ADS CUSTOM SIGNS	5,415.00	77550
ALERT ALARMS BURGLAR & FIRE PROTECT	9,200.00	77550
ALISHA RENAE FULBRIGHT	2,609.00	77551
ANALISE WALLA	1,500.00	77554
ANNA LEIGH SARGENT	5,350.00	77551
BENNETT FLORAL	612.00	77550
BLACK OPTIX TINT	4,100.00	77551
BREEZEWAY CUSTOM SCREENPRINTING	11,462.50	77551
BROOME WELDING & MACHINE CO INC	235,051.60	77554
CATHY LEDOUX	702.19	77550
CENTERPOINT ENERGY HOUSTON ELECTRIC	2,705.00	77550
CHALMERS ACE HARDWARE	15,010.27	77550
CHEF MARY BASS, LLC	1,050.00	77550
CITY OF GALVESTON	238,536.77	77553
CITY OF GALVESTON	13,513.00	77550
CITY OF GALVESTON	78.00	77553
CLASSIC FORD GALVESTON	511.22	77554
COLTZER COMPANY, LLC	220,690.01	77550
COMMUNITIES IN SCHOOLS OF GALVESTON	75,500.00	77553
CRYSTAL JUAREZ	400.00	77551
EL NOPALITO RESTAURANT - ROSA D MAR	3,815.00	77550
FASTSIGNS	4,824.62	77551
GALVESTON BAGEL COMPANY, LLC	847.92	77550
GALVESTON CHAMBER OF COMMERCE	4,500.00	77550-1501
GALVESTON COLLEGE	722,926.21	77550
GALVESTON COUNTRY CLUB	6,811.35	77554
GALVESTON COUNTY TAX OFFICE	10,752.21	77550
GALVESTON ECONOMIC DEVELOPMENT PART	2,500.00	77553
GALVESTON LIMOUSINE SERVICE	17,237.00	77552
GALVESTON RENTALS, INC	5,903.58	77554
GALVESTON VETERINARY CLINIC	626.58	77551
GIA INSURANCE AGENCY, LLC	1,915,084.93	77552-6767
GINO'S ITALIAN RESTAURANT & PIZZERI	399.76	77551
GISD EDUCATIONAL FOUNDATION	20,792.50	77551
GOLF CART OF GALVESTON LLC	1,360.00	77550
GROUNDSWELL	20,000.00	77553
GULF COAST PALMS CORPORATION	1,200.00	77554
HENRY PORRETTO	300.00	77554
HICKS CO, W U-HAUL	1,715.21	77554
INDUSTRIAL MATERIAL CORP	204.81	77554

Full Name	Payments 2025/2026	Zip
JOAN Q NEWTON	1,500.00	77554
KACI STEPHENS NOBLE	2,080.00	77554
KEVIN ANTHONY	3,045.00	77554
KLEEN SUPPLY CO	131,928.93	77553
KRISTIN SUZANNE BOUVIER	1,500.00	77551
LISTER PLUMBING CO	2,980.00	77553
LITTLE BIRD AERIAL INTELLIGENCE , I	850.00	77554
MAISEL-HINSON MAINLAND FLORAL INC	180.00	77550
MARIO'S RISTORANTE	3,533.68	77551
MARTY'S CITY AUTO INC	6,249.17	77550
MARTY'S TOWING LLC	170.00	77550
MARY CATHERINE MUNSON	45.96	77551
MARY JEAN SARGENT	680.00	77551
MEGAN LARUE	150.00	77554
MINUTEMAN PRINTING & GRAPHIC	72.22	77550
MITCHELL CHUOKE PLUMBING, INC.	36,248.20	77551
MOODY EARLY CHILDHOOD CENTER	1,032,800.00	77550
MOODY GARDENS GOLF COURSE	4,728.50	77554
MOODY GARDENS INC	17,386.00	77554
MR TACO MEXICAN CUISINE & BAR	639.80	77550
NATIONAL SECURITY & FIRE LLC	7,998.14	77550
PATRICIA FOWZER	250.00	77554
PROJECT GRADUATION INC	500.00	77554
REPUBLIC PARTS CO	16,692.74	77550
ROBERTS AIR LLC	87,800.00	77554
ROTARY CLUB OF GALVESTON ISLAND	700.00	77552
SARAH CONCHA	56.41	77550
SCOTTY'S OVERHEAD DOOR	7,300.00	77554
SHIPLEY DONUTS	212.36	77551
SHRIMP & STUFF	532.80	77550
SOUL TO SOUL	162.00	77551
STEVE'S WAREHOUSE TIRES GTX	384.54	77551
STEWART'S PACKAGING INC	2,312.03	77550
SUNSHINE CENTER, INC	1,380.00	77550
TEEN HEALTH CENTER, INC	84,450.00	77553
THE ANIMAL CLINIC	100.80	77550
THE GRAND 1894 OPERA HOUSE	370.00	77550
THE ORIGINAL MEXICAN CAFE	192.30	77550
THE SAN LUIS RESORT SPA & CONFERENC	19,709.40	77551
TIFFANY LYDAY	48,490.00	77554
TONY & BROS TOWING & REPAIR	350.00	77551
TOP GEAR APPAREL	13,082.16	77551
TREASURE ISLAND TROPHIES & ENGRAVIN	8,316.53	77551

Full Name	Payments 2025/2026	Zip
TRICON LAND SURVEYING LLC	10,130.00	77551
UPWARD HOPE ACADEMY	33,333.28	77550
VIDA AGAVE LLC	898.44	77550
WEST ISLE URGENT CARE	9,118.00	77551
WISNER CUSTOM CONSTRUCTION, LLC	3,500.00	77551
YAGAS CAFE/TSUNAMI, LLC	1,366.76	77550
Total Local Vendor Activity for FY 2025-2026	5,202,001.75	

Summary of Legal Charges FY25/26

Legal Billings March 2026 Charges

Thompson & Horton LLP		YTD Charges
BHS (General)	622 E 81 6626 AA 001 0 99 NBH	-
NCS (General)	622 E 81 6626 EE 001 0 99 NCS	-
NNT (General)	622 E 81 6626 AA 001 0 99 NNT	-
		<u>-</u>
General	199 E 41 6211 91 701 0 99 000	27,674.70
General - Contracts/Procurement	199 E 41 6211 91 701 0 99 000	7,490.00
Galveston ISD SPED	199 E 41 6211 91 701 0 99 000	4,290.00
General - 2022 Bonds	199 E 41 6211 91 701 0 99 000	2,772.50
General - M Hayman, R Terrel, employee/school issues	199 E 41 6211 91 701 0 99 000	25,521.25
General - Board issues	199 E 41 6211 91 701 0 99 000	-
Sale of Surplus Properties	199 E 41 6211 91 701 0 99 000	4,662.50
Real Estate Transaction with Alex Gonzales	199 E 41 6211 91 701 0 99 000	2,595.00
Real Estate Transaction with Artist Boat	199 E 41 6211 91 701 0 99 000	10,377.50
	<u>199 E 41 6211 91 701 0 99 000</u>	<u>85,383.45</u>

		Budget	Actual	Balance	% of Budget Expensed
Summary for PO by account number	622 E 81 6626 AA 001 0 99 NBH	-	-	-	
	622 E 81 6626 AA 001 0 99 NNT	-	-	-	
	622 E 81 6626 EE 001 0 99 NCS	-	-	-	
	199 E 41 6211 91 701 0 99 000	<u>120,000.00</u>	<u>85,383.45</u>	<u>34,616.55</u>	
		<u>120,000.00</u>	<u>85,383.45</u>	<u>34,616.55</u>	71%
	Total Legal Fees Billed				
Thompson & Horton LLP		85,383.45			
Law Office of E. Renee Crenshaw		-			
		<u>85,383.45</u>			