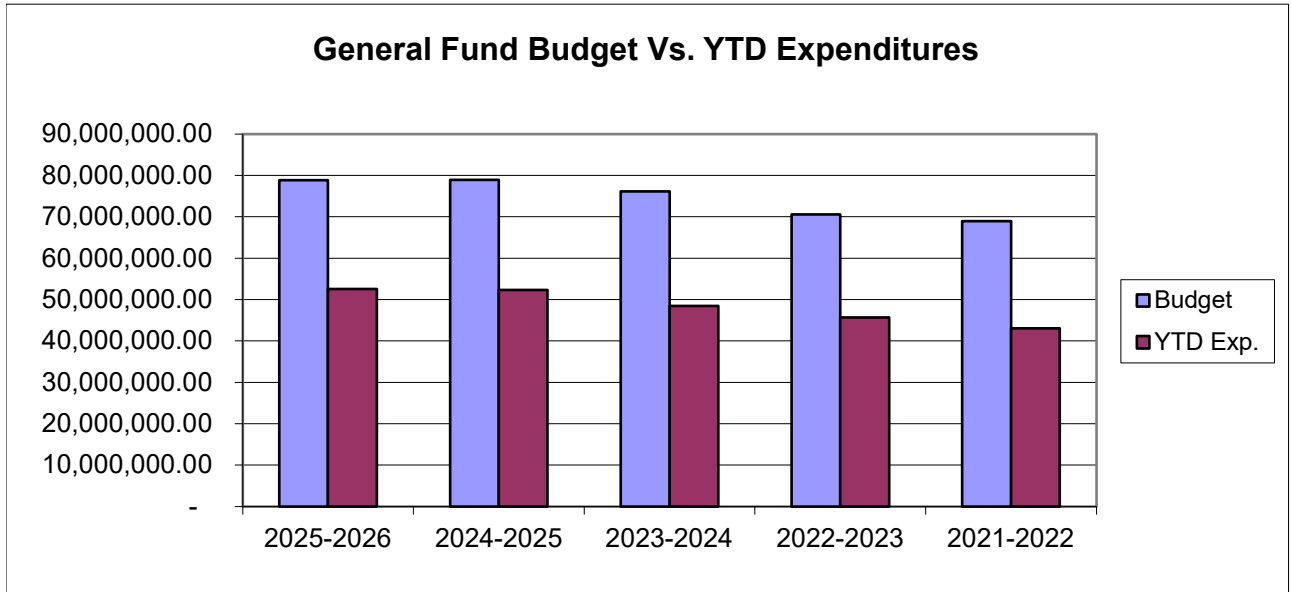
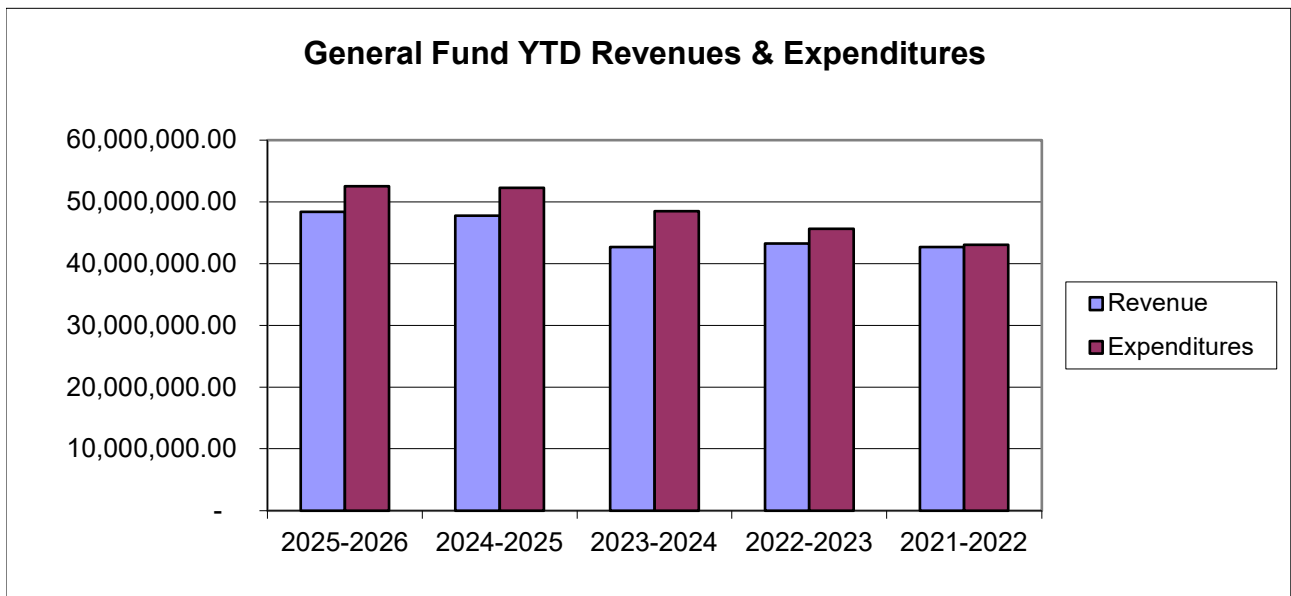


**MAR 31ST FINANCIAL REPORT  
YEAR TO DATE COMPARISON**

	<b>2025-2026</b>	<b>2024-2025</b>	<b>2023-2024</b>	<b>2022-2023</b>	<b>2021-2022</b>
<b>Budget</b>	78,835,485.00	78,907,367.00	76,180,035.00	70,571,134.00	68,952,794.00
<b>YTD Exp.</b>	52,550,392.00	52,300,695.00	48,466,825.00	45,662,311.00	43,024,680.00

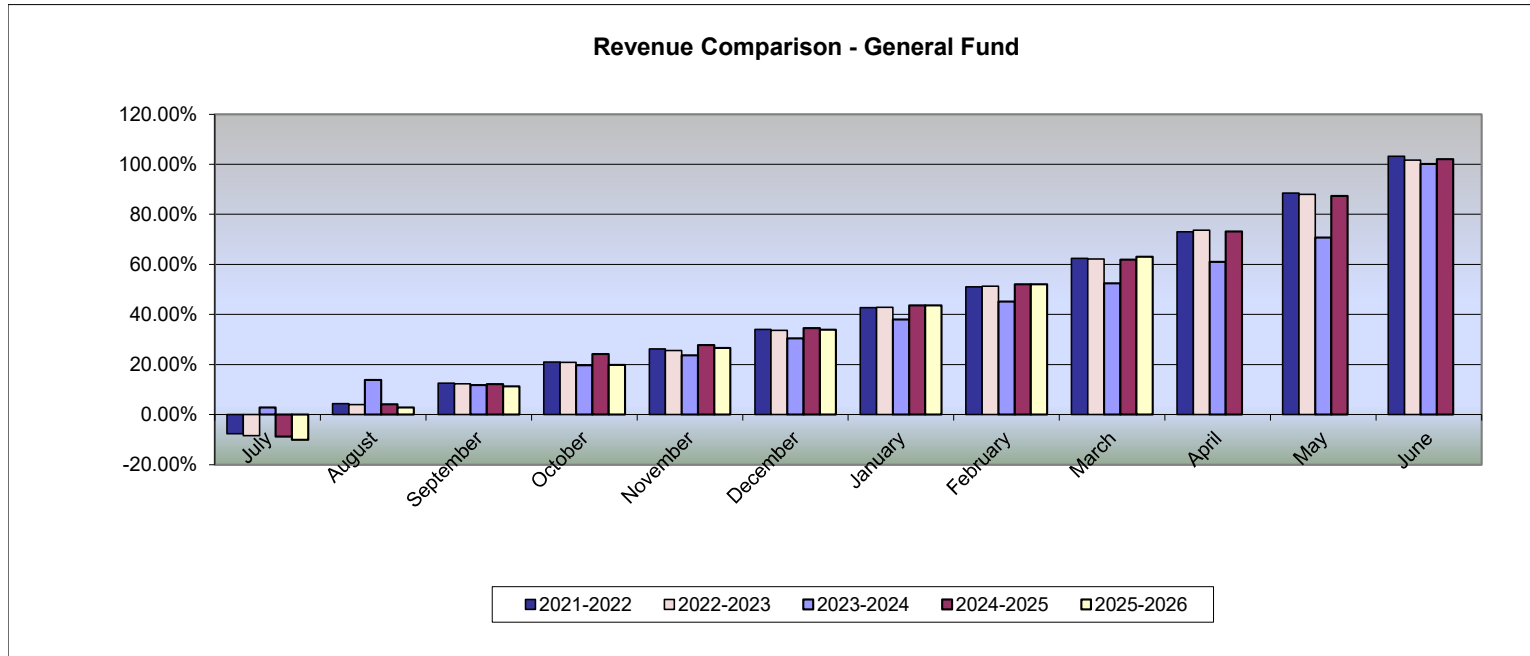


	<b>2025-2026</b>	<b>2024-2025</b>	<b>2023-2024</b>	<b>2022-2023</b>	<b>2021-2022</b>
<b>Revenue</b>	48,362,176.00	47,765,863.00	42,681,509.00	43,234,010.00	42,688,064.00
<b>Expenditures</b>	52,550,392.00	52,300,695.00	48,466,825.00	45,662,311.00	43,024,680.00



**ISD 877 BUFFALO-HANOVER-MONTROSE**  
**MAR 31ST FINANCIAL REPORT**  
**REVENUE COMPARISON**  
**GENERAL FUND**

	2021-2022		2022-2023		2023-2024		2024-2025		2025-2026	
	\$ Year to Date	% of Budget	\$ Year to Date	% of Budget	\$ Year to Date	% of Budget	\$ Year to Date	% of Budget	\$ Year to Date	% of Budget
<b>July</b>	(5,220,747)	-7.63%	(5,850,825)	-8.41%	(6,239,612)	-8.10%	(6,800,728)	-8.81%	(7,731,383)	-10.07%
<b>August</b>	2,967,493	4.34%	2,747,699	3.95%	2,881,572	3.74%	3,197,256	4.14%	2,141,431	2.79%
<b>September</b>	8,581,064	12.54%	8,596,134	12.35%	8,140,152	10.57%	9,389,840	12.17%	8,682,882	11.31%
<b>October</b>	14,353,985	20.98%	14,498,388	20.83%	14,869,494	19.30%	18,691,352	24.22%	15,243,434	19.85%
<b>November</b>	17,950,091	26.24%	17,813,832	25.59%	19,631,775	25.48%	21,458,549	27.81%	20,422,528	26.60%
<b>December</b>	23,233,453	33.96%	23,450,234	33.69%	25,464,111	33.06%	26,666,280	34.56%	26,042,080	33.92%
<b>January</b>	29,224,812	42.72%	29,814,153	42.83%	31,733,372	41.19%	33,651,990	43.61%	33,499,939	43.63%
<b>February</b>	34,883,311	50.99%	35,713,240	51.31%	38,867,215	50.45%	40,134,842	52.02%	39,951,479	52.03%
<b>March</b>	42,688,064	62.40%	43,234,010	62.11%	42,681,509	55.41%	47,765,863	61.91%	48,362,176	62.99%
<b>April</b>	49,954,772	73.02%	51,252,959	73.63%	54,603,604	70.88%	56,395,197	73.09%		
<b>May</b>	60,578,162	88.55%	61,261,128	88.01%	66,181,043	85.91%	67,345,180	87.28%		
<b>June</b>	70,630,035	103.25%	70,773,411	101.67%	77,522,714	100.63%	78,774,417	102.09%		
<b>Budget</b>	68,408,650	100.00%	69,607,724	100.00%	77,034,380	100.00%	77,159,057	100.00%	76,783,263	100.00%



**ISD 877 BUFFALO-HANOVER-MONTROSE**  
**MAR 31ST FINANCIAL REPORT**  
**EXPENDITURE COMPARISON**  
**GENERAL FUND**

	2021-2022		2022-2023		2023-2024		2024-2025		2025-2026	
	\$ Year to Date	% of Budget	\$ Year to Date	% of Budget	\$ Year to Date	% of Budget	\$ Year to Date	% of Budget	\$ Year to Date	% of Budget
<b>July</b>	(35,226)	-0.05%	525,086	0.74%	462,543	0.61%	774,615	0.99%	1,205,194	1.53%
<b>August</b>	3,118,805	4.52%	3,828,381	5.42%	4,272,503	5.61%	4,586,652	5.85%	4,926,731	6.25%
<b>September</b>	8,999,264	13.05%	10,023,681	14.20%	10,782,266	14.15%	12,190,342	15.56%	12,025,872	15.25%
<b>October</b>	15,158,581	21.98%	16,607,464	23.53%	17,919,634	23.52%	19,754,755	25.21%	19,296,593	24.48%
<b>November</b>	20,943,857	30.37%	22,152,355	31.39%	24,109,601	31.65%	26,050,144	33.24%	26,047,524	33.04%
<b>December</b>	26,359,085	38.23%	28,180,065	39.93%	30,354,722	39.85%	32,530,076	41.51%	32,796,099	41.60%
<b>January</b>	31,946,219	46.33%	34,050,099	48.25%	36,173,226	47.48%	39,212,918	50.04%	39,118,474	49.62%
<b>February</b>	37,233,598	54.00%	39,871,086	56.50%	42,167,021	55.35%	45,523,518	58.09%	45,658,884	57.92%
<b>March</b>	43,024,680	62.40%	45,662,311	64.70%	48,466,825	63.62%	52,300,695	66.74%	52,550,393	66.66%
<b>April</b>	49,337,671	71.55%	51,949,108	73.61%	54,811,712	71.95%	58,460,987	74.60%		
<b>May</b>	56,608,033	82.10%	58,653,282	83.11%	61,342,190	80.52%	64,791,417	82.68%		
<b>June</b>	68,692,168	99.62%	70,891,165	100.45%	75,712,013	99.39%	77,851,332	99.34%		
<b>Budget</b>	68,952,794	100.00%	70,571,134	100.00%	76,180,035	100.00%	78,368,560	100.00%	78,835,485	100.00%

