

July 2025								
Fund Balance Report		Month To Date		Year To Date		Fund Balance		
Fund	Description	Expense	Income	Expense	Income	YTD Change	Start Of Year	Current
10	Education Fund	\$229,867.61	\$200,314.87	\$229,867.61	\$200,314.87	-\$29,552.74	\$4,477,781.21	\$4,448,228.47
20	Oper, Build, Maint Fund	\$294,571.29	\$6,102.27	\$294,571.29	\$6,102.27	-\$288,469.02	\$432,062.08	\$143,593.06
30	Debt Service Fund	\$0.00	\$6,882.58	\$0.00	\$6,882.58	\$6,882.58	\$393,880.20	\$400,762.78
40	Transportation Fund	\$0.00	\$320.70	\$0.00	\$320.70	\$320.70	\$97,437.41	\$97,758.11
50	J.M.R.F. / Soc. Sec. Fund	\$8,275.51	\$518.03	\$8,275.51	\$518.03	-\$7,757.48	\$157,393.69	\$149,636.21
60	Capital Projects Fund	\$0.00	\$819.92	\$0.00	\$819.92	\$819.92	\$62,357.86	\$63,177.78
70	Working Cash Fund	\$0.00	\$1,721.67	\$0.00	\$1,721.67	\$1,721.67	\$523,097.39	\$524,819.06
		\$532,714.41	\$216,680.04	\$532,714.41	\$216,680.04	-\$316,034.37	\$6,144,009.84	\$5,827,975.47
				ALL FUNDS	10,20,30,40,50,60,70	5,827,975.47	OPERATING MONTHS	10.14
				OPERATING PLUS WORKING	10,20,40,50,70	\$5,364,034.91	OPERATING MONTHS	9.33
				OPERATING ONLY	10,20,40,50	\$4,839,215.85	OPERATING MONTHS	8.42

Fund Balance Report**Month To Date**

Fund	Description	Expense	Income
10	Education Fund	\$297,138.29	\$110,961.61
20	Oper, Build, Maint Fund	\$167,274.87	\$42,829.71
30	Debt Service Fund Or Fund Group	\$0.00	\$9,414.53
40	Transportation Fund	\$3,759.07	\$259.21
50	I.M.R.F. / Soc. Sec. Fund	\$8,312.12	\$1,841.58
60	Capital Projects Fund	\$0.00	\$225.48
70	Working Cash Fund	\$0.00	\$1,391.57
		\$476,484.35	\$166,923.69

August 2025

Year To Date

Fund Balance

Expense	Income	YTD Change	Start Of Year
\$527,005.90	\$311,276.48	-\$215,729.42	\$4,477,781.21
\$461,846.16	\$48,931.98	-\$412,914.18	\$432,062.08
\$0.00	\$16,297.11	\$16,297.11	\$393,880.20
\$3,759.07	\$579.91	-\$3,179.16	\$97,437.41
\$16,587.63	\$2,359.61	-\$14,228.02	\$157,393.69
\$0.00	\$1,045.40	\$1,045.40	\$62,357.86
\$0.00	\$3,113.24	\$3,113.24	\$523,097.39
\$1,009,198.76	\$383,603.73	-\$625,595.03	\$6,144,009.84

ALL FUNDS	10,20,30,40,50,60,70	5,518,414.81	OPERATING MONTHS
OPERATING PLUS WORKI	10,20,40,50,70	\$5,044,834.24	OPERATING MONTHS
OPERATING ONLY	10,20,40,50	\$4,518,623.61	OPERATING MONTHS

Current

\$4,262,051.79
\$19,147.90
\$410,177.31
\$94,258.25
\$143,165.67
\$63,403.26
\$526,210.63
\$5,518,414.81

9.60

8.77

7.86

Fund Balance Report**Month To Date**

Fund	Description	Expense	Income
10	Education Fund	\$507,591.43	#####
20	Oper, Build, Maint Fund	\$101,782.81	\$298,948.42
30	Debt Service Fund Or Fund Group	\$0.00	\$350,324.85
40	Transportation Fund	\$6,723.62	\$160.28
50	I.M.R.F. / Soc. Sec. Fund	\$14,779.23	\$258.91
60	Capital Projects Fund	\$0.00	\$215.41
70	Working Cash Fund	\$0.00	\$860.49
		\$630,877.09	#####

September 2025

Year To Date

Fund Balance

Expense	Income	YTD Change	Start Of Year
\$1,034,597.33	\$2,614,220.76	\$1,579,623.43	\$4,477,781.21
\$563,628.97	\$347,880.40	-\$215,748.57	\$432,062.08
\$0.00	\$366,621.96	\$366,621.96	\$393,880.20
\$10,482.69	\$740.19	-\$9,742.50	\$97,437.41
\$31,366.86	\$2,618.52	-\$28,748.34	\$157,393.69
\$0.00	\$1,260.81	\$1,260.81	\$62,357.86
\$0.00	\$3,973.73	\$3,973.73	\$523,097.39
\$1,640,075.85	\$3,337,316.37	\$1,697,240.52	\$6,144,009.84

ALL FUNDS	10,20,30,40,50,60,70	7,841,250.36	OPERATING MONTHS
OPERATING PLUS WORKI	10,20,40,50,70	\$7,017,129.53	OPERATING MONTHS
OPERATING ONLY	10,20,40,50	\$6,490,058.41	OPERATING MONTHS

Current

\$6,057,404.64
\$216,313.51
\$760,502.16
\$87,694.91
\$128,645.35
\$63,618.67
\$527,071.12
\$7,841,250.36

13.64

12.20

11.29

October 2025

Fund Balance Report		Month To Date		Year To Date		Fund Balance		
Fund	Description	Expense	Income	Expense	Income	YTD Change	Start Of Year	Current
10	Education Fund	\$461,649.76	\$167,754.23	\$1,496,247.09	\$2,781,974.99	\$1,285,727.90	\$4,477,781.21	\$5,763,509.11
20	Oper, Build, Maint Fund	\$72,538.02	\$7,112.98	\$636,166.99	\$354,993.38	-\$281,173.61	\$432,062.08	\$150,888.47
30	Debt Service Fund Or Fund Group	\$0.00	\$10,069.86	\$0.00	\$376,691.82	\$376,691.82	\$393,880.20	\$770,572.02
40	Transportation Fund	\$0.00	\$14,093.91	\$10,482.69	\$14,834.10	\$4,351.41	\$97,437.41	\$101,788.82
50	I.M.R.F. / Soc. Sec. Fund	\$15,491.73	\$267.41	\$46,858.59	\$2,885.93	-\$43,972.66	\$157,393.69	\$113,421.03
60	Capital Projects Fund	\$0.00	\$218.28	\$0.00	\$1,479.09	\$1,479.09	\$62,357.86	\$63,836.95
70	Working Cash Fund	\$0.00	\$888.73	\$0.00	\$4,862.46	\$4,862.46	\$523,097.39	\$527,959.85
		\$549,679.51	\$200,405.40	\$2,189,755.36	\$3,537,721.77	\$1,347,966.41	\$6,144,009.84	\$7,491,976.25
				ALL FUNDS	10,20,30,40,50,60,70	7,491,976.25	OPERATING MONTHS	13.03
				OPERATING PLUS WORKI	10,20,40,50,70	\$6,657,567.28	OPERATING MONTHS	11.58
				OPERATING ONLY	10,20,40,50	\$6,129,607.43	OPERATING MONTHS	10.66

November 2025								
Fund Balance Report		Month To Date		Year To Date			Fund Balance	
Fund	Description	Expense	Income	Expense	Income	YTD Change	Start Of Year	Current
10	Education Fund	\$478,858.12	\$64,427.58	\$1,975,105.21	\$2,846,402.57	\$871,297.36	\$4,477,781.21	\$5,349,078.57
20	Oper, Build, Maint Fund	\$45,264.85	\$556.03	\$681,431.84	\$355,549.41	-\$325,882.43	\$432,062.08	\$106,179.65
30	Debt Service Fund Or Fund Group	\$0.00	\$2,470.65	\$0.00	\$379,162.47	\$379,162.47	\$393,880.20	\$773,042.67
40	Transportation Fund	\$6,530.38	\$125.39	\$17,013.07	\$14,959.49	-\$2,053.58	\$97,437.41	\$95,383.83
50	I.M.R.F. / Soc. Sec. Fund	\$18,413.92	\$202.55	\$65,272.51	\$3,088.48	-\$62,184.03	\$157,393.69	\$95,209.66
60	Capital Projects Fund	\$0.00	\$204.96	\$0.00	\$1,684.05	\$1,684.05	\$62,357.86	\$64,041.91
70	Working Cash Fund	\$0.00	\$673.18	\$0.00	\$5,535.64	\$5,535.64	\$523,097.39	\$528,633.03
		\$549,067.27	\$68,660.34	\$2,738,822.63	\$3,606,382.11	\$867,559.48	\$6,144,009.84	\$7,011,569.32
				ALL FUNDS	10,20,30,40,50,60,70	7,011,569.32	OPERATING MONTHS	12.19
				OPERATING PLUS WORKING	10,20,40,50,70	\$6,174,484.74	OPERATING MONTHS	10.74
				OPERATING ONLY	10,20,40,50	\$5,645,851.71	OPERATING MONTHS	9.82

December 2025								
Fund Balance Report		Month To Date		Year To Date		Fund Balance		
Fund	Description	Expense	Income	Expense	Income	YTD Change	Start Of Year	Current
10	Education Fund	\$529,002.77	\$139,279.44	\$2,504,107.98	\$2,985,682.01	\$481,574.03	\$4,477,781.21	\$4,959,355.24
20	Oper, Build, Maint Fund	\$50,976.24	\$5,688.07	\$732,382.33	\$361,237.48	-\$371,144.85	\$432,062.08	\$60,917.23
30	Debt Service Fund Or Fund Group	\$730,750.00	\$8,353.55	\$730,750.00	\$387,516.02	-\$343,233.98	\$393,880.20	\$50,646.22
40	Transportation Fund	\$5,290.00	\$104.67	\$22,303.07	\$15,064.16	-\$7,238.91	\$97,437.41	\$90,198.50
50	I.M.R.F. / Soc. Sec. Fund	\$14,776.26	\$169.09	\$80,048.77	\$3,257.57	-\$76,791.20	\$157,393.69	\$80,602.49
60	Capital Projects Fund	\$0.00	\$203.48	\$0.00	\$1,887.53	\$1,887.53	\$62,357.86	\$64,245.39
70	Working Cash Fund	\$0.00	\$561.95	\$0.00	\$6,097.59	\$6,097.59	\$523,097.39	\$529,194.98
		#####	\$154,360.25	\$4,069,592.15	\$3,760,742.36	-\$308,849.79	\$6,144,009.84	\$5,835,160.05
				ALL FUNDS	10,20,30,40,50,60,70	5,835,160.05	OPERATING MONTHS	10.15
				OPERATING PLUS WORKING	10,20,40,50,70	\$5,720,268.44	OPERATING MONTHS	9.95
				OPERATING ONLY	10,20,40,50	\$5,191,073.46	OPERATING MONTHS	9.03

January 2026								
Fund Balance Report		Month To Date		Year To Date			Fund Balance	
Fund	Description	Expense	Income	Expense	Income	YTD Change	Start Of Year	Current
10	Education Fund	\$435,585.95	\$114,316.87	\$2,939,693.93	\$3,099,998.88	\$160,304.95	\$4,477,781.21	\$4,638,086.16
20	Oper, Build, Maint Fund	\$166,482.07	\$378.17	\$898,864.40	\$361,615.65	-\$537,248.75	\$432,062.08	-\$105,186.67
30	Debt Service Fund Or Fund Group	\$0.00	\$154.72	\$730,750.00	\$387,670.74	-\$343,079.26	\$393,880.20	\$50,800.94
40	Transportation Fund	\$11,199.46	\$12,962.80	\$33,502.53	\$28,026.96	-\$5,475.57	\$97,437.41	\$91,961.84
50	I.M.R.F. / Soc. Sec. Fund	\$14,615.48	\$8,361.64	\$94,664.25	\$11,619.21	-\$83,045.04	\$157,393.69	\$74,348.65
60	Capital Projects Fund	\$0.00	\$242,196.48	\$0.00	\$244,084.01	\$244,084.01	\$62,357.86	\$306,441.87
70	Working Cash Fund	\$0.00	\$457.84	\$0.00	\$6,555.43	\$6,555.43	\$523,097.39	\$529,652.82
		\$627,882.96	\$378,828.52	\$4,697,475.11	\$4,139,570.88	-\$557,904.23	\$6,144,009.84	\$5,586,105.61
				ALL FUNDS	10,20,30,40,50,60,70	5,586,105.61	OPERATING MONTHS	9.71
				OPERATING PLUS WORKING	10,20,40,50,70	\$5,228,862.80	OPERATING MONTHS	9.09
				OPERATING ONLY	10,20,40,50	\$4,699,209.98	OPERATING MONTHS	8.17

February 2026

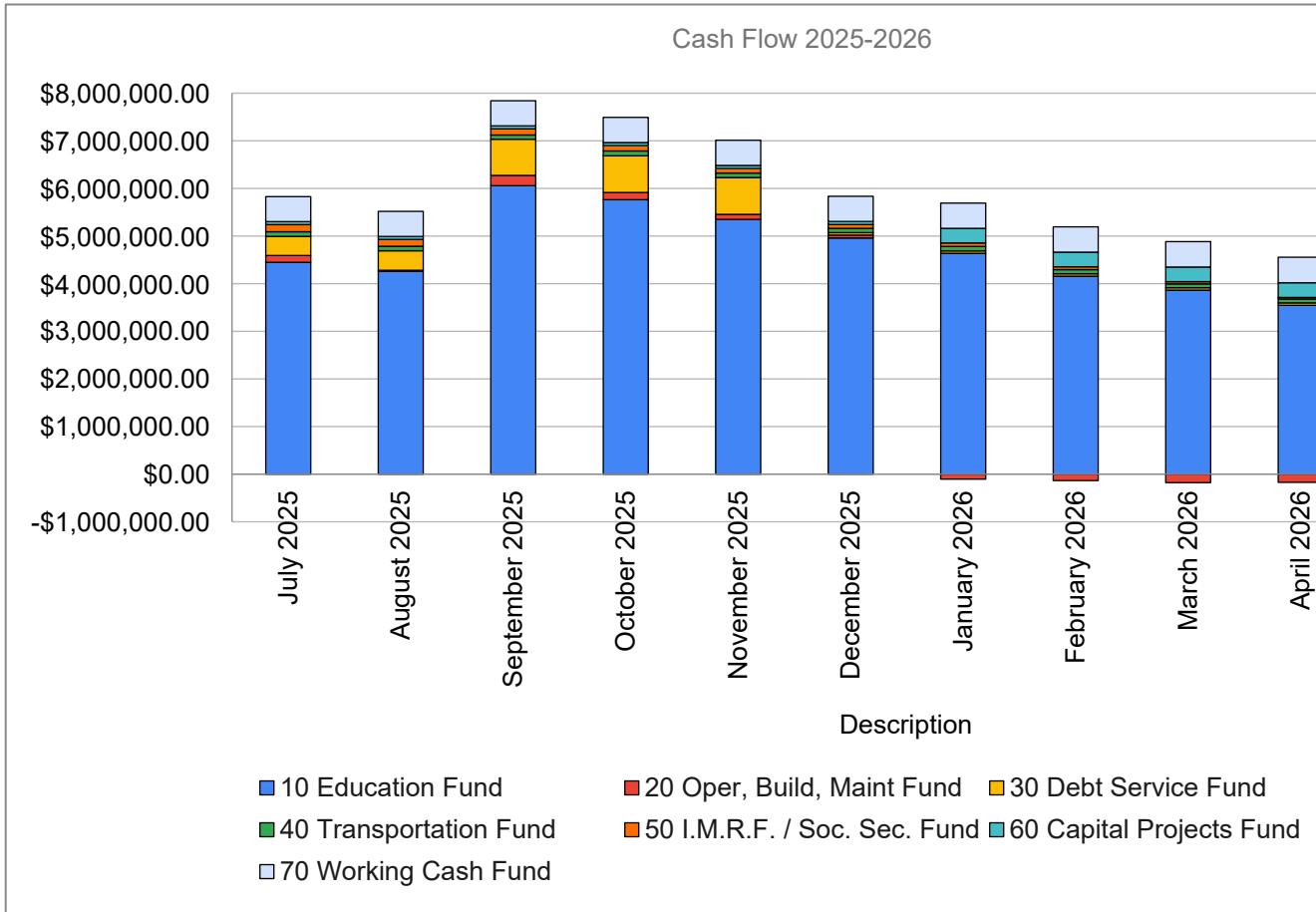
Fund Balance Report		Month To Date		Year To Date		Fund Balance		
Fund	Description	Expense	Income	Expense	Income	YTD Change	Start Of Year	Current
10	Education Fund	\$527,991.88	\$47,278.15	\$3,467,685.81	\$3,147,277.03	-\$320,408.78	\$4,477,781.21	\$4,157,372.43
20	Oper, Build, Maint Fund	\$58,074.15	\$26,837.09	\$955,373.26	\$388,452.74	-\$566,920.52	\$432,062.08	-\$134,858.44
30	Debt Service Fund Or Fund Group	\$0.00	\$139.43	\$730,750.00	\$387,810.17	-\$342,939.83	\$393,880.20	\$50,940.37
40	Transportation Fund	\$5,584.49	\$307.40	\$39,087.02	\$28,334.36	-\$10,752.66	\$97,437.41	\$86,684.75
50	I.M.R.F. / Soc. Sec. Fund	\$14,835.27	\$496.55	\$109,499.52	\$12,115.76	-\$97,383.76	\$157,393.69	\$60,009.93
60	Capital Projects Fund	\$0.00	\$769.97	\$0.00	\$244,853.98	\$244,853.98	\$62,357.86	\$307,211.84
70	Working Cash Fund	\$0.00	\$1,650.30	\$0.00	\$8,205.73	\$8,205.73	\$523,097.39	\$531,303.12
		\$606,485.79	\$77,478.89	\$5,302,395.61	\$4,217,049.77	-\$1,085,345.84	\$6,144,009.84	\$5,058,664.00
				ALL FUNDS	10,20,30,40,50,60,70	5,058,664.00	OPERATING MONTHS	8.80
				OPERATING PLUS WORKING	10,20,40,50,70	\$4,700,511.79	OPERATING MONTHS	8.17
				OPERATING ONLY	10,20,40,50	\$4,169,208.67	OPERATING MONTHS	7.25

March 2026								
Fund Balance Report		Month To Date		Year To Date		Fund Balance		
Fund	Description	Expense	Income	Expense	Income	YTD Change	Start Of Year	Current
10	Education Fund	\$442,280.92	\$149,103.92	\$3,909,966.73	\$3,296,380.95	-\$613,585.78	\$4,477,781.21	\$3,864,195.43
20	Oper, Build, Maint Fund	\$70,495.21	\$27,055.22	\$1,025,868.47	\$415,507.96	-\$610,360.51	\$432,062.08	-\$178,298.43
30	Debt Service Fund Or Fund Group	\$6,520.10	\$153.50	\$730,750.00	\$387,963.67	-\$342,786.33	\$393,880.20	\$51,093.87
40	Transportation Fund	\$14,521.52	\$356.59	\$45,607.12	\$28,690.95	-\$16,916.17	\$97,437.41	\$80,521.24
50	I.M.R.F. / Soc. Sec. Fund	\$0.00	\$576.02	\$124,021.04	\$12,691.78	-\$111,329.26	\$157,393.69	\$46,064.43
60	Capital Projects Fund	\$0.00	\$925.87	\$0.00	\$245,779.85	\$245,779.85	\$62,357.86	\$308,137.71
70	Working Cash Fund	\$0.00	\$1,914.38	\$0.00	\$10,120.11	\$10,120.11	\$523,097.39	\$533,217.50
		\$533,817.75	\$180,085.50	\$5,836,213.36	\$4,397,135.27	-\$1,439,078.09	\$6,144,009.84	\$4,704,931.75
				ALL FUNDS	10,20,30,40,50,60,70	4,704,931.75	OPERATING MONTHS	8.18
				OPERATING PLUS WORKING	10,20,40,50,70	\$4,345,700.17	OPERATING MONTHS	7.56
				OPERATING ONLY	10,20,40,50	\$3,812,482.67	OPERATING MONTHS	6.63

April 2026								
Fund Balance Report		Month To Date		Year To Date			Fund Balance	
Fund	Description	Expense	Income	Expense	Income	YTD Change	Start Of Year	Current
10	Education Fund	\$452,089.81	\$133,812.82	\$4,362,056.54	\$3,430,193.77	-\$931,862.77	\$4,477,781.21	\$3,545,918.44
20	Oper, Build, Maint Fund	\$70,693.11	\$77,328.32	\$1,096,561.58	\$492,836.28	-\$603,725.30	\$432,062.08	-\$171,663.22
30	Debt Service Fund Or Fund Group	\$0.00	\$149.48	\$730,750.00	\$388,113.15	-\$342,636.85	\$393,880.20	\$51,243.35
40	Transportation Fund	\$12,166.16	\$13,295.70	\$57,773.28	\$41,986.65	-\$15,786.63	\$97,437.41	\$81,650.78
50	I.M.R.F. / Soc. Sec. Fund	\$14,655.82	\$675.50	\$138,676.86	\$13,367.28	-\$125,309.58	\$157,393.69	\$32,084.11
60	Capital Projects Fund	\$0.00	\$901.83	\$0.00	\$246,681.68	\$246,681.68	\$62,357.86	\$309,039.54
70	Working Cash Fund	\$0.00	\$2,245.03	\$0.00	\$12,365.14	\$12,365.14	\$523,097.39	\$535,462.53
		\$549,604.90	\$228,408.68	\$6,385,818.26	\$4,625,543.95	-\$1,760,274.31	\$6,144,009.84	\$4,383,735.53
				ALL FUNDS	10,20,30,40,50,60,70	4,383,735.53	OPERATING MONTHS	7.62
				OPERATING PLUS WORKING	10,20,40,50,70	\$4,023,452.64	OPERATING MONTHS	7.00
				OPERATING ONLY	10,20,40,50	\$3,487,990.11	OPERATING MONTHS	6.07

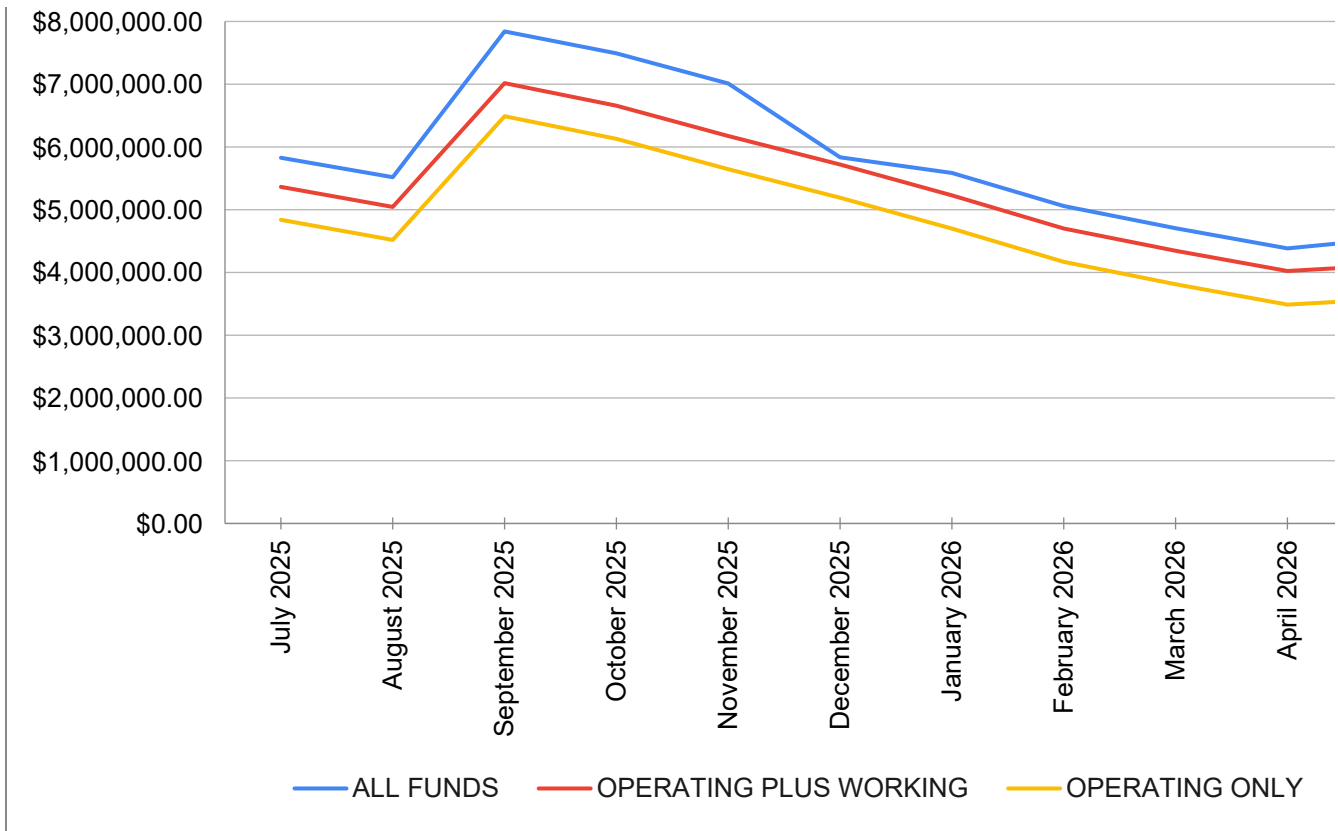
May 2026								
Fund Balance Report		Month To Date		Year To Date		Fund Balance		
Fund	Description	Expense	Income	Expense	Income	YTD Change	Start Of Year	Current
10	Education Fund	\$452,088.87	\$537,657.72	\$4,814,145.41	\$3,967,851.49	-\$846,293.92	\$4,477,781.21	\$3,631,487.29
20	Oper, Build, Maint Fund	\$73,281.55	\$87,294.34	\$1,169,843.13	\$580,130.62	-\$589,712.51	\$432,062.08	-\$157,650.43
30	Debt Service Fund Or Fund Group	\$0.00	\$71,399.92	\$730,750.00	\$459,513.07	-\$271,236.93	\$393,880.20	\$122,643.27
40	Transportation Fund	\$11,565.47	\$4,881.33	\$69,338.75	\$46,867.98	-\$22,470.77	\$97,437.41	\$74,966.64
50	I.M.R.F. / Soc. Sec. Fund	\$13,541.72	\$19,219.21	\$152,218.58	\$32,586.49	-\$119,632.09	\$157,393.69	\$37,761.60
60	Capital Projects Fund	\$0.00	\$932.08	\$0.00	\$247,613.76	\$247,613.76	\$62,357.86	\$309,971.62
70	Working Cash Fund	\$0.00	\$2,580.53	\$0.00	\$14,945.67	\$14,945.67	\$523,097.39	\$538,043.06
		\$550,477.61	\$723,965.13	\$6,936,295.87	\$5,349,509.08	-\$1,586,786.79	\$6,144,009.84	\$4,557,223.05
				ALL FUNDS	10,20,30,40,50,60,70	4,557,223.05	OPERATING MONTHS	7.93
				OPERATING PLUS WORKING	10,20,40,50,70	\$4,124,608.16	OPERATING MONTHS	7.17
				OPERATING ONLY	10,20,40,50	\$3,586,565.10	OPERATING MONTHS	6.24

Fund	Description	July 2025	August 2025	#####
10	Education Fund	\$4,448,228.47	\$4,262,051.79	\$6,057,404.64
20	Oper, Build, Maint Fund	\$143,593.06	\$19,147.90	\$216,313.51
30	Debt Service Fund	\$400,762.78	\$410,177.31	\$760,502.16
40	Transportation Fund	\$97,758.11	\$94,258.25	\$87,694.91
50	I.M.R.F. / Soc. Sec. Fund	\$149,636.21	\$143,165.67	\$128,645.35
60	Capital Projects Fund	\$63,177.78	\$63,403.26	\$63,618.67
70	Working Cash Fund	\$524,819.06	\$526,210.63	\$527,071.12

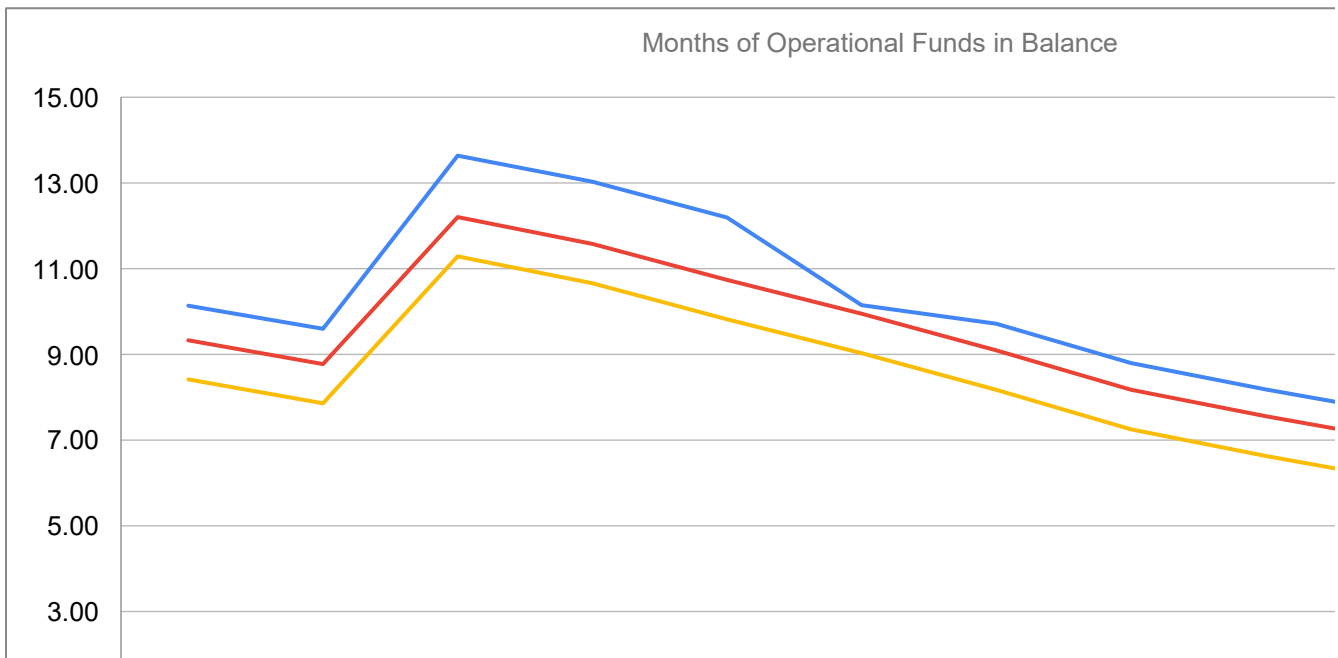



Total Funds	July 2025	August 2025	September 2025	October 2025
ALL FUNDS	\$5,827,975.47	\$5,518,414.81	\$7,841,250.36	\$7,491,976.25
OPERATING PLUS WORKING	\$5,364,034.91	\$5,044,834.24	\$7,017,129.53	\$6,657,567.28
OPERATING ONLY	\$4,839,215.85	\$4,518,623.61	\$6,490,058.41	\$6,129,607.43

Cash Balances

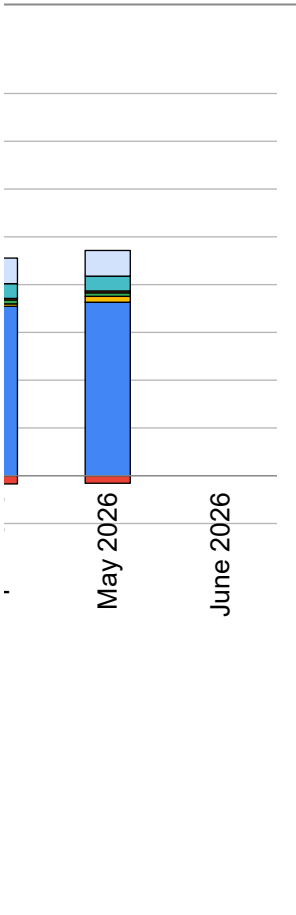


Operating Months	July 2025	August 2025	September 2025	October 2025
ALL FUNDS	10.14	9.60	13.64	13.03
OPERATING PLUS WORKING	9.33	8.77	12.20	11.58
OPERATING ONLY	8.42	7.86	11.29	10.66





October 2025	November 2025	December 2025	January 2026	February 2026	March 2026	April 2026
\$5,763,509.11	\$5,349,078.57	\$4,959,355.24	\$4,638,086.16	\$4,157,372.43	\$3,864,195.43	\$3,545,918.44
\$150,888.47	\$106,179.65	\$60,917.23	-\$105,186.67	-\$134,858.44	-\$178,298.43	-\$171,663.22
\$770,572.02	\$773,042.67	\$50,646.22	\$50,800.94	\$50,940.37	\$51,093.87	\$51,243.35
\$101,788.82	\$95,383.83	\$90,198.50	\$91,961.84	\$86,684.75	\$80,521.24	\$81,650.78
\$113,421.03	\$95,209.66	\$80,602.49	\$74,348.65	\$60,009.93	\$46,064.43	\$32,084.11
\$63,836.95	\$64,041.91	\$64,245.39	\$306,441.87	\$307,211.84	\$308,137.71	\$309,039.54
\$527,959.85	\$528,633.03	\$529,194.98	\$529,652.82	\$531,303.12	\$533,217.50	\$535,462.53

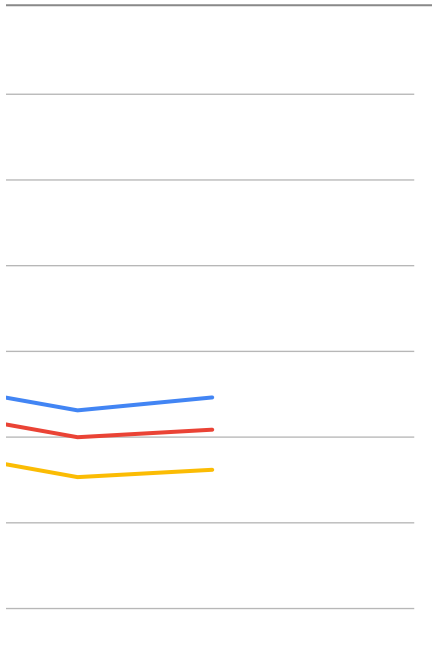


#####	#####	January 2026	February 2026	March 2026	April 2026	May 2026
\$7,011,569.32	\$5,835,160.05	\$5,586,105.61	\$5,058,664.00	\$4,704,931.75	\$4,383,735.53	4,557,223.05
\$6,174,484.74	\$5,720,268.44	\$5,228,862.80	\$4,700,511.79	\$4,345,700.17	\$4,023,452.64	\$4,124,608.16
\$5,645,851.71	\$5,191,073.46	\$4,699,209.98	\$4,169,208.67	\$3,812,482.67	\$3,487,990.11	\$3,586,565.10





#####	#####	January 2026	February 2026	March 2026	April 2026	May 2026
		12.19	10.15	9.71	8.18	7.93
		10.74	9.95	9.09	7.56	7.17
		9.82	9.03	8.17	6.63	6.24



ONLY

April 2026

May 2026

June 2026

May 2026	June 2026
\$3,631,487.29	
-\$157,650.43	
\$122,643.27	
\$74,966.64	
\$37,761.60	
\$309,971.62	
\$538,043.06	

June 2026

June 2026