

Nicollet Enrollment	Projected 25-26	9/1/2025	10/1/2025	11/1/2025	12/1/2025	1/1/2026	2/1/2026
Pre3		8	9	10	11	11	11
Pre4		13	12	12	12	12	12
ECSE	2	4	4	4	4	4	4
K	14	13	13	13	13	13	13
1	16	15	15	15	14	14	14
2	28	27	27	27	27	27	27
3	16	14	14	14	14	14	14
4	24	26	26	26	25	25	25
5	31	29	30	30	30	30	30
6	15	15	15	15	15	16	16
<b>K-6 Total</b>	<b>144</b>	<b>139</b>	<b>140</b>	<b>140</b>	<b>138</b>	<b>139</b>	<b>139</b>
7	24	21	21	21	20	20	20
8	16	19	19	19	19	18	18
9	26	25	25	26	25	25	25
10	20	19	19	19	19	19	19
11	29	32	32	32	31	31	31
12	25	29	29	29	29	29	28
<b>7-12 Total</b>	<b>140</b>	<b>145</b>	<b>145</b>	<b>146</b>	<b>143</b>	<b>142</b>	<b>141</b>
<b>K-12 Total</b>	<b>284</b>	<b>284</b>	<b>285</b>	<b>286</b>	<b>281</b>	<b>281</b>	<b>280</b>
<b>ECSE - 12 Total</b>	<b>286</b>	<b>288</b>	<b>289</b>	<b>290</b>	<b>285</b>	<b>285</b>	<b>284</b>
<i>updated</i>	<b>6.15.25</b>						
Pre-School	0.00	21.00	21.00	22.00	23.00	23.00	23.00
ECSE	2.00	4.00	4.00	4.00	4.00	4.00	4.00
K	14.00	13.00	13.00	13.00	13.00	13.00	13.00
Gr. 1-3	60.00	56.00	56.00	56.00	55.00	55.00	55.00
Gr. 4-6	70.00	70.00	71.00	71.00	70.00	71.00	71.00
Gr.7-12	140.00	145.00	145.00	146.00	143.00	142.00	141.00
Total K-12	284.00	284.00	285.00	286.00	281.00	281.00	280.00
Total ECSE-12	286.00	288.00	289.00	290.00	285.00	285.00	284.00
<b>Total Pre/ECSE-12</b>	<b>286.00</b>	<b>309.00</b>	<b>310.00</b>	<b>312.00</b>	<b>308.00</b>	<b>308.00</b>	<b>307.00</b>
<b>ELL</b>							
Total Adj ADMs (ECSE-12)	<b>314.00</b>	<b>317.00</b>	<b>318.00</b>	<b>319.20</b>	<b>313.60</b>	<b>313.40</b>	<b>312.20</b>

3/1/2026	4/1/2026
11	11
12	12
4	2
13	13
14	14
28	28
14	14
25	25
30	30
16	16
<b>140</b>	<b>140</b>
20	19
18	18
26	26
19	19
31	29
28	28
<b>142</b>	<b>139</b>
<b>282</b>	<b>279</b>
<b>286</b>	<b>281</b>
<i>23.00</i>	<i>23.00</i>
<i>4.00</i>	<i>2.00</i>
<i>13.00</i>	<i>13.00</i>
<i>56.00</i>	<i>56.00</i>
<i>71.00</i>	<i>71.00</i>
<i>142.00</i>	<i>139.00</i>
<i>282.00</i>	<i>279.00</i>
<i>286.00</i>	<i>281.00</i>
<b><i>309.00</i></b>	<b><i>304.00</i></b>
<b>314.40</b>	<b>308.80</b>

**507 Cash and Investment Balance**

Account	EOM	EOM	EOM	EOM	EOM	EOM	EOM	EOM
	7.1.25	7.31.25	8.31.25	9.30.25	10.31.25	11.30.25	12.31.25	1.31.26
MSDLAF	1,064,766.69	961,482.35	1,138,254.54	1,297,517.18	1,384,131.95	1,353,676.52	1,128,012.20	639,381.12
MSDLAF 2026A Bond								
ProGrowth Check	368,120.49	187,122.98	163,320.33	164,660.47	129,600.44	85,112.55	263,359.88	187,108.03
ProGrowth Scholarship	1,552.38	1,552.38	1,552.38	630.99	630.99	630.99	631.09	631.09
US Savings Bonds	33,983.00	33,983.00	33,983.00	33,983.00	33,983.00	33,535.00	33,535.00	33,535.00
Activity Cash Bags	650.00	650.00	650.00	650.00	650.00	650.00	650.00	650.00

<b>Total</b>	<b>1,469,072.56</b>	<b>1,184,790.71</b>	<b>1,337,760.25</b>	<b>1,497,441.64</b>	<b>1,548,996.38</b>	<b>1,473,605.06</b>	<b>1,426,188.17</b>	<b>861,305.24</b>
Increase/Decrease		(284,281.85)	152,969.54	159,681.39	51,554.74	(75,391.32)	(47,416.89)	(564,882.93)
Balance Minus 2026A Bonds								

Short Term Debt		2025B Bonds	981,927.87	981,927.87	981,927.87	981,927.87	981,927.87	981,927.87
-----------------	--	-------------	------------	------------	------------	------------	------------	------------

Actual Cash	CASH Not Part of AAC Bond Sale		515,513.77	567,068.51	491,677.19	444,260.30	(120,622.63)	
Actual Cash Minus 2026A Bonds								
Upcoming Large Expenditure			625,000.00	625,000.00	625,000.00	644,761.25		0.00

Bond Payments Due End of January 2026 - Debt Srvc

Cash remaining after January debt service bond payments 781,426.92

MSDLAF 2026A Bond	Beg Balance	Dividends	MAX Class	Liquid Class	Short Term Inv	Ending Bal
February 2026	8,609,479.81	8,464.91	8,203,274.39	414,670.33		8,617,944.72
March 2026	8,617,944.72	11,408.43	3,430,536.42	18,924.42	5,390,000.00	8,839,460.84

EOM	EOM
<b>2.28.26</b>	<b>3.31.26</b>
608,831.28	716,048.14
8,617,944.72	8,123,412.70
129,285.77	201,585.22
631.09	631.19
33,535.00	33,535.00
650.00	650.00

<b>9,390,877.86</b>	<b>9,075,862.25</b>
8,529,572.62	(315,015.61)
772,933.14	952,449.55

8,438,428.31 ck

981,927.87	981,927.87
------------	------------

8,408,949.99	8,093,934.38
(208,994.73)	(29,478.32)
0.00	0.00

(29,478.32) ck

# July 2025

# August 2025

# September 2025

6.30.25 thru 8.1.25	F34	F44	F34/44	F34/44
Total Hours	1,243	1,168	2,411	2,411
Personnel Expenses	22,564	20,887	43,451	43,451
Other Benefits	1,842	5,526	7,368	7,368
Other Expenses	2,788	1,538	4,327	4,327
<b>Total Expenses</b>	<b>27,195</b>	<b>27,951</b>	<b>55,146</b>	<b>55,146</b>
<b>Total Revenue</b>	<b>27,400</b>	<b>43,625</b>	<b>71,025</b>	<b>71,025</b>
Surplus/Deficit	205	15,674	15,879	15,879

8.4.25 thru 8.29.25	F34	F44	F34/44	F34/44
Total Hours	1,003	836	1,839	1,839
Personnel Expenses	18,281	14,857	33,138	33,138
Other Benefits	1,474	4,421	5,894	5,894
Other Expenses	2,231	1,231	3,462	3,462
<b>Total Expenses</b>	<b>21,986</b>	<b>20,508</b>	<b>42,494</b>	<b>42,494</b>
<b>Total Revenue</b>	<b>21,295</b>	<b>29,435</b>	<b>50,730</b>	<b>50,730</b>
Surplus/Deficit	(691)	8,927	8,236	8,236

9.1.25 thru 9.30.25	F34	F44	F34/44	F34/44
Total Hours	985	585	1,571	1,571
Personnel Expenses	18,159	10,506	28,665	28,665
Other Benefits	1,842	5,526	7,368	7,368
Other Expenses	2,788	1,538	4,327	4,327
<b>Total Expenses</b>	<b>22,790</b>	<b>17,570</b>	<b>40,360</b>	<b>40,360</b>
<b>Total Revenue</b>	<b>23,302</b>	<b>19,585</b>	<b>42,887</b>	<b>42,887</b>
Surplus/Deficit	512	2,015	2,527	2,527

Anticipated Expenses	55,146
Anticipated Revenue	71,025

Anticipated Expenses	42,494
Anticipated Revenue	50,730

Anticipated Expenses	40,360
Anticipated Revenue	42,887

Deficit/Surplus 15,879

Deficit/Surplus 8,236

Deficit/Surplus 2,527

F34 NECC	F44 Latchkey
Posted Expenses	3,436
Posted Revenue	17,763
Def/Sur	14,327
<b>F34/44 Posted Expenses</b>	<b>12,803</b>
<b>F34/44 Posted Revenues</b>	<b>48,480</b>

F34 NECC	F44 Latchkey
Posted Expenses	24,341
Posted Revenue	20,079
Def/Sur	(4,262)
<b>F34/44 Posted Expenses</b>	<b>55,900</b>
<b>F34/44 Posted Revenues</b>	<b>59,355</b>

F34 NECC	F44 Latchkey
Posted Expenses	27,377
Posted Revenue	30,060
Def/Sur	2,683
<b>F34/44 Posted Expenses</b>	<b>53,671</b>
<b>F34/44 Posted Revenues</b>	<b>62,223</b>

Deficit/Surplus 35,677

Deficit/Surplus 3,455

Deficit/Surplus 8,552

# October 2025

10.1.25 thru 10.31.25	F34	F44	F34/44	F34/44
Total Hours	1,116	521	1,637	1,637
Personnel Expenses	20,432	9,658	30,090	30,090
Other Benefits	1,842	5,526	7,368	7,368
Other Expenses	2,788	1,538	4,327	4,327
<b>Total Expenses</b>	<b>25,063</b>	<b>16,722</b>	<b>41,785</b>	<b>41,785</b>
<b>Total Revenue</b>	<b>23,297</b>	<b>22,638</b>	<b>45,935</b>	<b>45,935</b>
<b>Surplus/Deficit</b>	<b>(1,766)</b>	5,916	4,150	4,150

Check

Anticipated Expenses	41,785
Anticipated Revenue	45,935

Deficit/Surplus 4,150

F34 NECC		F44 Latchkey	
Posted Expenses	24,132	Posted Expenses	20,227
Posted Revenue	24,423	Posted Revenue	24,559
Def/Sur	291	Def/Sur	4,332
<b>F34/44 Posted Expenses</b>	<b>44,359</b>		
<b>F34/44 Posted Revenues</b>	<b>48,982</b>		

Deficit/Surplus 4,623

# November 2025

11.1.25 thru 11.30.25	F34	F44	F34/44	F34/44
Total Hours	898	505	1,404	1,404
Personnel Expenses	16,479	9,220	25,700	25,700
Other Benefits	1,474	4,421	5,894	5,894
Other Expenses	2,231	1,231	3,462	3,462
<b>Total Expenses</b>	<b>20,184</b>	<b>14,872</b>	<b>35,056</b>	<b>35,056</b>
<b>Total Revenue</b>	<b>18,408</b>	<b>21,319</b>	<b>39,727</b>	<b>39,727</b>
<b>Surplus/Deficit</b>	<b>(1,776)</b>	6,447	4,671	4,671

Check

Anticipated Expenses	35,056
Anticipated Revenue	39,727

Deficit/Surplus 4,671

F34 NECC		F44 Latchkey	
Posted Expenses	31,466	Posted Expenses	18,510
Posted Revenue	22,780	Posted Revenue	19,393
Def/Sur	(8,686)	Def/Sur	883
<b>F34/44 Posted Expenses</b>	<b>49,976</b>		
<b>F34/44 Posted Revenues</b>	<b>42,173</b>		

Deficit/Surplus (7,803)

# December 2025

12.1.25 thru 12.31.25	F34	F44	F34/44
Total Hours	884	432	1,315
Personnel Expenses	16,157	7,977	24,134
Other Benefits	1,842	5,526	7,368
Other Expenses	2,788	1,538	4,327
<b>Total Expenses</b>	<b>20,788</b>	<b>15,041</b>	<b>35,829</b>
<b>Total Revenue</b>	<b>20,243</b>	<b>25,170</b>	<b>45,413</b>
<b>Surplus/Deficit</b>	<b>(545)</b>	10,129	9,584

Anticipated Expenses	
Anticipated Revenue	

Deficit/Surplus 9,584

F34 NECC		F44 Latchkey	
Posted Expenses	24,364	Posted Expenses	
Posted Revenue	27,373	Posted Revenue	
Def/Sur	3,009	Def/Sur	
<b>F34/44 Posted Expenses</b>	<b>42,518</b>		
<b>F34/44 Posted Revenues</b>	<b>52,867</b>		

Deficit/Surplus 10,369

# January 2026

# February 2026

# Mar

F34/44	1.1.26 thru 1.31.26	F34	F44	F34/44	F34/44
1,315	Total Hours	859	537	1,396	1,396
24,134	Personnel Expenses	15,570	10,147	25,717	25,717
7,368	Other Benefits	1,474	4,421	5,894	5,894
4,327	Other Expenses	2,231	1,231	3,462	3,462
<b>35,829</b>	<b>Total Expenses</b>	<b>19,274</b>	<b>15,799</b>	<b>35,073</b>	<b>35,073</b>
45,413	Total Revenue	19,384	22,083	41,467	41,467
9,584	Surplus/Deficit	110	6,284	6,394	6,394
Check				Check	

2.1.26 thru 1.28.26	F34	F44	F34/44	F34/44
Total Hours	909	500	1,409	1,409
Personnel Expenses	16,846	9,685	26,531	26,531
Other Benefits	564	1,692	2,256	2,256
Other Expenses	2,231	1,231	3,462	3,462
<b>Total Expenses</b>	<b>19,641</b>	<b>12,608</b>	<b>32,249</b>	<b>32,249</b>
Total Revenue	18,264	22,843	41,107	41,107
Surplus/Deficit	(1,377)	10,234	8,858	13,146
Check			Check	

3.1.26 thru 3.31.26	F34
Total Hours	1,123
Personnel Expenses	20,900
Other Benefits	863
Other Expenses	2,788
<b>Total Expenses</b>	<b>24,551</b>
Total Revenue	18,111
Surplus/Deficit	(6,440)

<b>35,829</b>	<b>Anticipated Expenses</b>	<b>35,073</b>
<b>45,413</b>	<b>Anticipated Revenue</b>	<b>41,467</b>

<b>32,249</b>	<b>Anticipated Expenses</b>	<b>32,249</b>
<b>41,107</b>	<b>Anticipated Revenue</b>	<b>41,107</b>

84	Deficit/Surplus	6,394
----	-----------------	-------

	Deficit/Surplus	8,858
--	-----------------	-------

	De
--	----

	F34 NECC	F44 Latchkey
18,154	Posted Expenses 23,274	Posted Expenses 15,373
25,494	Posted Revenue 21,200	Posted Revenue 21,137
7,340	Def/Sur (2,074)	Def/Sur 5,764
	<b>F34/44 Posted Expenses 38,647</b>	
	<b>F34/44 Posted Revenues 42,337</b>	

	F34 NECC	F44 Latchkey
	Posted Expenses 18,953	Posted Expenses 15,382
	Posted Revenue 28,018	Posted Revenue 24,819
	Def/Sur 9,065	Def/Sur 9,437
	<b>F34/44 Posted Expenses 34,335</b>	
	<b>F34/44 Posted Revenues 52,837</b>	

	F34 NECC
	Posted Expenses 24,818
	Posted Revenue 24,945
	Def/Sur 127
	<b>F34/44 Posted</b>
	<b>F34/44 Posted</b>

349	Deficit/Surplus	3,690
-----	-----------------	-------

	Deficit/Surplus	18,502
--	-----------------	--------

	De
--	----

# March 2026

# July thru March 2026

F44	F34/44	F34/44
557	1,680	1,680
10,500	31,400	31,400
2,588	3,451	3,451
1,538	4,327	4,327
<b>14,627</b>	<b>39,178</b>	<b>39,178</b>
25,496	43,607	43,607
10,869	4,429	4,429
	Check	

6.30.25 thru 3.31.26	F34	F44	F34/44	F34/44
Total Hours	7,897	5,085	12,982	12,982
Personnel Expenses	144,489	92,937	237,426	210,895
Other Benefits	12,353	37,059	49,411	47,155
Other Expenses	20,077	11,077	31,154	27,692
<b>Total Expenses</b>	<b>176,919</b>	<b>141,072</b>	<b>317,991</b>	<b>317,991</b>
<b>Total Revenue</b>	<b>171,593</b>	<b>206,697</b>	<b>378,290</b>	<b>378,290</b>
<b>Surplus/Deficit</b>	<b>(5,326)</b>	65,625	60,299	64,587
			Check	

<b>Anticipated Expenses</b>	<b>39,178</b>
<b>Anticipated Revenue</b>	<b>43,607</b>

<b>Anticipated Expenses</b>	<b>317,991</b>
<b>Anticipated Revenue</b>	<b>378,290</b>

Deficit/Surplus 4,429

Deficit/Surplus 60,299  
ck 60,299

F44 Latchkey	
Posted Expenses	16,454
Posted Revenue	29,131
Def/Sur	12,676

F34 NECC		F44 Latchkey	
Posted Expenses	202,160	Posted Expenses	171,321
Posted Revenue	216,641	Posted Revenue	246,689
Def/Sur	14,481	Def/Sur	75,368

<b>Total Expenses</b>	<b>41,272</b>
<b>Total Revenues</b>	<b>54,076</b>

<b>F34/44 Posted Expenses</b>	<b>373,481</b>
<b>F34/44 Posted Revenues</b>	<b>463,330</b>

Deficit/Surplus 12,804

Deficit/Surplus 89,849  
ck 89,849



Nicollet ISD 507

Monthly Budget Report

3/31/2026 - Fiscal Year 2026

**Fund 1 - General**

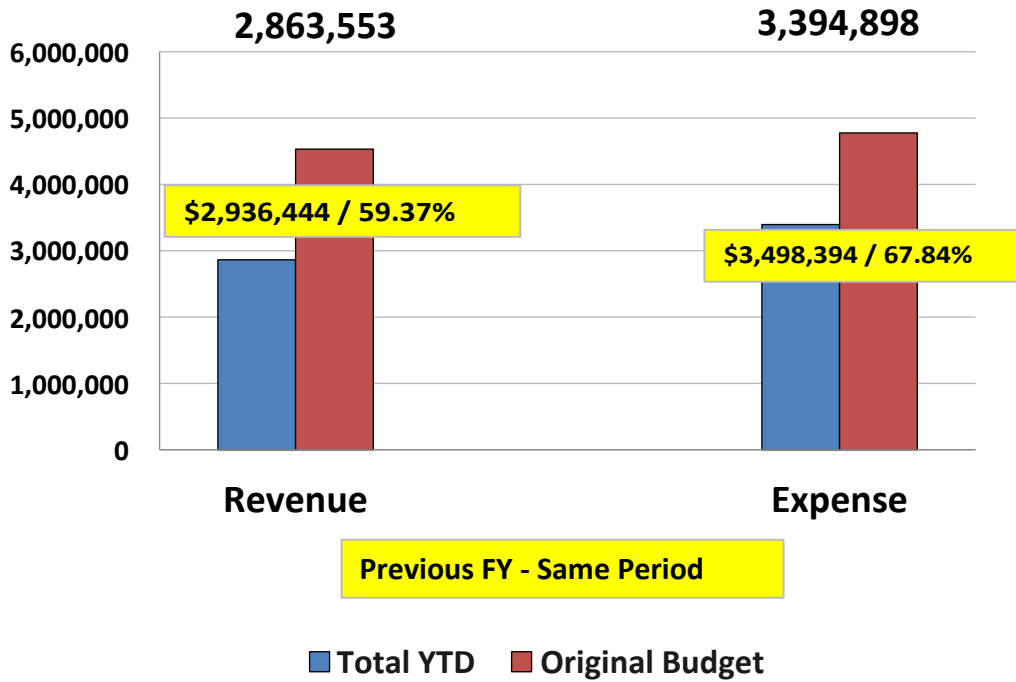
	<u>Revenue</u>	<u>Expense</u>	<u>Deficit/Surplus</u>
<b>Total YTD</b>	2,863,553	3,394,898	(531,346)
<b>Adopted Budget</b>	4,531,848	4,776,073	(244,225)

	<u>Revenue</u>	<u>% of Total</u>	<u>Expense</u>	<u>% of Total</u>
<b>Adopted Budget</b>	4,531,848		4,776,073	
<b>YTD</b>	2,863,553	63.19%	3,394,898	71.08%
<b>Remaining Balance</b>	1,668,295	36.81%	1,381,175	28.92%

**Month Ending:**

7/31/2025	(474)	-0.01%	228,438	4.78%
8/31/2025	487,547	10.76%	158,653	3.32%
9/30/2025	498,311	11.00%	408,025	8.54%
10/31/2025	88,784	1.96%	432,449	9.05%
11/30/2025	134,727	2.97%	464,303	9.72%
12/31/2025	409,810	9.04%	425,331	8.91%
1/31/2026	438,569	9.68%	482,114	10.09%
2/28/2026	349,930	7.72%	384,127	8.04%
<b>3/31/2026</b>	<b>456,350</b>	<b>10.07%</b>	<b>411,460</b>	<b>8.62%</b>
4/30/2025		0.00%		0.00%
5/31/2026		0.00%		0.00%
6/30/2026		0.00%		0.00%
<b>Total YTD</b>	<b>2,863,553</b>	<b>63.19%</b>	<b>3,394,898</b>	<b>71.08%</b>

**Total Budget and and YTD 3/31/26**



Nicollet ISD 507

**Fund 2 - Food Service**

**Monthly Budget Report**

3/31/2026 - Fiscal Year 2026

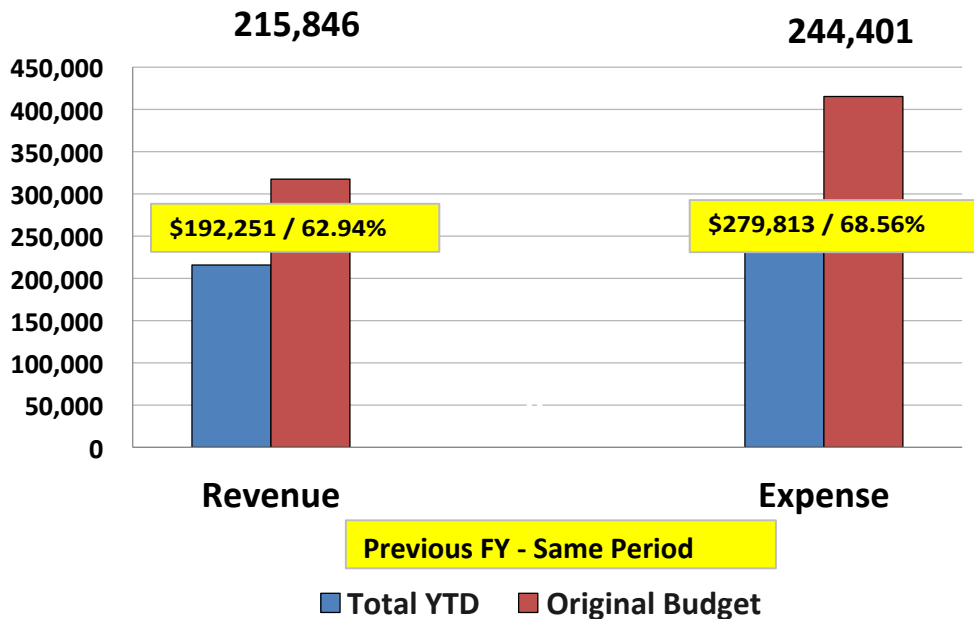
	<u>Revenue</u>	<u>Expense</u>	<u>Deficit/Surplus</u>
Total YTD	215,846	244,401	(28,555)
Adopted Budget	317,500	415,321	(97,821)

	<u>Revenue</u>	<u>% of Total</u>	<u>Expense</u>	<u>% of Total</u>
Adopted Budget	317,500		415,321	
YTD	215,846	67.98%	244,401	58.85%
Remaining Balance	101,654	32.02%	170,920	41.15%

**Month Ending:**

7/31/2025	1,974	0.62%	148	0.04%
8/31/2025	1,930	0.61%	7,522	1.81%
9/30/2025	11,185	3.52%	36,877	8.88%
10/31/2025	31,480	9.91%	37,700	9.08%
11/30/2025	46,379	14.61%	37,590	9.05%
12/31/2025	23,916	7.53%	27,565	6.64%
1/31/2026	32,471	10.23%	30,323	7.30%
2/28/2026	34,007	10.71%	31,227	7.52%
3/31/2026	32,504	10.24%	35,449	8.54%
4/30/2026		0.00%		0.00%
5/31/2026		0.00%		0.00%
6/30/2026		0.00%		0.00%
<b>Total YTD</b>	<u>215,846</u>	<u>67.98%</u>	<u>244,401</u>	<u>58.85%</u>

**Total Budget and and YTD 3/31/26**



Nicollet ISD 507

Monthly Budget Report

3/31/2026 - Fiscal Year 2026

**Fund 4 - Community Srvc.**

	<u>Revenue</u>	<u>Expense</u>	<u>Deficit/Surplus</u>
Total YTD	144,412	101,665	42,747
<b>Adopted Budget</b>	<b>214,997</b>	<b>192,606</b>	<b>22,391</b>

	<u>Revenue</u>	<u>% of Total</u>	<u>Expense</u>	<u>% of Total</u>
<b>Adopted Budget</b>	214,997		192,606	
<b>YTD</b>	144,412	67.17%	101,665	52.78%
<b>Remaining Balance</b>	70,585	32.83%	90,941	47.22%

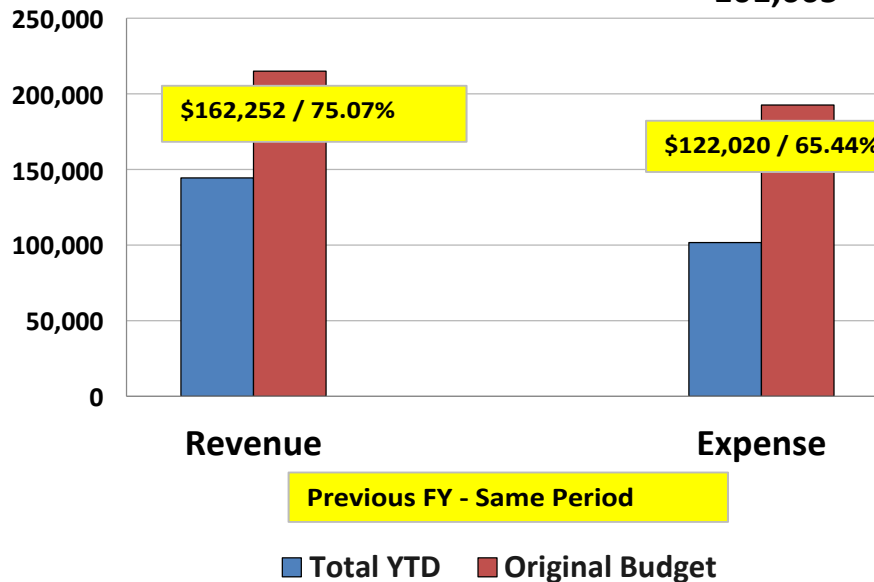
**Month Ending:**

7/31/2025	459	0.21%	5,066	2.63%
8/31/2025	14,703	6.84%	9,508	4.94%
9/30/2025	12,478	5.80%	10,394	5.40%
10/31/2025	27,059	12.59%	23,345	12.12%
11/30/2025	22,721	10.57%	9,420	4.89%
12/31/2025	37,609	17.49%	11,322	5.88%
1/31/2026	-3,231	-1.50%	9,109	4.73%
2/28/2026	15,988	7.44%	12,932	6.71%
<b>3/31/2026</b>	<b>16,626</b>	<b>7.73%</b>	<b>10,570</b>	<b>5.49%</b>
4/30/2026		0.00%		0.00%
5/31/2026		0.00%		0.00%
6/30/2026		0.00%		0.00%
<b>Total YTD</b>	<b>144,412</b>	<b>67.17%</b>	<b>101,665</b>	<b>52.78%</b>

**Total Budget and YTD 3/31/26**

**144,412**

**101,665**



**Fund 6 - 2026A Bond**

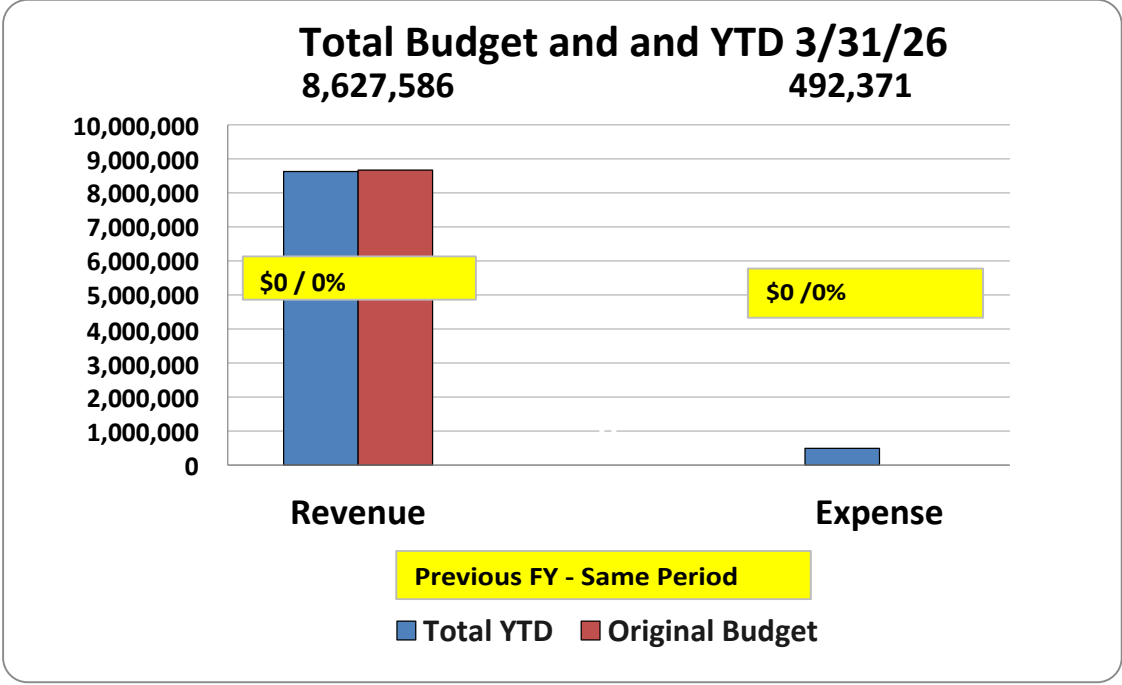
**Nicollet ISD 507  
Monthly Budget Report  
3/31/2026 - Fiscal Year 2026**

	<u>Revenue</u>	<u>Expense</u>	<u>Deficit/Surplus</u>
<b>Total YTD</b>	8,627,586	492,371	8,135,215
<b>Budget</b>	8,669,480	0	8,669,480

	<u>Revenue</u>	<u>% of Total</u>	<u>Expense</u>	<u>% of Total</u>
<b>Budget</b>	8,669,480		0	
<b>YTD</b>	8,627,586	99.52%	492,371	#DIV/0!
<b>Remaining Balance</b>	41,894	0.48%	(492,371)	#DIV/0!

**Month Ending:**

7/31/2025	0	0.00%	0	#DIV/0!
8/31/2025	0	0.00%	0	#DIV/0!
9/30/2025	0	0.00%	0	#DIV/0!
10/31/2025	0	0.00%	0	#DIV/0!
11/30/2025	0	0.00%	0	#DIV/0!
12/31/2025	0	0.00%	0	#DIV/0!
1/31/2026	0	0.00%	0	#DIV/0!
2/28/2026	8,617,945	99.41%	0	#DIV/0!
3/31/2026	9,642	0.11%	492,371	#DIV/0!
4/30/2026		0.00%		#DIV/0!
5/31/2026		0.00%		#DIV/0!
6/30/2026		0.00%		#DIV/0!
<b>Total YTD</b>	<u>8,627,586</u>	<u>99.52%</u>	<u>492,371</u>	<u>#DIV/0!</u>



Nicollet ISD 507

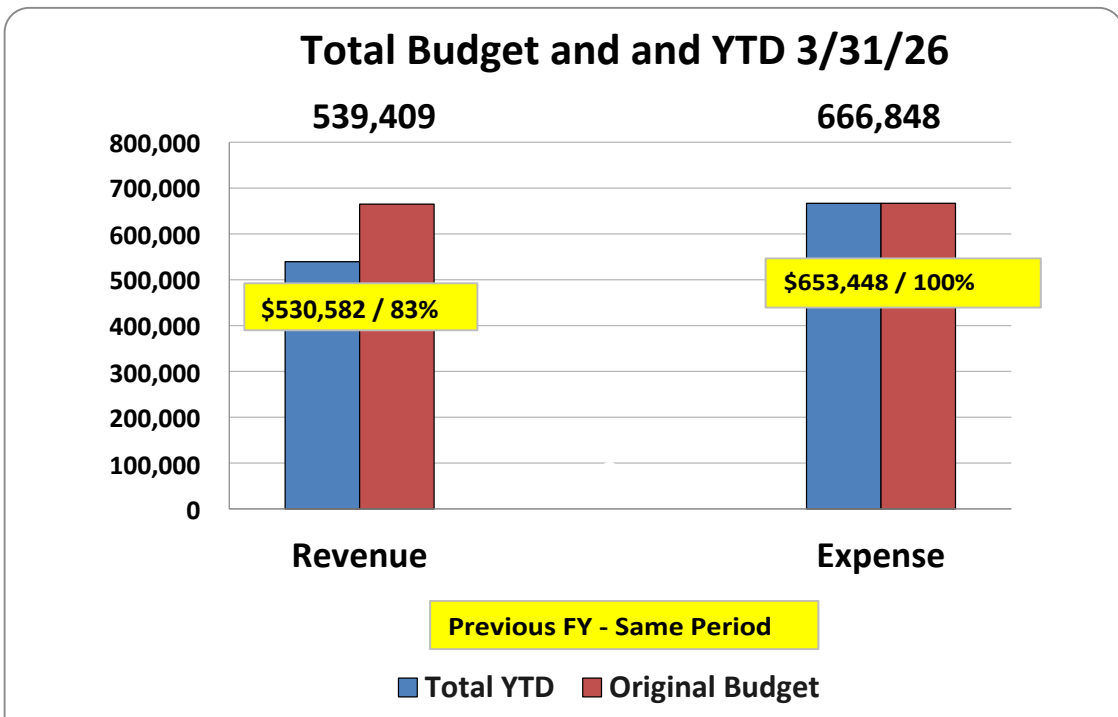
Monthly Budget Report

3/31/2026 - Fiscal Year 2026

**Fund 7 - Debt Service**

	<u>Revenue</u>	<u>Expense</u>	<u>Deficit/Surplus</u>
Total YTD	539,409	666,848	(127,439)
Adopted Budget	665,044	666,923	(1,879)

	<u>Revenue</u>	<u>% of Total</u>	<u>Expense</u>	<u>% of Total</u>
Adopted Budget	665,044		666,923	
YTD	539,409	81.11%	666,848	99.99%
Remaining Balance	125,635	18.89%	76	0.01%
<b>Month Ending:</b>				
7/31/2025	48,802	7.34%	20,236	3.03%
8/31/2025	81,469	12.25%	1,850	0.28%
9/30/2025	50,905	7.65%	0	0.00%
10/31/2025	106,831	16.06%	0	0.00%
11/30/2025	138,329	20.80%	0	0.00%
12/31/2025	81,308	12.23%	0	0.00%
1/31/2026	31,579	4.75%	644,761	96.68%
2/28/2026	187	0.03%	0	0.00%
3/31/2026	0	0.00%	0	0.00%
4/30/2026		0.00%		0.00%
5/31/2026		0.00%		0.00%
6/30/2026		0.00%		0.00%
<b>Total YTD</b>	<u>539,409</u>	<u>81.11%</u>	<u>666,848</u>	<u>99.99%</u>

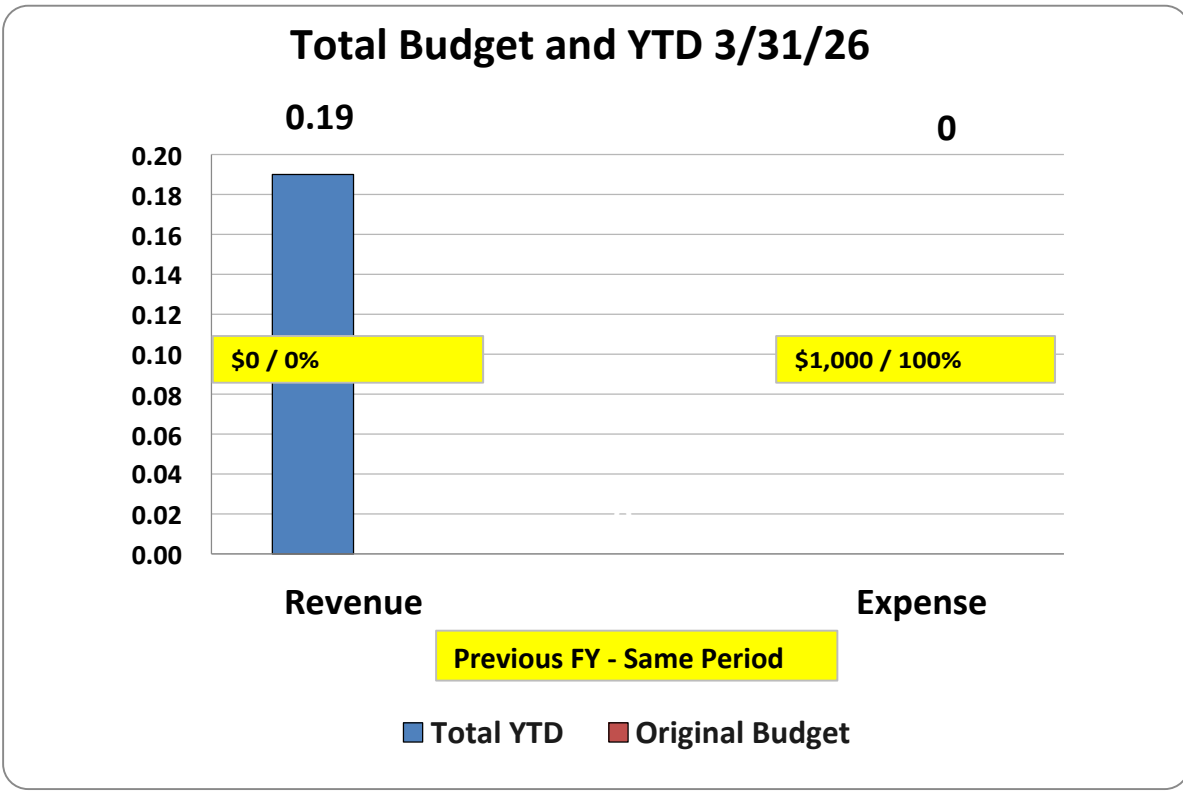


**Fund 18 - Scholarships**

**Nicollet ISD 507  
Monthly Budget Report  
3/31/2026 - Fiscal Year 2026**

	<u>Revenue</u>	<u>Expense</u>	<u>Deficit/Surplus</u>
<b>Total YTD</b>	0.19	0	0
<b>Adopted Budget</b>	0	0	0

	<u>Revenue</u>	<u>% of Total</u>	<u>Expense</u>	<u>% of Total</u>
<b>Adopted Budget</b>	0.00		0	
<b>YTD</b>	0.19	#DIV/0!	0	#DIV/0!
<b>Remaining Balance</b>	(0.19)	#DIV/0!	0	#DIV/0!
<b>Month Ending:</b>				
7/31/2025	0	#DIV/0!	0	#DIV/0!
8/31/2025	0	#DIV/0!	0	#DIV/0!
9/30/2025	0	#DIV/0!	0	#DIV/0!
10/31/2025	0	#DIV/0!	0	#DIV/0!
11/30/2025	0	#DIV/0!	0	#DIV/0!
12/31/2025	0.10	#DIV/0!	0	#DIV/0!
1/31/2026	0	#DIV/0!	0	#DIV/0!
2/28/2026	0	#DIV/0!	0	#DIV/0!
<b>3/31/2026</b>	0.09	#DIV/0!	0	#DIV/0!
4/30/2026		#DIV/0!		#DIV/0!
5/31/2026		#DIV/0!		#DIV/0!
6/30/2026		#DIV/0!		#DIV/0!
<b>Total YTD</b>	<u>0</u>	<u>#DIV/0!</u>	<u>0</u>	<u>#DIV/0!</u>



**Nicollet ISD 507**  
**Monthly Budget Report**  
**3/31/2026 - Fiscal Year 2026**

**Fund 24 - Fitness Ctr**

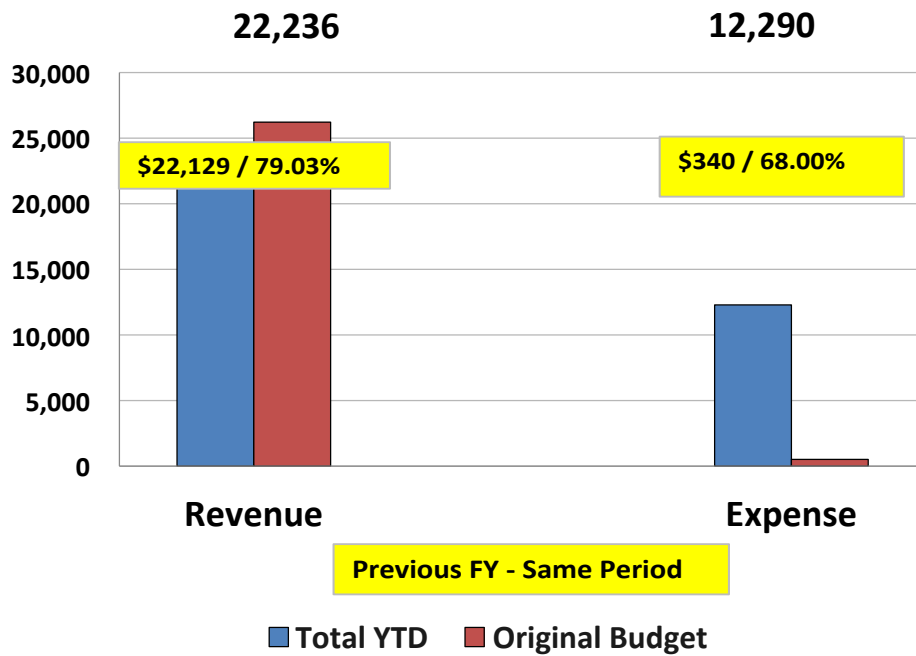
	<u>Revenue</u>	<u>Expense</u>	<u>Deficit/Surplus</u>
<b>Total YTD</b>	22,236	12,290	9,946
<b>Adopted Budget</b>	26,220	515	25,705

	<u>Revenue</u>	<u>% of Total</u>	<u>Expense</u>	<u>% of Total</u>
<b>Adopted Budget</b>	26,220		515	
<b>YTD</b>	22,236	84.81%	12,290	2386.39%
<b>Remaining Balance</b>	3,984	15.19%	(11,775)	-2286.39%

**Month Ending:**

7/31/2025	2,513	9.58%	64	12.43%
8/31/2025	2,151	8.21%	148	28.74%
9/30/2025	2,318	8.84%	10,100	1961.09%
10/31/2025	2,720	10.37%	833	161.75%
11/30/2025	2,248	8.57%	634	123.07%
12/31/2025	2,645	10.09%	268	51.94%
1/31/2026	3,195	12.18%	202	39.22%
2/28/2026	1,998	7.62%	18	3.50%
<b>3/31/2026</b>	2,449	9.34%	24	4.66%
4/30/2026		0.00%		0.00%
5/31/2026		0.00%		0.00%
6/30/2026		0.00%		0.00%
<b>Total YTD</b>	<u>22,236</u>	<u>84.81%</u>	<u>12,290</u>	<u>2386.39%</u>

**Total Budget and YTD 3/31/26**



**Fund 25 - Student Activities**

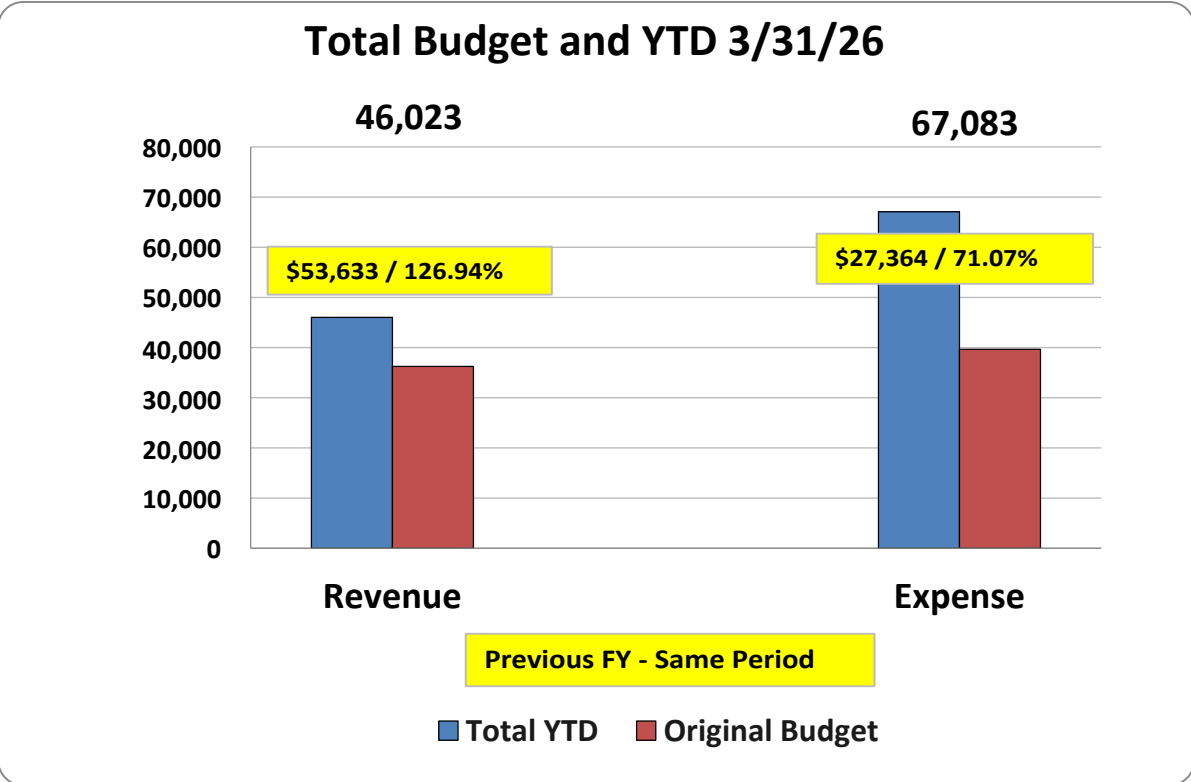
**Nicollet ISD 507  
Monthly Budget Report  
3/31/2026 - Fiscal Year 2026**

	<u>Revenue</u>	<u>Expense</u>	<u>Deficit/Surplus</u>
<b>Total YTD</b>	46,023	67,083	(21,060)
<b>Adopted Budget</b>	36,250	39,655	(3,405)

	<u>Revenue</u>	<u>% of Total</u>	<u>Expense</u>	<u>% of Total</u>
<b>Adopted Budget</b>	36,250		39,655	
<b>YTD</b>	46,023	126.96%	67,083	169.17%
<b>Remaining Balance</b>	(9,773)	-26.96%	(27,428)	-69.17%

**Month Ending:**

7/31/2025	0	0.00%	0	0.00%
8/31/2025	2,100	5.79%	0	0.00%
9/30/2025	56	0.15%	1,523	3.84%
10/31/2025	11,862	32.72%	2,200	5.55%
11/30/2025	8,269	22.81%	6,662	16.80%
12/31/2025	10	0.03%	24,000	60.52%
1/31/2026	3,829	10.56%	2,705	6.82%
2/28/2026	16,467	45.43%	4,978	12.55%
<b>3/31/2026</b>	<b>3,430</b>	<b>9.46%</b>	<b>25,015</b>	<b>63.08%</b>
4/30/2026		0.00%		0.00%
5/31/2026		0.00%		0.00%
6/30/2026		0.00%		0.00%
<b>Total YTD</b>	<u>46,023</u>	<u>126.96%</u>	<u>67,083</u>	<u>169.17%</u>



**Nicollet ISD 507**  
**Monthly Budget Report**  
**3/31/2026 - Fiscal Year 2026**

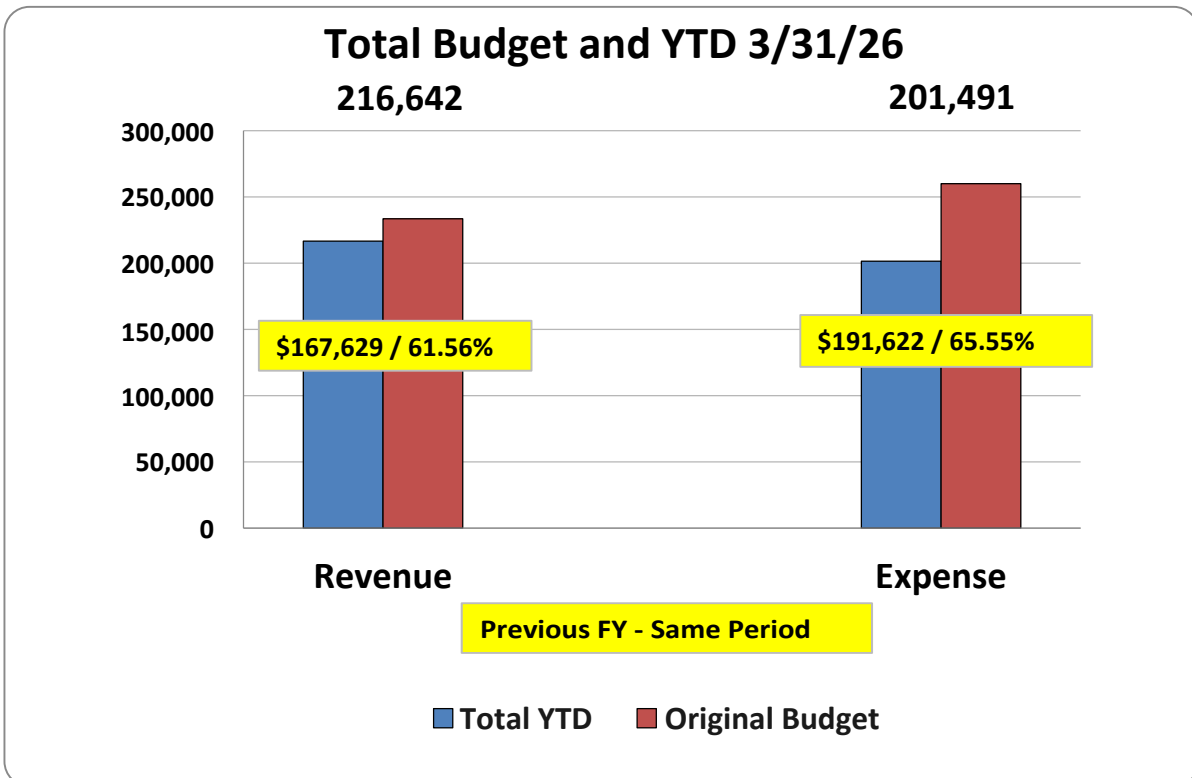
**Fund 34 - NECC (DC)**

	<u>Revenue</u>	<u>Expense</u>	<u>Deficit/Surplus</u>
<b>Total YTD</b>	216,642	201,491	15,151
<b>Adopted Budget</b>	233,500	260,003	<b>(26,503)</b>

	<u>Revenue</u>	<u>% of Total</u>	<u>Expense</u>	<u>% of Total</u>
<b>Adopted Budget</b>	233,500		260,003	
<b>YTD</b>	216,642	92.78%	201,491	77.50%
<b>Remaining Balance</b>	16,858	7.22%	58,512	22.50%

**Month Ending:**

7/31/2025	17,763	7.61%	3,436	1.32%
8/31/2025	20,079	8.60%	24,341	9.36%
9/30/2025	30,060	12.87%	27,377	10.53%
10/31/2025	24,423	10.46%	24,132	9.28%
11/30/2025	22,780	9.76%	31,466	12.10%
12/31/2025	27,373	11.72%	24,364	9.37%
1/31/2026	21,200	9.08%	23,274	8.95%
2/28/2026	28,018	12.00%	18,953	7.29%
<b>3/31/2026</b>	<b>24,945</b>	<b>10.68%</b>	<b>24,149</b>	<b>9.29%</b>
4/30/2026		0.00%		0.00%
5/31/2026		0.00%		0.00%
6/30/2026		0.00%		0.00%
<b>Total YTD</b>	<u>216,642</u>	<u>92.78%</u>	<u>201,491</u>	<u>77.50%</u>



**Numbers inside the box do NOT reflect any playground project activity.**

**Fund 44 - Latchkey**

**Nicollet ISD 507  
Monthly Budget Report  
3/31/2026 - Fiscal Year 2026**

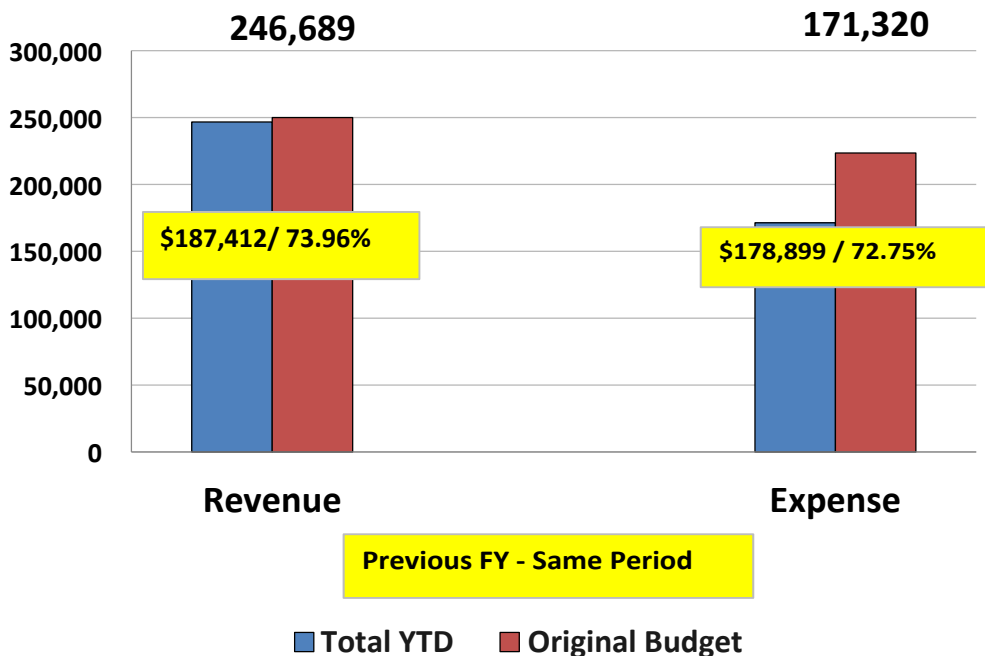
	Revenue	Expense	Deficit/Surplus
<b>Total YTD</b>	246,689	171,320	75,368
<b>Revised Budget</b>	250,000	223,497	26,503

	Revenue	% of Total	Expense	% of Total
<b>Revised Budget</b>	250,000		223,497	
<b>YTD</b>	246,689	98.68%	171,320	76.65%
<b>Remaining Balance</b>	3,311	1.32%	52,177	23.35%

**Month Ending:**

7/31/2025	30,717	12.29%	9,367	4.19%
8/31/2025	39,276	15.71%	31,559	14.12%
9/30/2025	32,163	12.87%	26,294	11.76%
10/31/2025	24,559	9.82%	20,227	9.05%
11/30/2025	19,393	7.76%	18,510	8.28%
12/31/2025	25,494	10.20%	18,154	8.12%
1/31/2026	21,137	8.45%	15,373	6.88%
2/28/2026	24,819	9.93%	15,382	6.88%
<b>3/31/2026</b>	29,131	11.65%	16,454	7.36%
4/30/2026		0.00%		0.00%
5/31/2026		0.00%		0.00%
6/30/2026		0.00%		0.00%
<b>Total YTD</b>	246,689	98.68%	171,320	76.65%

**Total Budget and YTD 3/31/2026**



**Fund 4 - Community  
Srvc.  
ALL**

**Nicollet ISD 507  
Monthly Budget Report  
3/31/2026 - Fiscal Year 2026**

	<u>Revenue</u>	<u>Expense</u>	<u>Deficit/Surplus</u>
<b>Total YTD</b>	629,979	486,766	143,212
<b>Adopted Budget</b>	724,717	676,621	48,096

	<u>Revenue</u>	<u>% of Total</u>	<u>Expense</u>	<u>% of Total</u>
<b>Adopted Budget</b>	724,717		676,621	
<b>YTD</b>	629,979	86.93%	486,766	71.94%
<b>Remaining Balance</b>	94,738	13.07%	189,855	28.06%

**Month Ending:**

7/31/2025	51,451	7.10%	17,933	2.65%
8/31/2025	76,210	10.52%	65,556	9.69%
9/30/2025	77,018	10.63%	74,164	10.96%
10/31/2025	78,762	10.87%	68,537	10.13%
11/30/2025	67,143	9.26%	60,030	8.87%
12/31/2025	93,121	12.85%	54,107	8.00%
1/31/2026	42,300	5.84%	47,958	7.09%
2/28/2026	70,823	9.77%	47,284	6.99%
<b>3/31/2026</b>	<b>73,151</b>	<b>10.09%</b>	<b>51,197</b>	<b>7.57%</b>
4/30/2026	0	0.00%	0	0.00%
5/31/2026	0	0.00%	0	0.00%
6/30/2026	0	0.00%	0	0.00%
<b>Total YTD</b>	<b>629,979</b>	<b>86.93%</b>	<b>486,766</b>	<b>71.94%</b>

