

**CRETE PUBLIC SCHOOLS
JANUARY 2026 FINANCE DASHBOARD**

FUND CASH BALANCE REPORT

	GENERAL	DEPRECIATION	EMPLOYEE BENEFITS	ACTIVITY	NUTRITION	BOND	BUILDING	QCFUF	TOTAL
BEGINNING BALANCE	\$ (1,057,103)	\$ 264,339	\$ 92,538	\$ 280,833	\$ 60,347	\$ 44,580	\$ 912,850	2	\$ 598,387
REVENUE *	\$ 3,330,298	\$ -	\$ -	\$ 13,714	\$ 236,798	\$ 82,377	\$ 84,716	-	\$ 3,747,904
EXPENDITURES	\$ (2,727,131)	\$ -	\$ (8,055)	\$ (58,800)	\$ (145,141)	\$ -	\$ (1,000)	-	\$ (2,940,128)
OTHER LIABILITIES	\$ 220,714								\$ 220,714
ENDING BALANCE	\$ (233,222)	\$ 264,339	\$ 84,483	\$ 235,748	\$ 152,004	\$ 126,957	\$ 996,566	2	\$ 1,626,877

*- Not including loan proceeds

% of Year Completed: **41.67%**

GENERAL FUND REVENUE COMPARISON TO DATE			GENERAL FUND EXPENSE COMPARISON TO DATE		
	To date	% of Budget		To date	% of Budget
2023 - 2024	\$ 13,335,529	41.93%	2023 - 2024	\$ 13,799,756	41.47%
2024 - 2025	\$ 13,817,081	38.50%	2024 - 2025	\$ 15,006,931	43.36%
2025 - 2026*	\$ 11,332,715	33.65%	2025 - 2026	\$ 14,650,645	40.29%

*- Not including loan proceeds

PROPERTY TAX LEVY

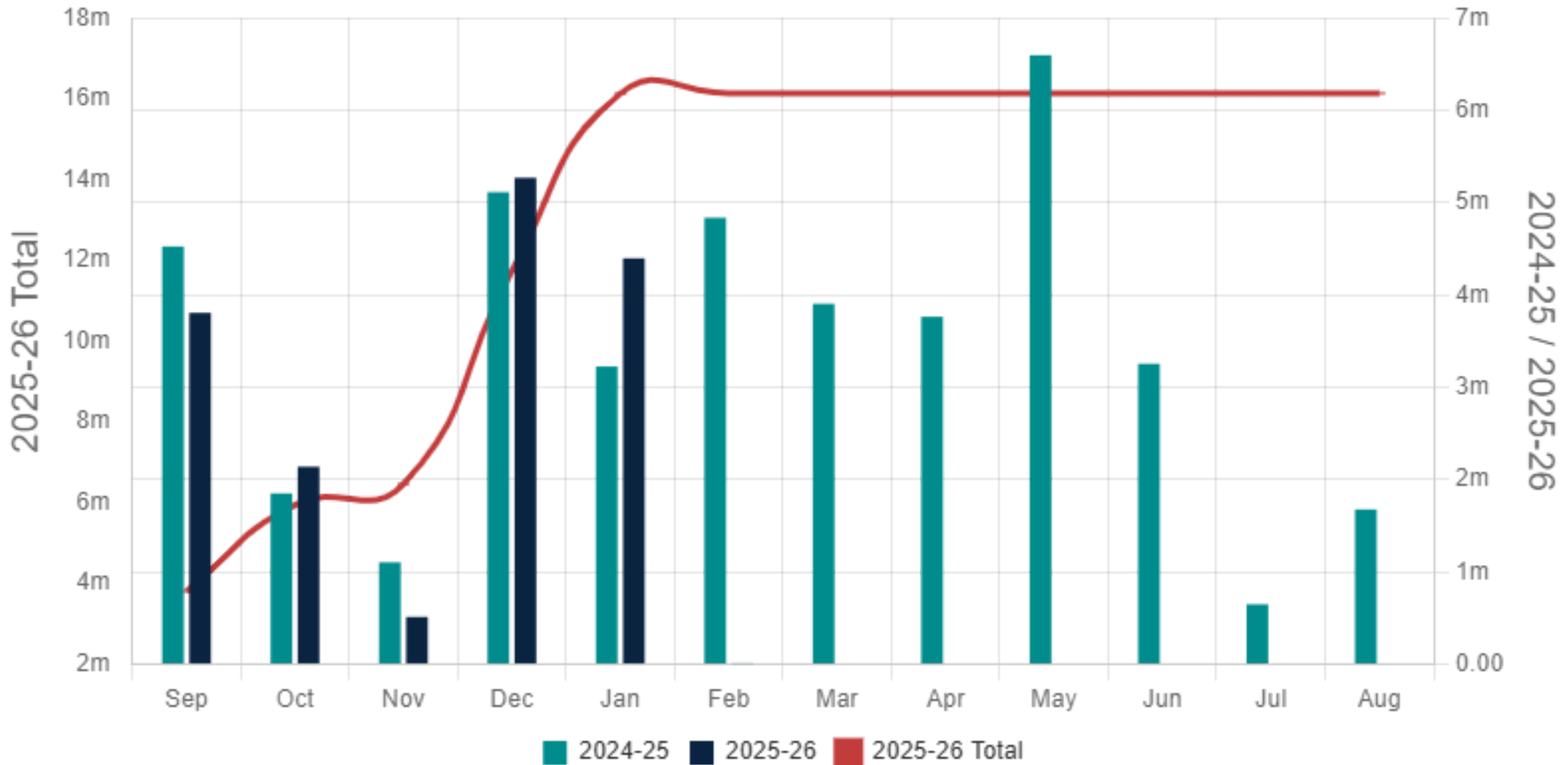
2024 - 2025: General-\$0.8455, Bond-\$0.1050, Building Fund-\$0.0746 = \$1.0252
2025 - 2026: General-\$0.9026, Bond-\$0.1025, Building Fund-\$0.0807 = \$1.0858

CASH FUND BALANCES			GEN. FUND BUDGET TO ACTUAL COMPARISON		
	OCTOBER 2025	% OF Total	FY 2023 - 2024	FY 2024 - 2025	FY 2025 - 2026
General	-\$233,222	-13.7%	Budget		
Activity	\$311,956	18.3%	Revenue	\$ 31,803,575	\$ 35,887,140
Building	\$996,566	58.5%	Expense	\$ 33,274,958	\$ 34,609,380
Bond	\$126,957	7.5%	Actual	*To Date-Prior Year	
QCFU	\$2	0.0%	Revenue	\$ 13,335,529	\$ 13,817,081
Empl. Benefits	\$84,483	5.0%	Expense	\$ 13,799,756	\$ 15,006,931
Depreciation	\$264,339	15.5%	Difference	*To Date-Prior Year	
Lunch	\$152,004	8.9%	Revenue	\$ (18,468,046)	\$ (22,070,059)
TOTAL	\$1,703,085	100%	Expense	\$ (19,475,202)	\$ (19,602,449)

Monthly Revenue 2025-26 & 2024-25

Y-T-D
Total
(Red Line)

Monthly
Total



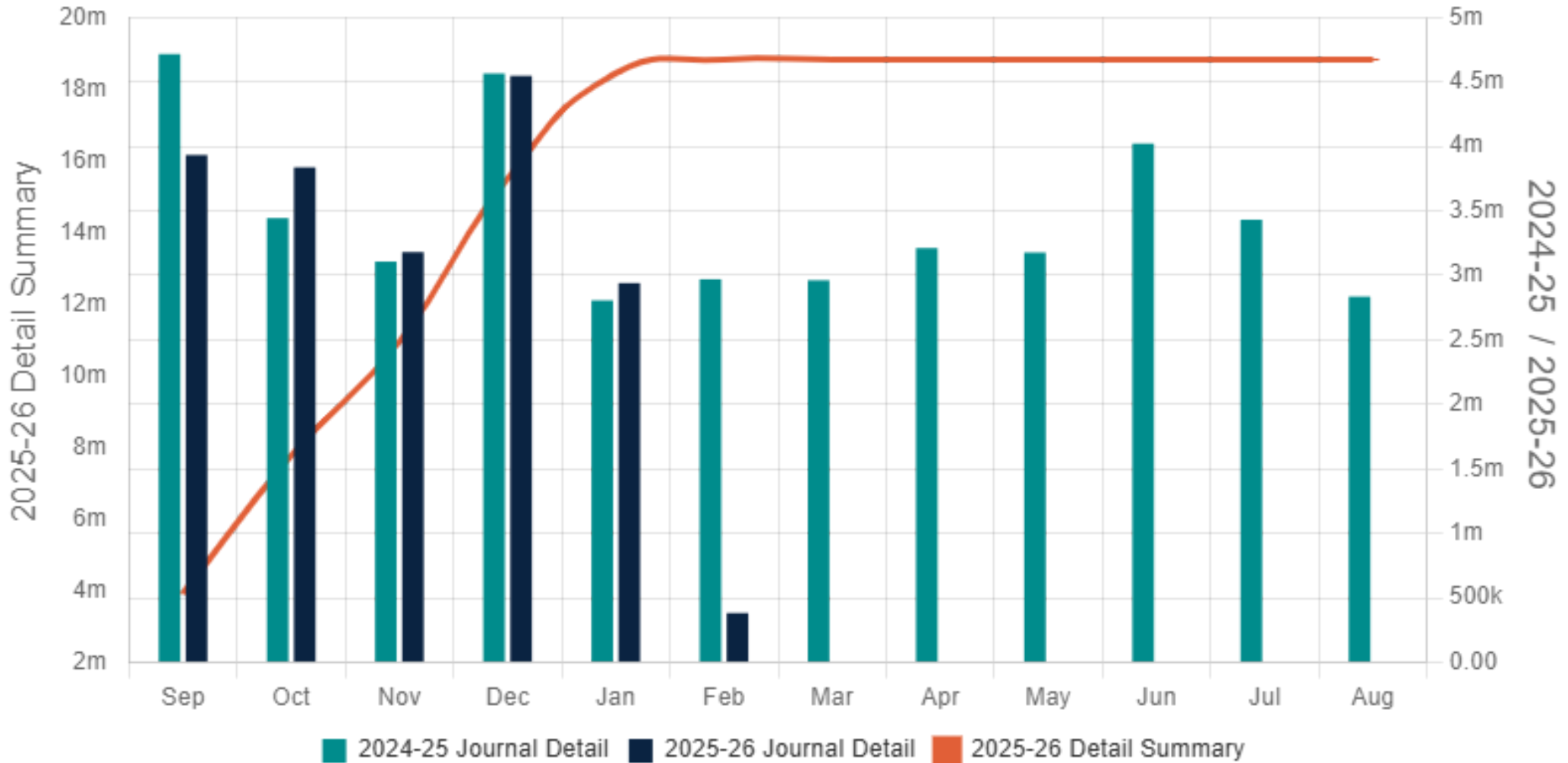
As of February 8, 2026

Monthly Expenditures

2025-26 & 2024-25

Y-T-D
Total
(Orange Line)

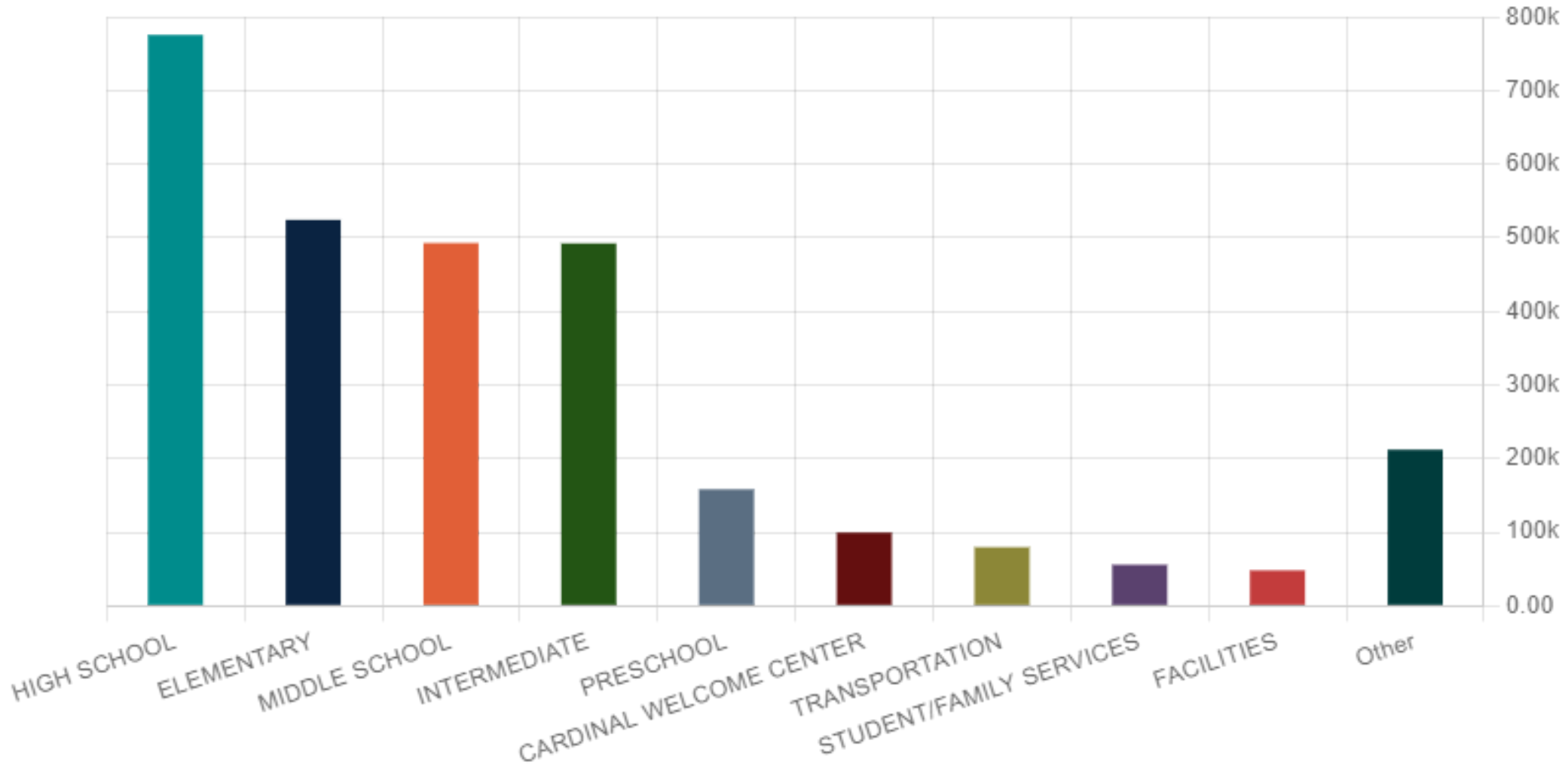
Monthly
Total



As of February 8, 2026

Monthly Expenditures by Department January 2026

Monthly
Total



As of February 8, 2026