

Madrona Site Council Meeting

1/24/24

2:45pm-3:45pm

3:00pm

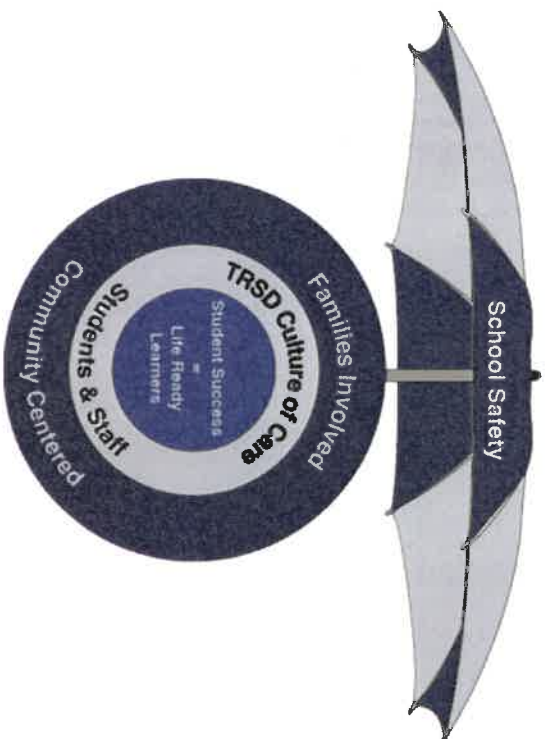
1. Welcome:

TEAM: Kellie Lovell (Principal); Erica Woodruff (parent); Allyssa Miller (parent); Ann Fain (parent); Stephanie Christian (parent); Sarah Graff (parent); Carrie Simpson (teacher); Amber Stone (teacher); Lois Coon (teacher); Stacy Adams (teacher); Joe Swaim (teacher); Barbara Edwards (teacher); Laurie Allison (teacher); Julie Anderson (Classified) *Reviewed plan after meeting to gather input*

2. Enrollment Update: The totals below reflect the students enrolled onsite in each grade level and classroom.

K	1st	2nd	3rd	4th	5th	
Gutierrez	16	Mills-Price 20	Cornelison 30	Regal 20	Allison 26	Buckland 25
Adams	14	Coon 22	Edwards 27	Simpson 22	Cunningham 23	Swaim 23
Harrington	16					
Combe	2	Combe 2	Combe 1			
			Stone 4	Stone 4	Stone 4	4
Total:	48	Total: 44	Total: 58	Total: 46	53	Total: 52
					<u>School total enrollment as of 1/24/24: 301 onsite</u>	

- TRSD School Board Goals: the team reviewed goals of the school board and how they relate to Madrona Elementary School.

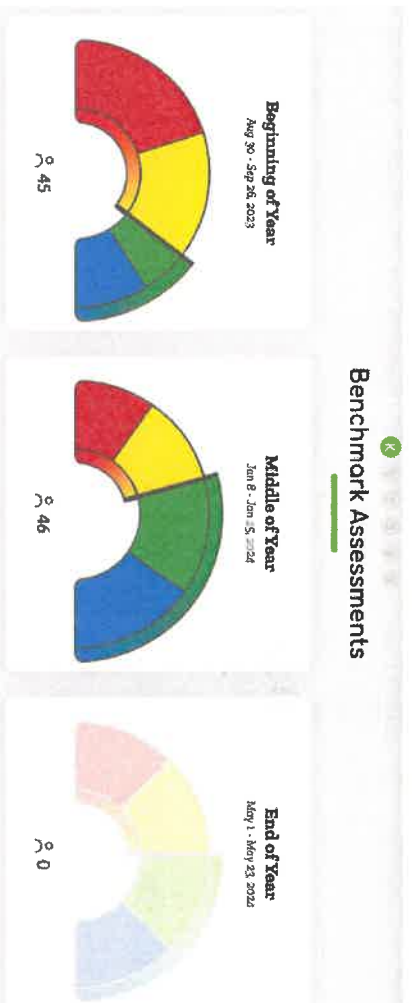


- Grade level academic data discussed as a Site Council. Discussed growth and instructional focus/goals.

Acadience Math data: Middle of the Year Benchmark percentages

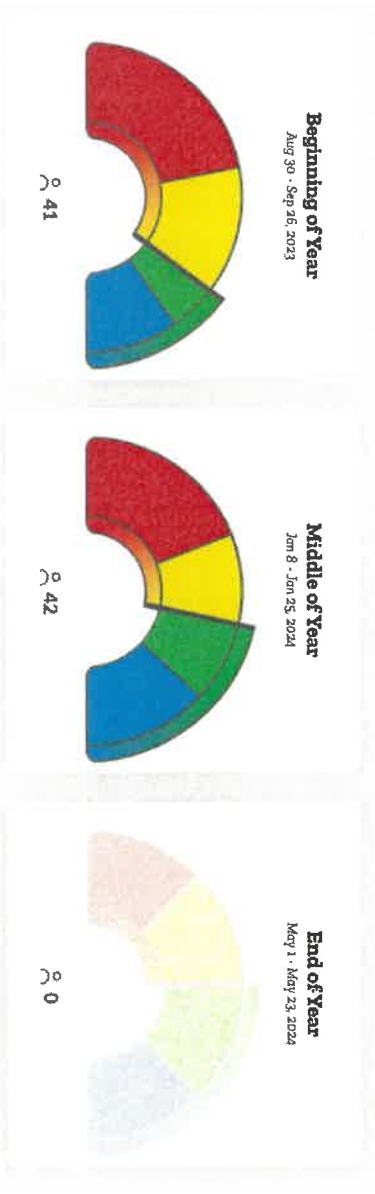
Kindergarten - Green/Blue (At Level): BOY* - 29%; MOY - 59%**

*BOY= Beginning of Year
 **MOY= Middle of Year



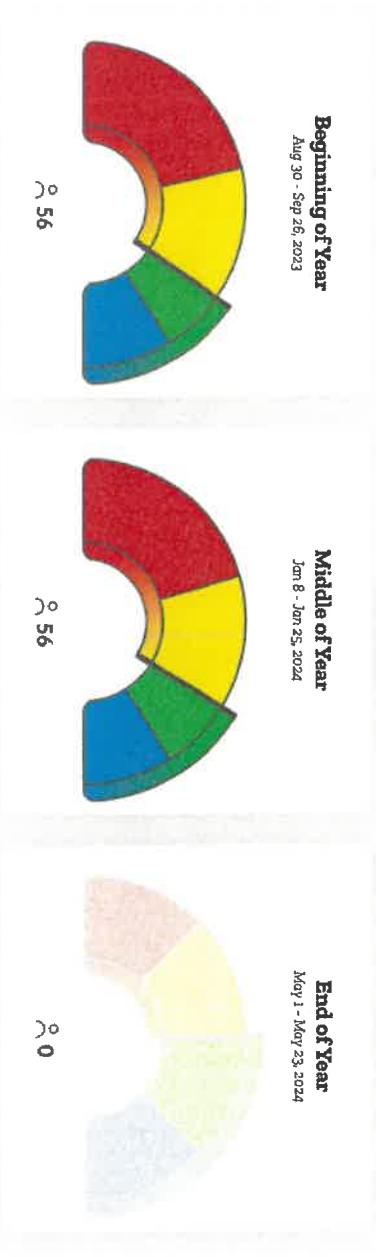
First Grade- Green/Blue (At Level): BOY - 29%; MOY - 43%

Benchmark Assessments



Second Grade- Green/Blue (At level): BOY - 30%; MOY - 32%

Benchmark Assessments



Third Grade- Green/Blue (At level): BOY- 20%; MOY 55%

Benchmark Assessments

Beginning of Year

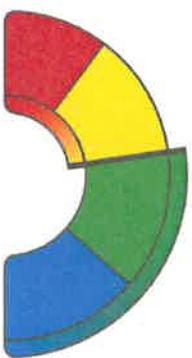
Aug 30 - Sep 26, 2023



40

Middle of Year

Jan 8 - Jan 25, 2024



44

End of Year

May 1 - May 23, 2024



55

Fourth Grade- Green/Blue (At level): BOY- 23%; MOY-37%

Benchmark Assessments

Beginning of Year

Aug 30 - Sep 26, 2023



23

Middle of Year

Jan 8 - Jan 25, 2024



37

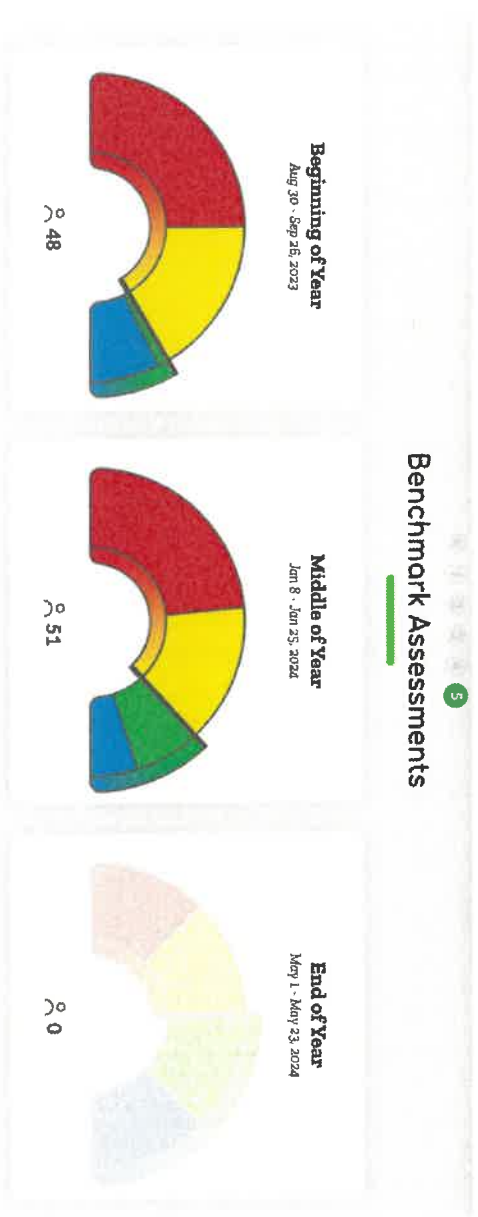
End of Year

May 1 - May 23, 2024



50

Fifth Grade-- Green/Blue (At level): BOY- 17%; MOY- 24%



a. Acadience Math Data - data attached

b. Middle of the Year DIBELS Reading Benchmark data - data attached

5. School Goals based on data analysis earlier this school year: (Title 1 plan review of goals)

Goal 1 (Reading) - By June 2024 80% of K-2 will be benchmark in CLS (DIBELS) and 80% of 3-5 students will be benchmark based on DORF (DIBELS).

Goal 2 (Math) - By June 2024 the percentage of 3rd-5th who meet the expectation of OSAS will increase by 10%, and 75% of K-2nd grade students will be at or above benchmark based on Math DIBELS composite score.

Goal 3 (Social Emotional) - During the 2023-2024 school year, teachers will provide two monthly school wide character trait lessons focusing on the 5 key competencies of Social and Emotional

Learning:

- a. Self Awareness - Integrity**
- b. Self Management - Organization**
- c. Social Awareness - Courage & Resilience**
- d. Relationship Skills - Kindness**
- e. Responsible Decision Making - Perseverance**

6. Meeting adjourned

TRSD Acadience Math

Focus on Computation

District Data

Kinder	2023/2024 MOY		2023/24 BOY
Composite	52%	59%	29%
BQD	75%	85%	33%
NIF	58%	39%	27%
NNF	37%	46%	27%

1st	2023/2024 MOY		2023/24 BOY
Composite	41%	43%	29%
AQD	40%	45%	32%
MNF	34%	29%	54%
Computation	53%	48%	22%

2nd	2023/2024 MOY		2023/24 BOY
Composite	50%	32%	30%
Computation	54%	48%	45%
C & A	46%	21%	25%

3rd	2023/2024 MOY		2023/24 BOY
Composite	41%	20%	55%
Computation	47%	66%	28%
C & A	37%	34%	20%





4th	2023/2024 MOY		2023/24 BOY
Composite	41%	38%	23%
Computation	45%	54%	27%
C & A	42%	35%	38%

5th	2023/2024 MOY		2023/24 BOY
Composite	36%	24%	17%
Computation	36%	24%	12%
C & A	37%	27%	33%

DIBELS® Data System

Distribution - DIBELS 8th Edition

District: Three Rivers School District
 School: Madrona Elementary School
 Grade: Kindergarten
 Year: Middle, 2023-2024
 Breakdown: By Class

Legend  Core^ Support  Core Support  Strategic Support  Intensive Support

	LNF	PSF	NWF-CLS	NWF-CLS	NWF-WRC	NWF-WRC	WRF	WRF	Composite
School Totals 46 students tested	Intensive: 29 (63%) Strategic: 4 (9%) Core: 13 (28%)	Intensive: 11 (24%) Strategic: 5 (11%) Core: 12 (26%) Core^: 18 (39%)	Intensive: 22 (48%) Strategic: 14 (30%) Core: 7 (15%) Core^: 3 (7%)	Intensive: 15 (33%) Strategic: 13 (28%) Core: 14 (30%) Core^: 4 (9%)	Intensive: 20 (43%) Strategic: 15 (33%) Core: 9 (20%) Core^: 2 (4%)	Intensive: 24 (52%) Strategic: 5 (11%) Core: 14 (30%) Core^: 3 (7%)			

DIBELS® Data System

Distribution - DIBELS 8th Edition

District: Three Rivers School District
 School: Madrona Elementary School
 Grade: First Grade
 Year: Middle, 2023-2024
 Breakdown: By Class

	LNF	PSF	NWF-CLS	NWF-CLS	NWF-WRC	WRF	ORF- Words Correct	ORF- Words Correct	ORF-Accuracy	ORF-Accuracy	Composite
School Totals 41 students tested	Intensive: 24 (59%) Strategic: 6 (15%) Core: 11 (27%)	Intensive: 5 (12%) Strategic: 3 (7%) Core: 18 (44%) Core^: 15 (37%)	Intensive: 21 (51%) Strategic: 13 (32%) Core: 4 (10%) Core^: 3 (7%)	Intensive: 18 (44%) Strategic: 7 (17%) Core: 13 (32%) Core^: 3 (7%)	Intensive: 20 (49%) Strategic: 9 (22%) Core: 7 (17%) Core^: 5 (12%)	Intensive: 26 (63%) Strategic: 6 (15%) Core: 4 (10%) Core^: 5 (12%)	Intensive: 19 (46%) Strategic: 16 (39%) Core: 6 (15%)	Intensive: 22 (54%) Strategic: 11 (27%) Core: 4 (10%) Core^: 4 (10%)			

DIBELS® Data System

Distribution - DIBELS 8th Edition

District: Three Rivers School District
 School: Madrona Elementary School
 Grade: Second Grade
 Year: Middle, 2023-2024
 Breakdown: By Class

	NWF-CLS	NWF-WRC	WRF	ORF- Words Correct	ORF- Words Correct	ORF-Accuracy	Maze-Adjusted	Composite
School Totals 57 students tested	Intensive: 20 (36%) Strategic: 6 (11%) Core: 18 (32%) Core^: 12 (21%)	Intensive: 16 (29%) Strategic: 8 (14%) Core: 21 (38%) Core^: 11 (20%)	Intensive: 22 (39%) Strategic: 6 (11%) Core: 12 (21%) Core^: 16 (29%)	Intensive: 27 (47%) Strategic: 5 (9%) Core: 13 (23%) Core^: 12 (21%)	Intensive: 20 (35%) Strategic: 5 (9%) Core: 32 (56%)	Intensive: 25 (45%) Strategic: 4 (7%) Core: 21 (38%) Core^: 6 (11%)	Intensive: 24 (43%) Strategic: 2 (4%) Core: 15 (27%) Core^: 15 (27%)	

Distribution - DIBELS 8th Edition

District: Three Rivers School District
 School: Madrona Elementary School
 Grade: Third Grade
 Year: Middle, 2023-2024
 Breakdown: By Class

	NWF-CLS	NWF-WRC	WRF	ORF- Words Correct	ORF-Accuracy	Maze-Adjusted	Maze-Adjusted	Composite
School Totals 44 students tested	Intensive: 17 (39%) Strategic: 0 (0%) Core: 19 (43%) Core ^v : 8 (18%)	Intensive: 16 (36%) Strategic: 4 (9%) Core: 18 (41%) Core ^v : 6 (14%)	Intensive: 17 (39%) Strategic: 4 (9%) Core: 13 (30%) Core ^v : 10 (23%)	Intensive: 17 (39%) Strategic: 4 (9%) Core: 15 (34%) Core ^v : 8 (18%)	Intensive: 11 (25%) Strategic: 6 (14%) Core: 27 (61%)	Intensive: 11 (26%) Strategic: 4 (9%) Core: 16 (37%) Core ^v : 12 (28%)	Intensive: 14 (33%) Strategic: 6 (14%) Core: 16 (37%) Core ^v : 7 (16%)	

Distribution - DIBELS 8th Edition

District: Three Rivers School District
 School: Madrona Elementary School
 Grade: Fourth Grade
 Year: Middle, 2023-2024
 Breakdown: By Class

	ORF- Words Correct	ORF-Accuracy	Maze-Adjusted	Composite
School Totals 52 students tested	Intensive: 19 (37%) Strategic: 17 (33%) Core: 6 (12%) Core ^v : 10 (19%)	Intensive: 4 (8%) Strategic: 4 (8%) Core: 44 (85%)	Intensive: 18 (35%) Strategic: 15 (29%) Core: 12 (23%) Core ^v : 7 (13%)	Intensive: 20 (38%) Strategic: 16 (31%) Core: 6 (12%) Core ^v : 10 (19%)

Distribution - DIBELS 8th Edition

District: Three Rivers School District
 School: Madrona Elementary School
 Grade: Fifth Grade
 Year: Middle, 2023-2024
 Breakdown: By Class

	ORF- Words Correct	ORF-Accuracy	Maze-Adjusted	Composite
School Totals 52 students tested	Intensive: 20 (38%) Strategic: 8 (15%) Core: 13 (25%) Core ^v : 11 (21%)	Intensive: 4 (8%) Strategic: 1 (2%) Core: 47 (90%)	Intensive: 19 (37%) Strategic: 6 (12%) Core: 13 (25%) Core ^v : 14 (27%)	Intensive: 20 (38%) Strategic: 7 (13%) Core: 14 (27%) Core ^v : 11 (21%)

