


SFJH Board Report











April 2026

JH Campus Events

APRIL



2026

SUN	MON	TUE	WED	THU	FRI	SAT
29	30	31	1 Paraprofessional Appreciation Day 	2 End of 5 th 6 Weeks	3 NO SCHOOL	4 School Librarian Appreciation Day 
5	6 NO SCHOOL	7 6 th , 7 th , & 8 th English STAAR Test 	8 District Track Meet @ Gruver  Report Cards	9	10	11
12	13 8 th Grade Parent Meeting: High School Courses and Grad Requirements 5 PM-6 PM JH Cafeteria	14 8 th Science STAAR Test 	15 8 th Social Studies STAAR Test 	16	17 Pie The Teacher STUCO Fundraiser 	18
19	20	21 6 th , 7 th , & 8 th Math / Alg 1 STAAR Test 	22	23	24 End of 3 rd Week Grading Period	25 6 th Grade Beginning Band Festival 
26	27	28	29  College Shirt Wednesdays January 28 February 18 March 18 April 8 April 29 Progress Reports	30	1	2



STAAR Testing is here!!!

Safety: We have completed 3 Lockdown Drills (1 was staff only), 3 Fire Drills, 1 Secure Drill, 1 Hazard (Tornado) Drill, 1 Shelter in Place Drill, and 1 Evacuation Drill

Staff and Students of the Month

March Staff of the Month: Coach McGill (\$50 Gift Card to Blue Sky)

Students of the Month will get pizza for lunch on 4/2/26

6th Grade: Taylor Mays and Kord Lozier



7th Grade:
Gracelynn Forrest
and
Kayden Hartman



8th Grade: Paisley Haney and Rylan McDaniel

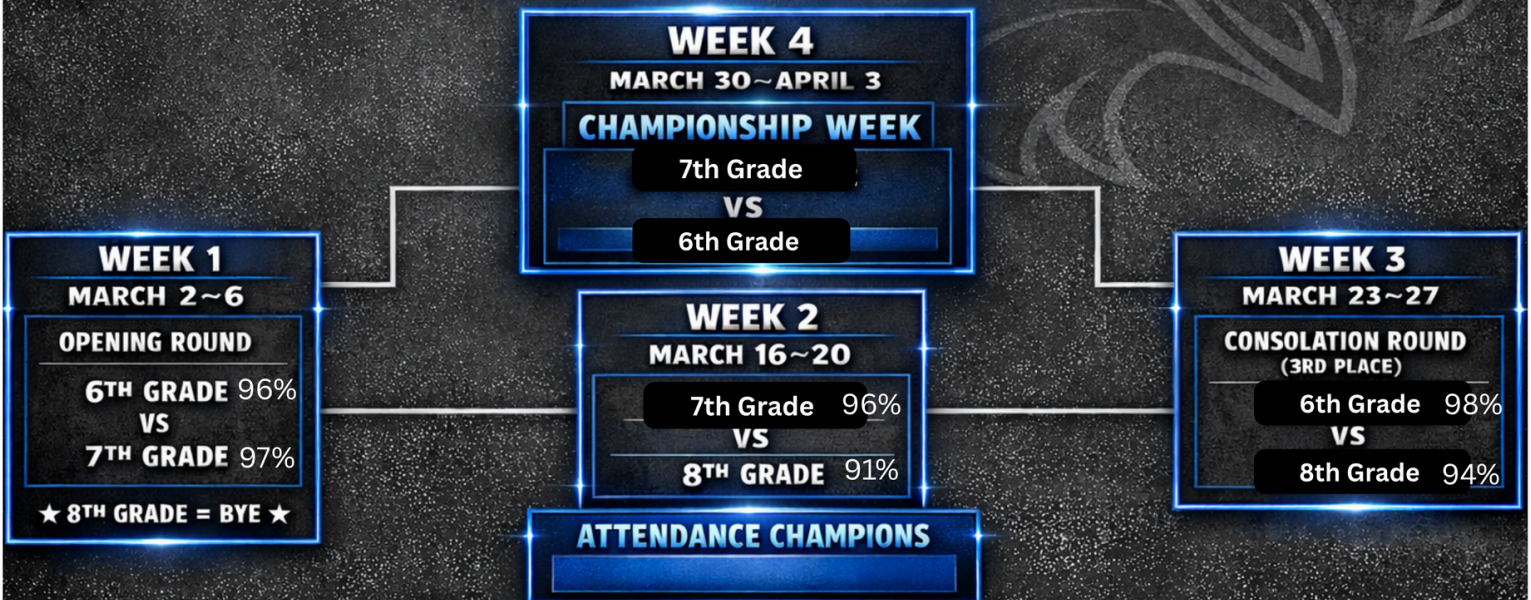


Attendance

Our March Madness attendance challenge is winding down. We are currently in Championship Week (March 30–April 3), with 7th grade facing off against 6th grade for the title. Here's where things stand:

- Week 1: 7th grade narrowly defeated 6th grade, while 8th grade advanced with a bye
- Week 2: 7th grade continued strong, defeating 8th grade to move into the championship
- Week 3 (Consolation): 6th grade earned a solid win over 8th grade for 3rd place

SANFORD-FRITCH JUNIOR HIGH MARCH MADNESS — ATTENDANCE BRACKET 2026 — EAGLES SHOW UP. EAGLES SOAR.



HOW TO WIN

- ✓ HIGHEST WEEKLY ATTENDANCE % ADVANCES
- ✓ TIE = PRINCIPAL LIVE COIN FLIP

Student Council

Student Council is hosting a Pie the Teacher fundraiser, and students get to decide who gets pied! Students buy tickets and place them in their favorite teacher's bucket. The teacher with the most tickets gets pied! (Teachers are not required to participate, only those that volunteered)

Tickets are being sold before school & during all lunches

5 tickets for \$3


10 tickets for \$5

All proceeds will:

Help Student Council celebrate and finish the year strong


Support next year's Student Council with a great starting point

BUY TICKETS TO PUT IN WHICHEVER TEACHERS BUCKET YOU WANT! WHICHEVER TEACHER HAS THE MOST TICKETS WILL GET PIED! TEACHERS BUCKETS WILL BE LOCATED IN THE CAFETERIA



**PIE
THE
TEACHER**

Tickets will be sold during all lunches and before school in the cafeteria



**5 Tickets \$3
10 Tickets \$5**

Data

RLA STAAR Benchmarks

6th

Standard	Criteria	Students	Percent
Masters	$\geq 71\%$	22	52%
Meets	$\geq 49\% < 71\%$	10	24%
Approaches	$\geq 35\% < 49\%$	4	10%
Below	$< 35\%$	6	14%



* STAAR performance standards are defined in the test key

7th

Standard	Criteria	Students	Percent
Masters	$\geq 74\%$	21	34%
Meets	$\geq 58\% < 74\%$	20	32%
Approaches High	$\geq 49\% < 58\%$	7	11%
Approaches Low	$\geq 40\% < 49\%$	6	10%
Not Approaches High	$\geq 30\% < 40\%$	6	10%
Not Approaches Low	$< 30\%$	2	3%



8th

Standard	Criteria	Students	Percent
Masters	$\geq 72\%$	23	43%
Meets	$\geq 55\% < 72\%$	14	26%
Approaches High	$\geq 46\% < 55\%$	6	11%
Approaches Low	$\geq 37\% < 46\%$	3	6%
Not Approaches High	$\geq 28\% < 37\%$	5	9%
Not Approaches Low	$< 28\%$	3	6%



Data

Math and Science STAAR Benchmarks: 6th and 7th

8th Science

Standard	Criteria	Students	Percent
Masters	$\geq 72\%$	17	28%
Meets	$\geq 45\% < 72\%$	23	38%
Approaches	$\geq 32\% < 45\%$	12	20%
Below	$< 32\%$	9	15%



* STAAR performance standards are defined in the test key

6th Math

Standard	Criteria	Students	Percent
Masters	$\geq 79\%$	0	0%
Meets	$\geq 58\% < 79\%$	2	8%
Approaches High	$\geq 47\% < 58\%$	6	25%
Approaches Low	$\geq 37\% < 47\%$	8	33%
Not Approaches High	$\geq 28\% < 37\%$	4	17%
Not Approaches Low	$< 28\%$	4	17%



7th Math

Standard	Criteria	Students	Percent
Masters	$\geq 80\%$	1	2%
Meets	$\geq 57\% < 80\%$	3	7%
Approaches High	$\geq 48\% < 57\%$	6	14%
Approaches Low	$\geq 41\% < 48\%$	2	5%
Not Approaches High	$\geq 30\% < 41\%$	12	27%
Not Approaches Low	$< 30\%$	20	45%



6th and 7th Honors Math and 8th Math had not completed their STAAR benchmarks at the time this report was due.

Sanford-Fritch Junior High
Mission

At Sanford-Fritch
Junior High, we learn
with heart, work
with courage, and
lead with pride.

