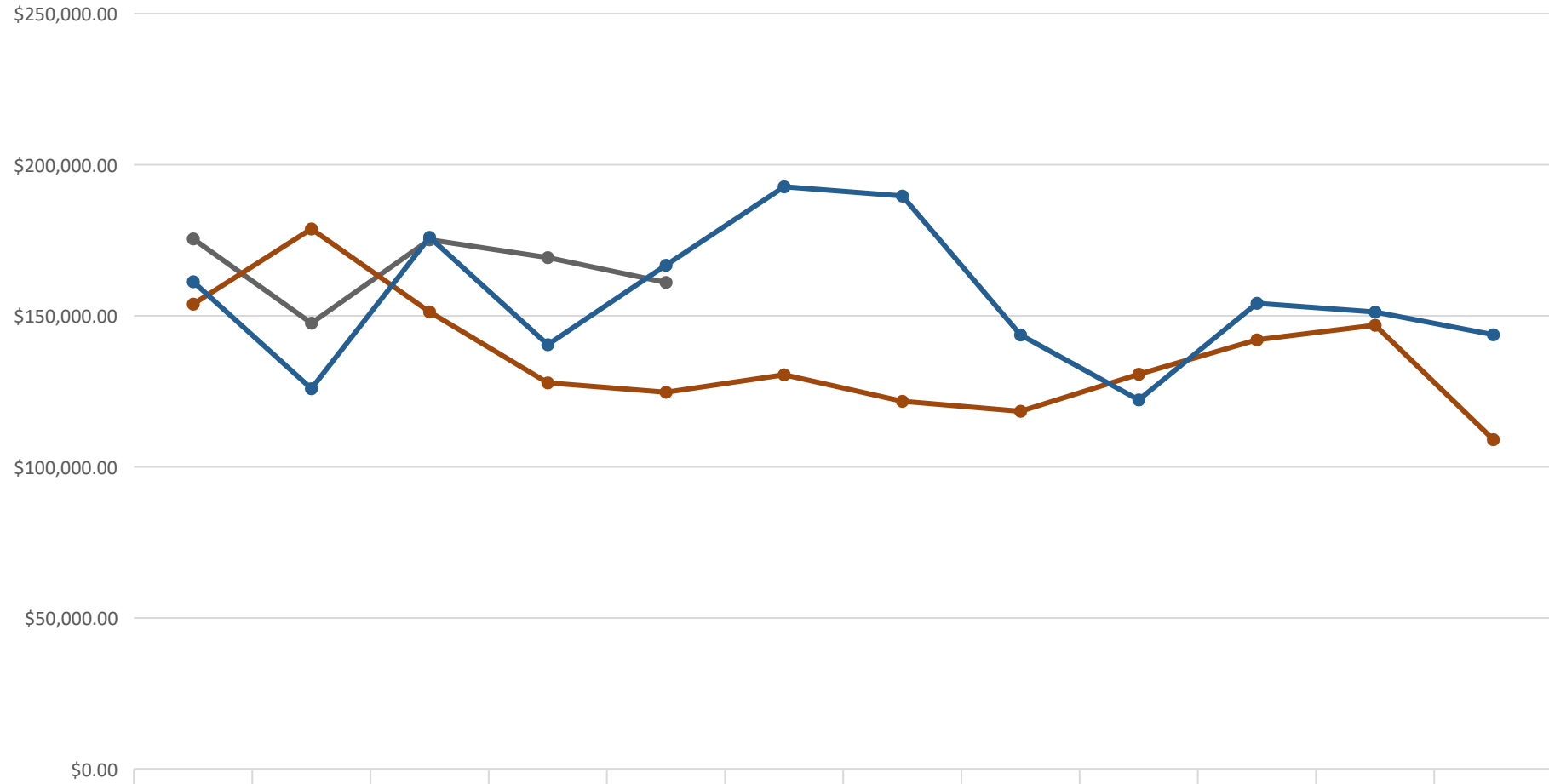
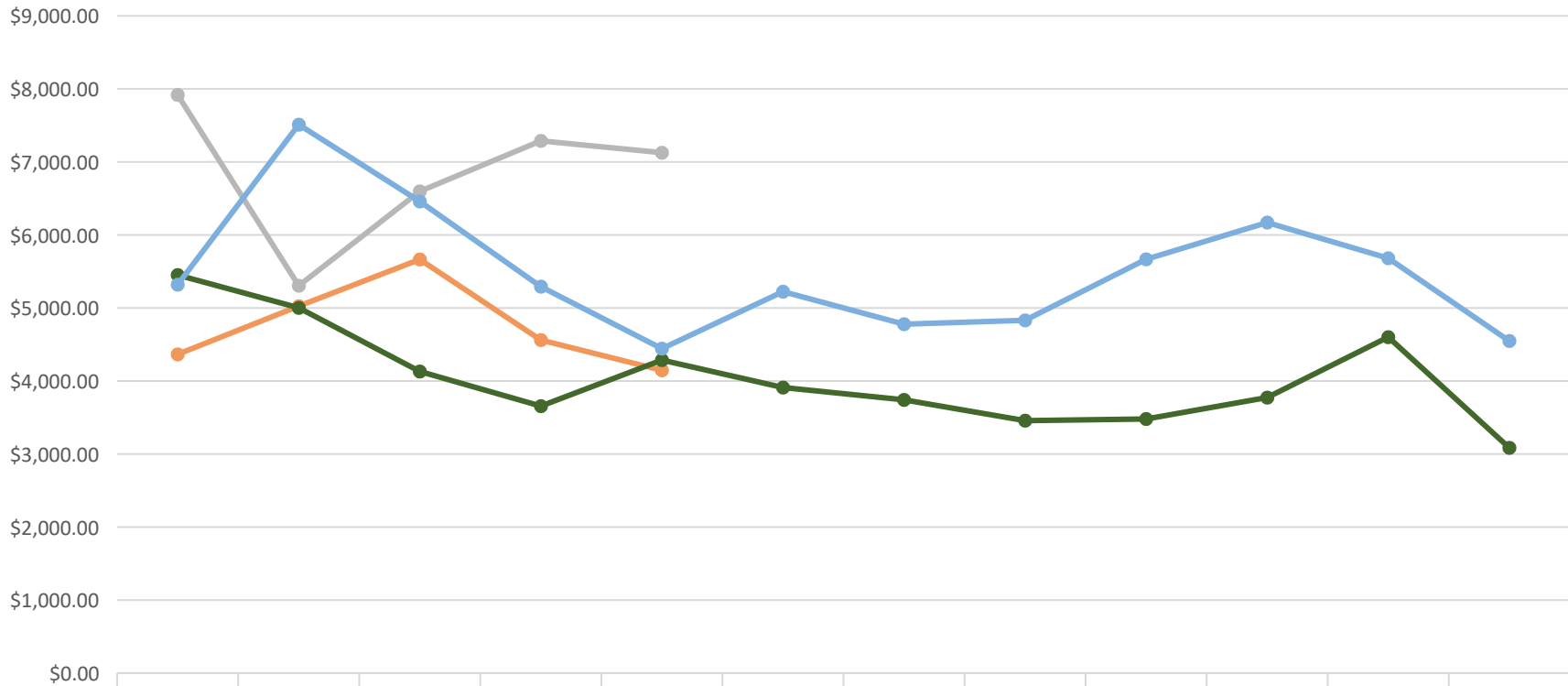


# GROSS SALES



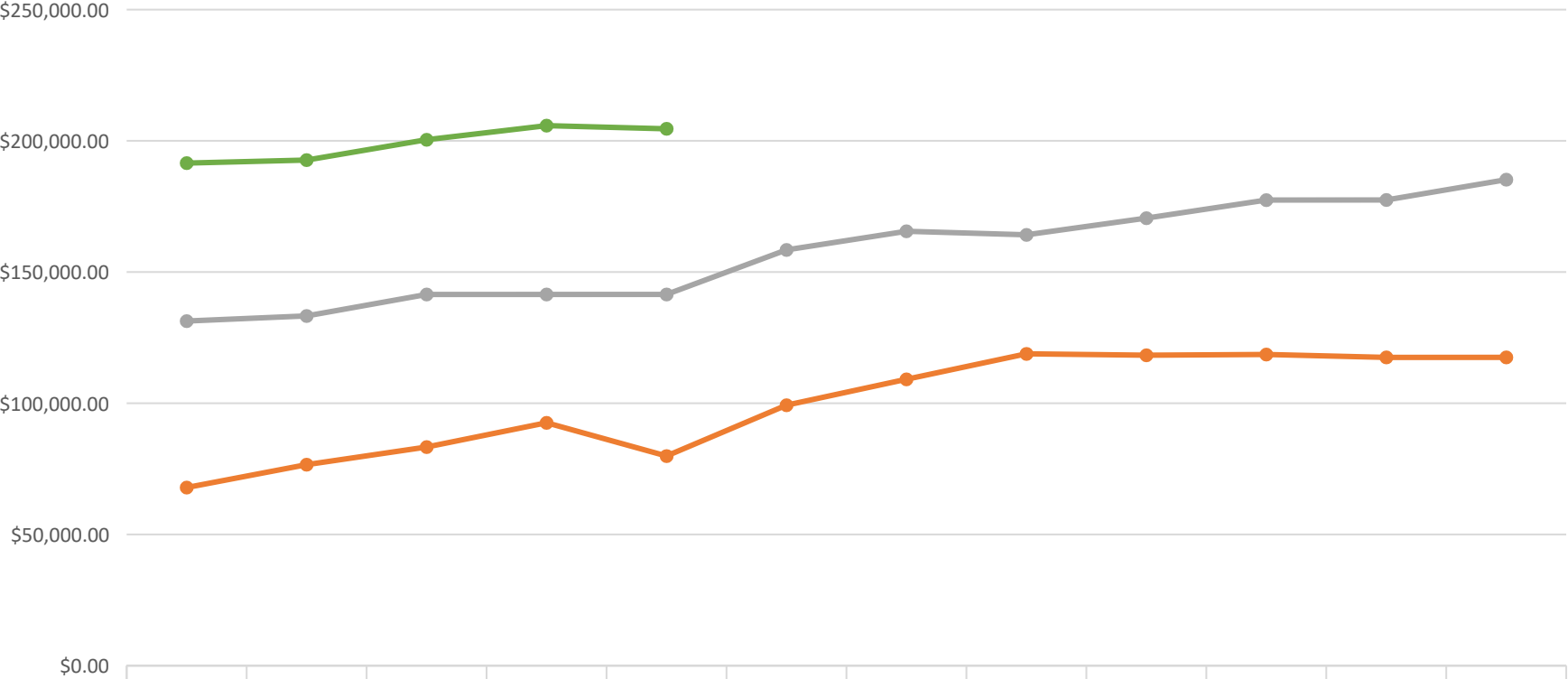
● Gross Sales 2026	\$175,471.81	\$147,574.41	\$175,170.95	\$169,276.59	\$161,049.92							
● Gross Sales 2025	\$153,877.47	\$178,765.80	\$151,290.75	\$127,837.72	\$124,713.43	\$130,500.28	\$121,725.21	\$118,410.00	\$130,672.84	\$142,063.22	\$146,901.04	\$109,045.41
● Gross Sales 2024	\$161,278.58	\$125,912.15	\$176,004.76	\$140,460.30	\$166,753.19	\$192,709.78	\$189,669.97	\$143,684.55	\$122,180.34	\$154,136.93	\$151,261.75	\$143,754.84

# Outlet Commissions



	\$0.00												
My Bar 2026	\$4,365.70	\$5,025.38	\$5,664.96	\$4,560.99	\$4,146.64								
Eagles 2026	\$7,917.33	\$5,304.82	\$6,597.00	\$7,288.38	\$7,126.86								
My Bar 2025	\$5,451.39	\$5,002.38	\$4,130.84	\$3,656.71	\$4,286.68	\$3,911.04	\$3,742.44	\$3,457.41	\$3,479.94	\$3,774.24	\$4,601.61	\$3,085.14	
Eagles 2025	\$5,320.03	\$7,511.23	\$6,459.52	\$5,291.93	\$4,443.26	\$5,223.98	\$4,778.33	\$4,831.29	\$5,667.15	\$6,170.19	\$5,681.46	\$4,548.04	

# Community Betterment Funds



	\$0.00												
Community Betterment 2026	\$191,511.57	\$192,663.96	\$200,421.31	\$205,784.94	\$204,578.73								
Community Betterment 2025	\$131,322.96	\$133,278.25	\$141,451.82	\$141,457.34	\$141,467.85	\$158,442.06	\$165,532.11	\$164,185.75	\$170,544.10	\$177,431.73	\$177,458.21	\$185,192.62	
Community Betterment 2024	\$67,878.90	\$76,596.59	\$83,312.17	\$92,563.83	\$79,899.83	\$99,261.98	\$109,133.22	\$118,835.45	\$118,304.39	\$118,583.12	\$117,466.86	\$117,483.24	