

Howard Lake – Waverly – Winsted Public Schools

Community Survey Report
Spring 2022






Our mission is to help educational leaders gather, organize, and use data to make strategic decisions.

- Founded in **2002** to provide independent research
- Conducted over **10,000** staff, parent, and student, and community surveys for school improvement
- Helped more than **850** districts navigate the strategic planning and referendum planning process

Contents



Background Info



Survey Information



Results & Analysis



Wrap-up/Questions



Our Process



- Households within the District were mailed a paper survey.
 - 1) Fill out the paper survey and return directly to School Perceptions

or

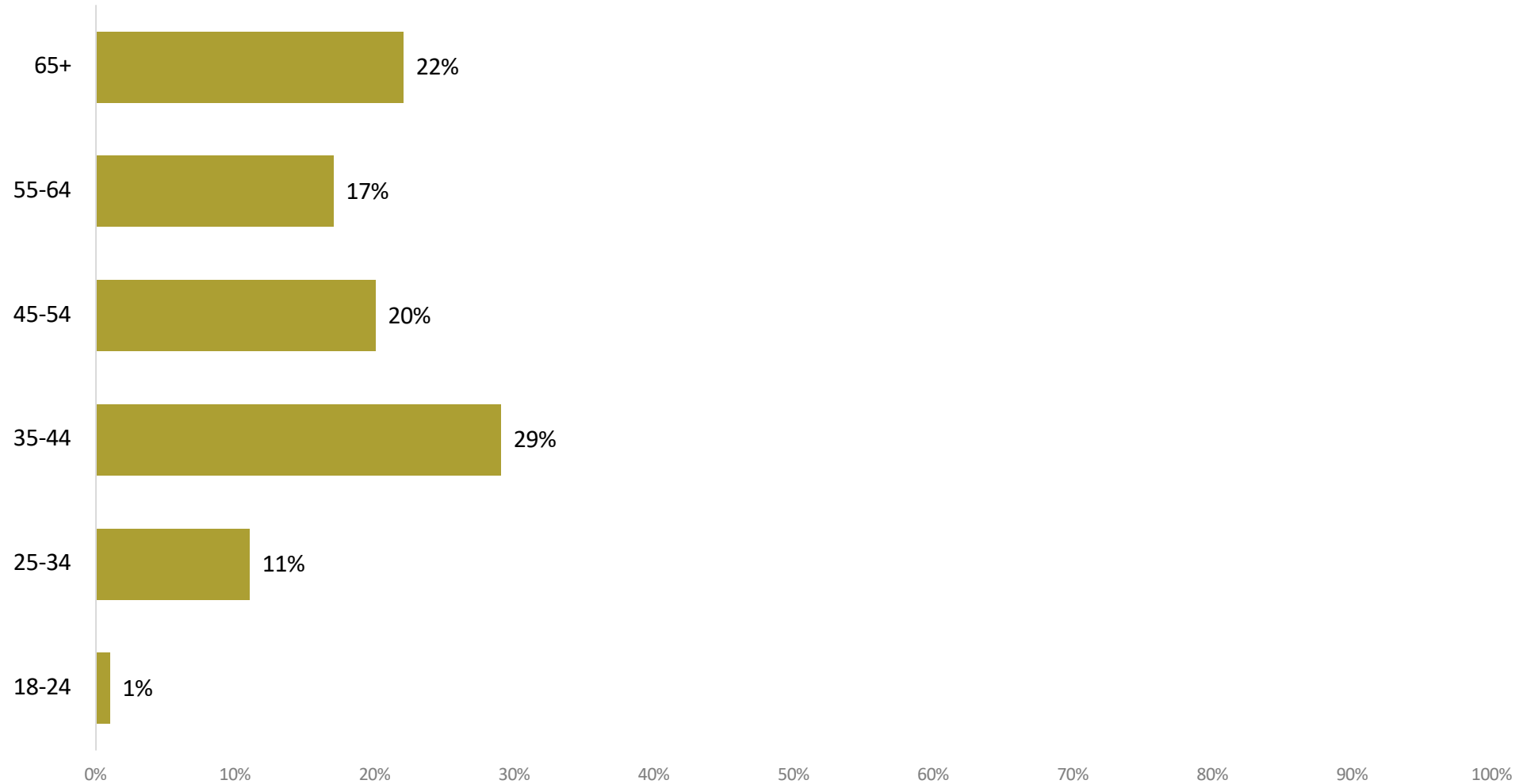
 - 2) Use the one-time-use access code to take the survey online

Survey Information



- (**April-May 2022**) survey window
- (**702**) total respondents
- (**17%**) response rate
- (**+/- 3.77%**) margin of error

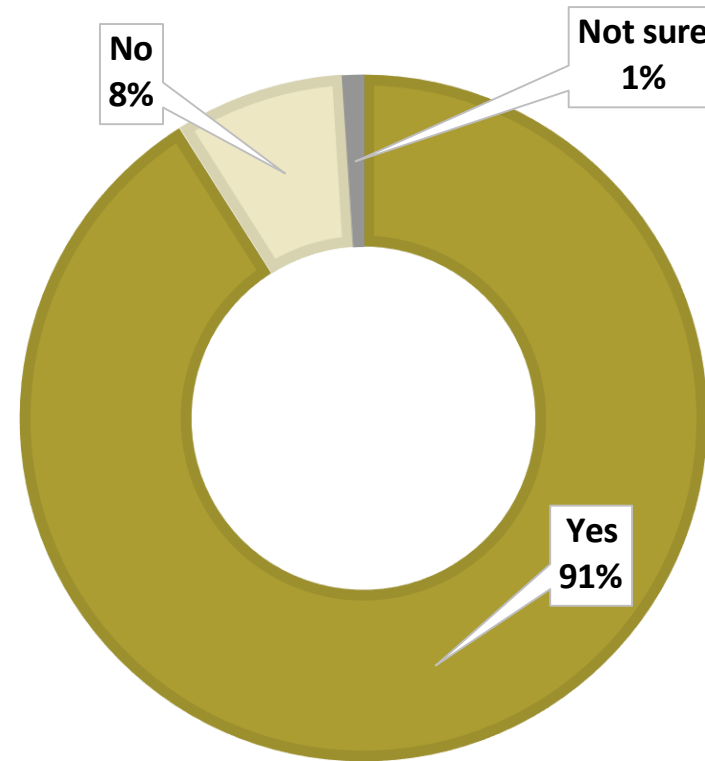
What is your age?



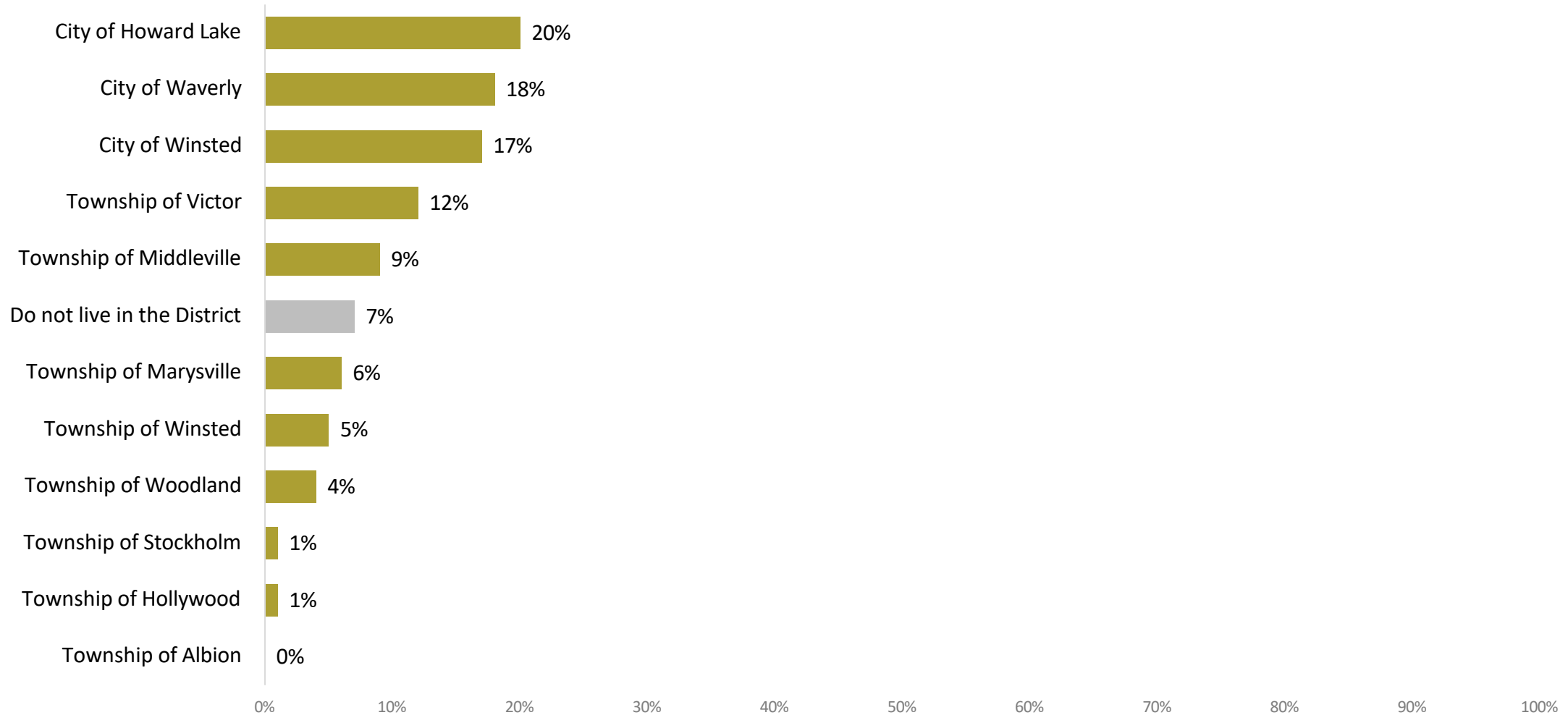
Respondent Information



Is your primary residence in the District?



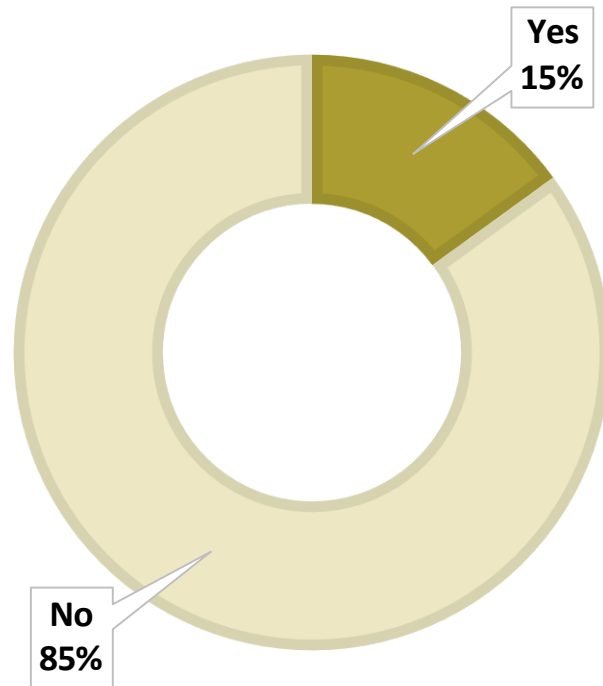
Please indicate where you live:



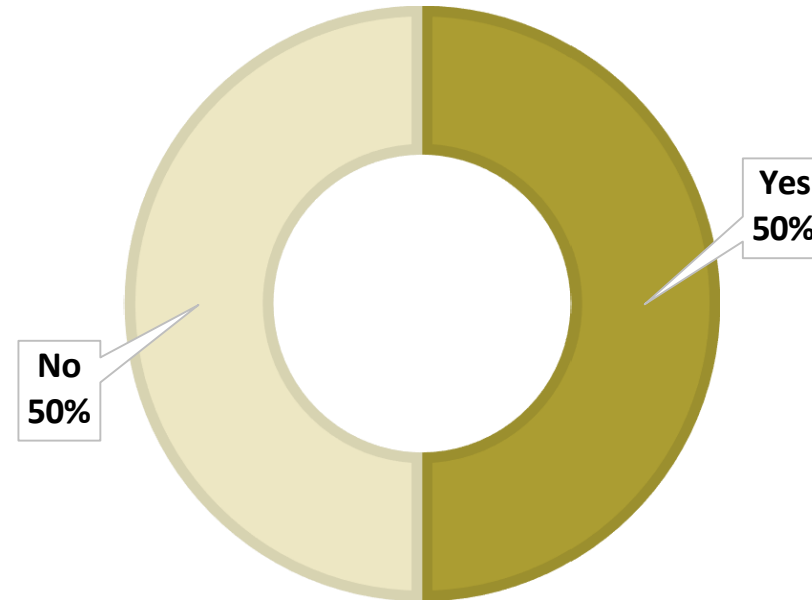
Respondent Information



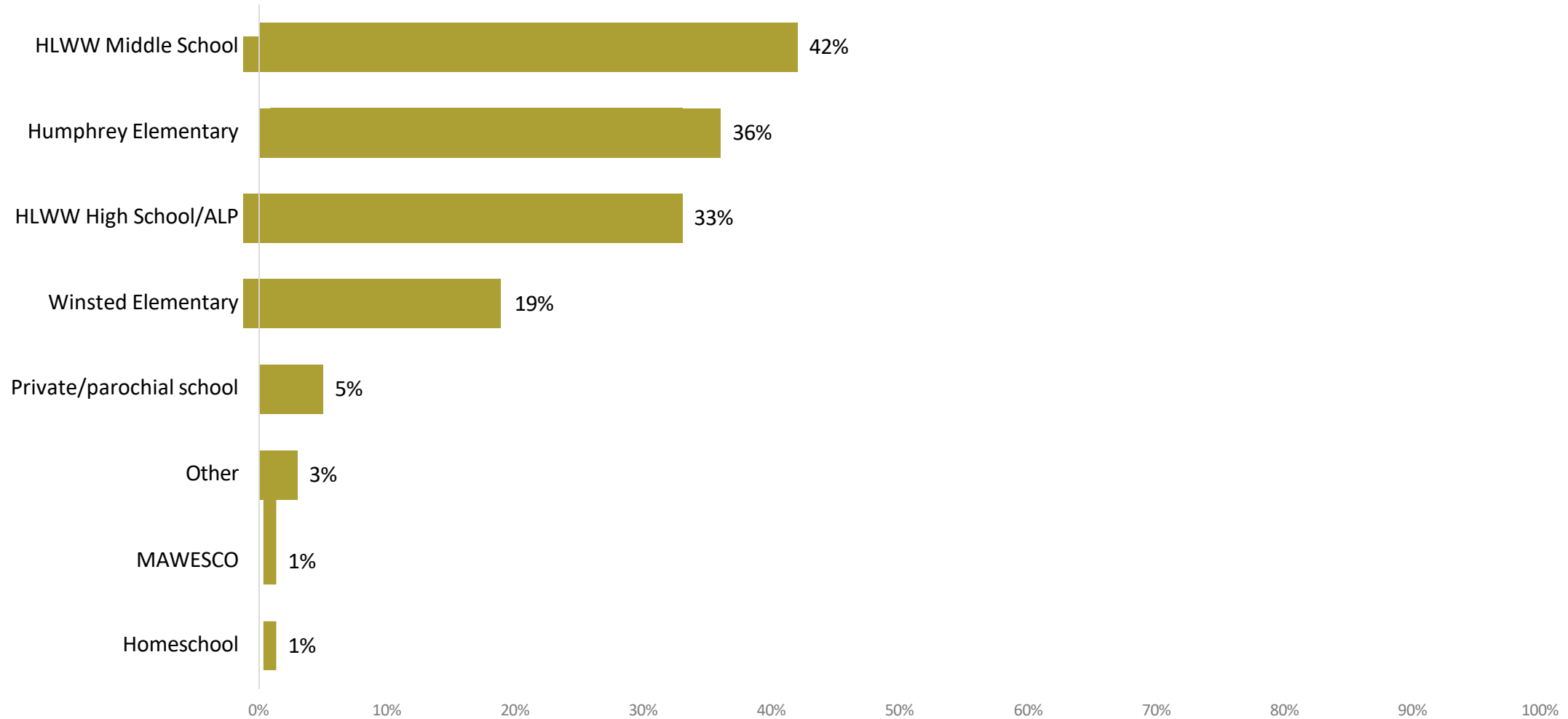
Are you an employee of the District?



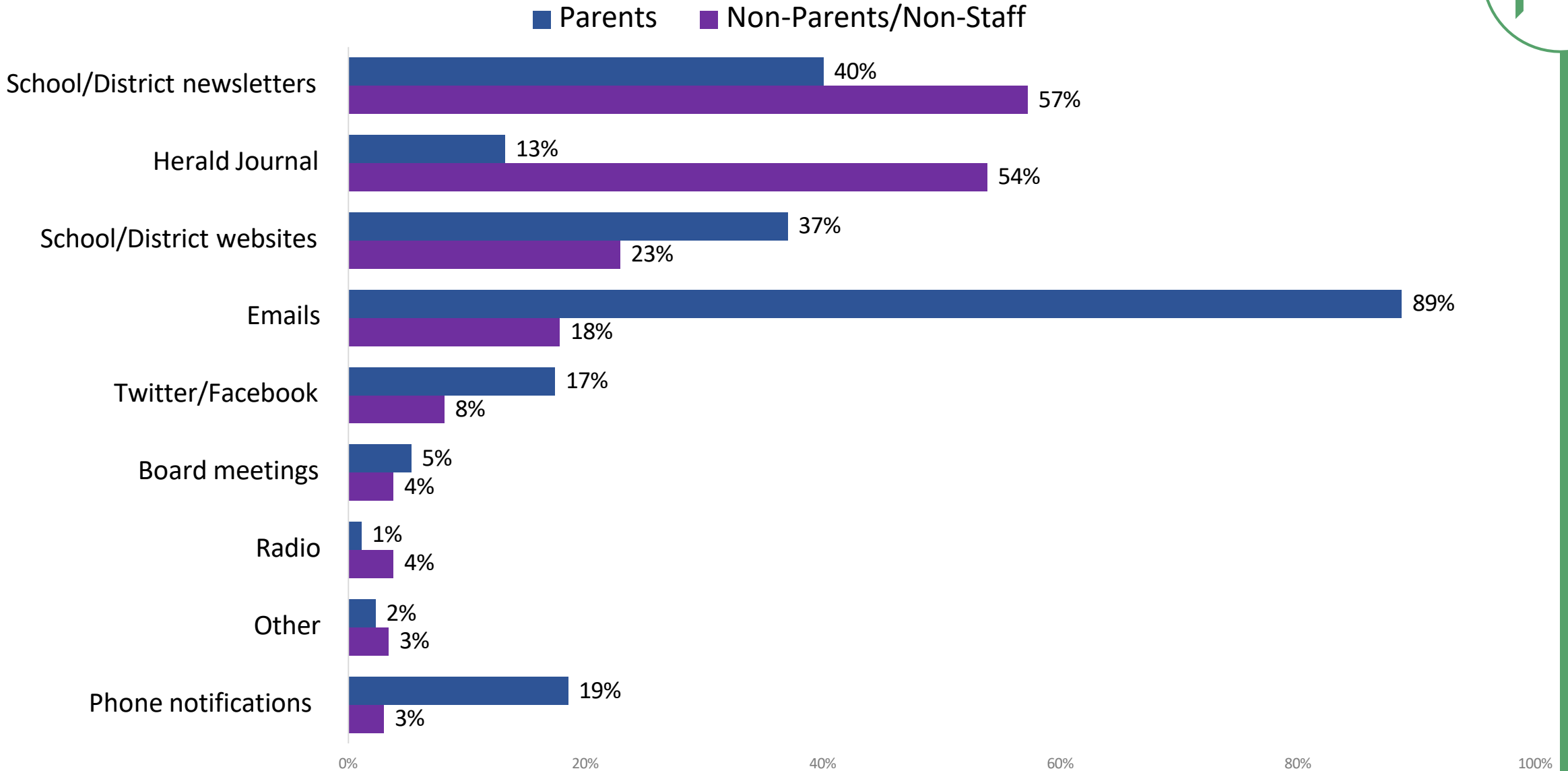

Do you have children attending a school in the District?



If you have school-aged children, what school(s) do they attend? *(Mark all that apply.)*



How do you like to receive school/District information? *(Mark all that apply.)*



Operations Funding



There are two types of local funding sources that school districts can pursue:

Type	Purpose
Levy	Levies fund educational programming, student services, staffing, and maintenance. Funds are used the same year they are received, help address ongoing budget challenges, and make up for federal and state aid that has not kept up with operating expenses.
Bond	Bonds are used to pay for major building projects, such as renovations or building a school. Like a home mortgage, a bond is typically financed over an extended period, often 20 years.
<i>Bonds are for buildings, and levies are for learning.</i>	

Voters in our district rejected operating levies in 2019 and 2020. We respect the community's decision and have attempted to balance our budget in the meantime. We have been able to avoid substantial reductions. However, our savings have been cut in half in recent years, which is not sustainable. We are concerned that further cuts will impact our programming and services for students. **Therefore, we are considering a \$1.1 million operating levy for 10 years.**

Operations Funding (cont'd)

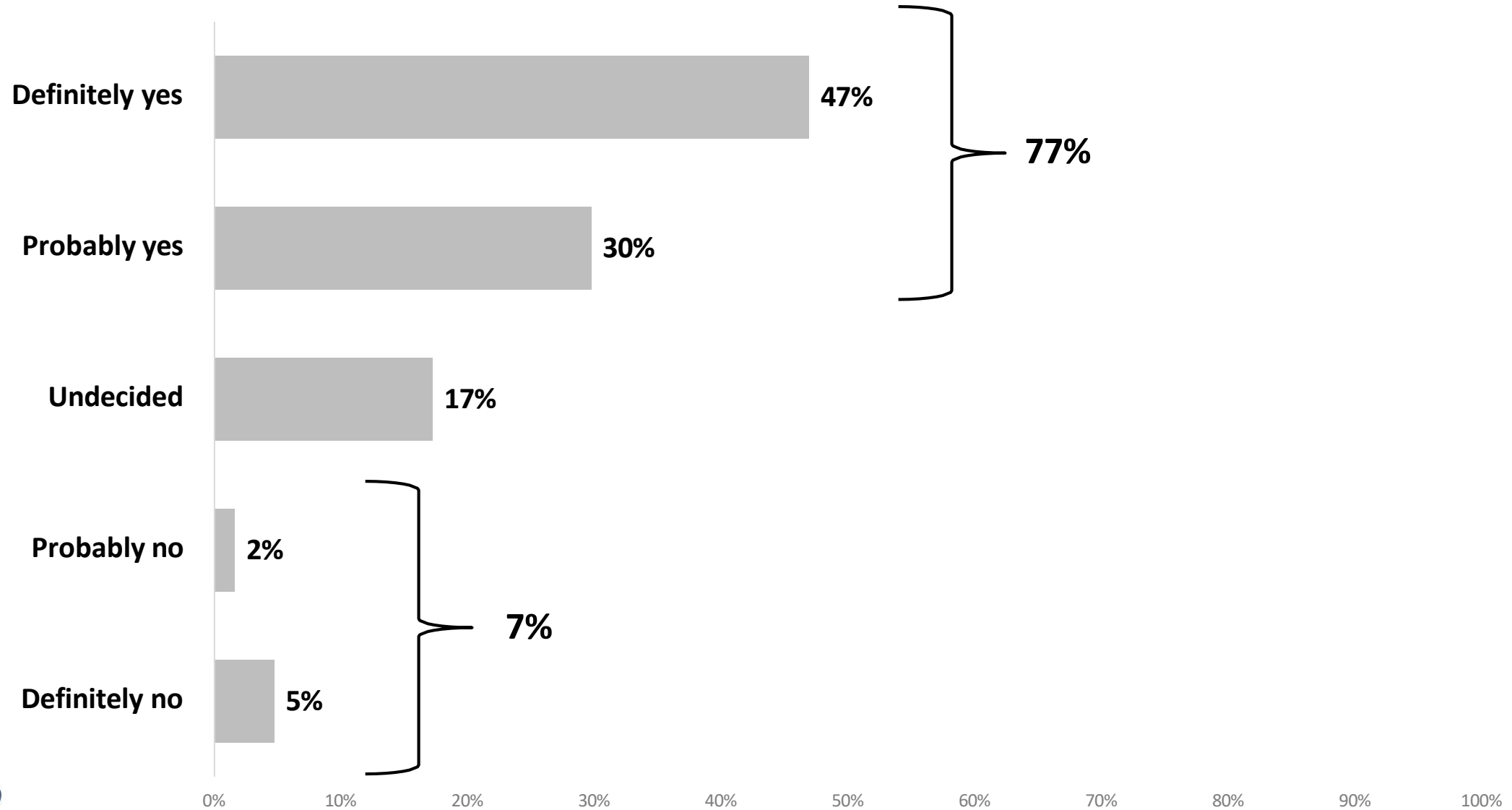



If voters approve, we would use these dollars to maintain our current programming and look to grow the following offerings:

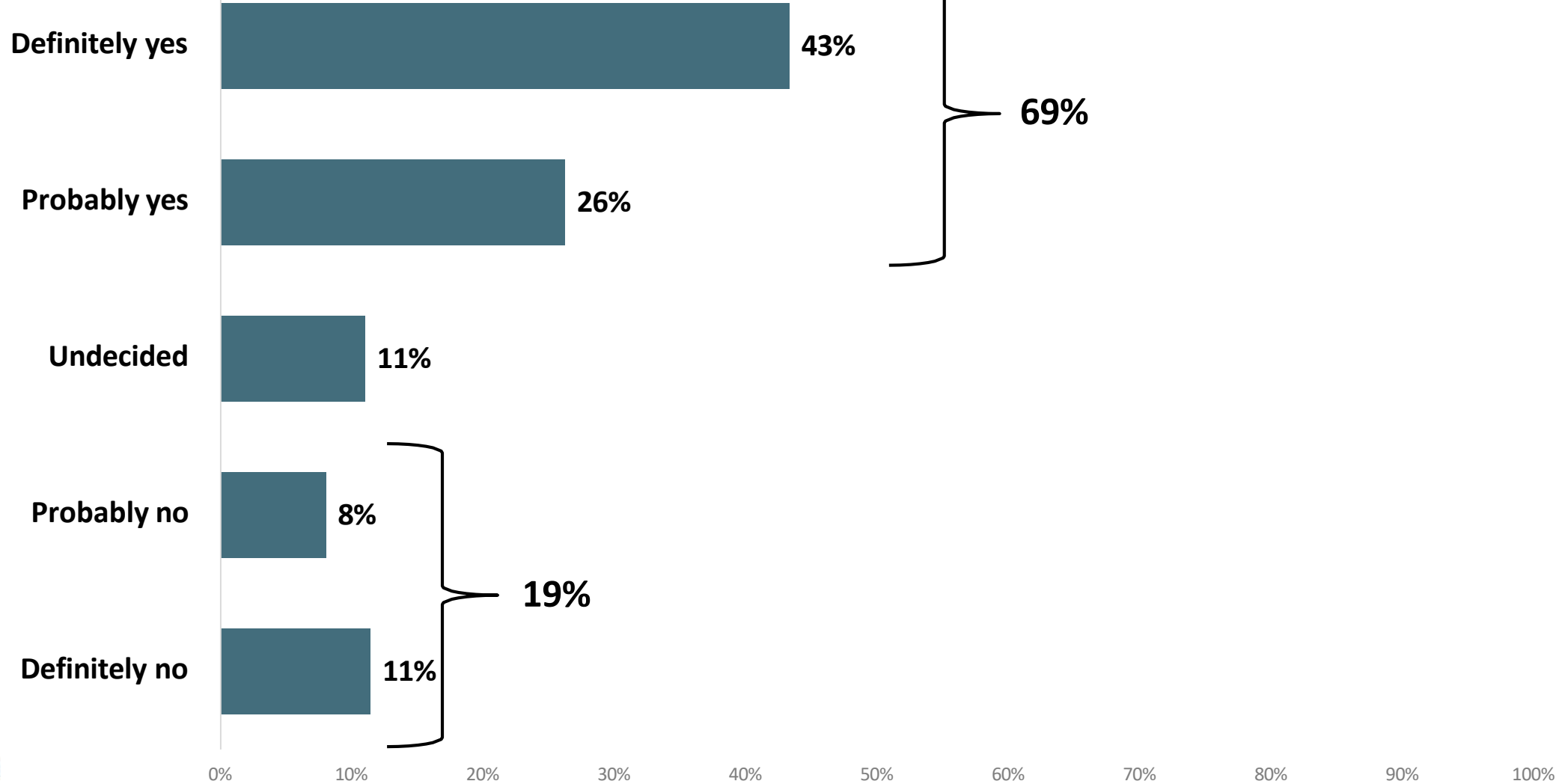

- Offer additional **STEM** (science, technology, engineering, and math) courses, **art** programs, **foreign language**, and **CIS** (College in the Schools) curriculum.
- Implement different **schedule options** (block, trimester, etc.) for grades 7-12 to offer additional opportunities for hands-on, “real-world” experiences. We would hire additional staff to allow students to take more courses, earn college credit while in high school, and improve individualized instruction.
- Reconfigure **bus routes** to create separate routes, allowing elementaries to start earlier and secondary later, shortening ride times for all students, eliminating travel between schools, and separating older and younger students.
- Expand **extracurricular activities** (e.g., business club, robotics, dance, music/fine arts, athletics, etc.).

ANNUAL PROPERTY TAX IMPACT OF A \$1.1 MILLION OPERATING LEVY		
Type of Property	Estimated Market Value	Annual Projected Tax Impact
All Taxable Property	\$100,000	\$106 (\$8.83 per month)
	\$150,000	\$159 (\$13.25 per month)
	\$186,000*	\$197 (\$16.42 per month)
	\$200,000	\$212 (\$17.67 per month)
	\$250,000	\$264 (\$22.00 per month)
	\$400,000	\$424 (\$35.33 per month)

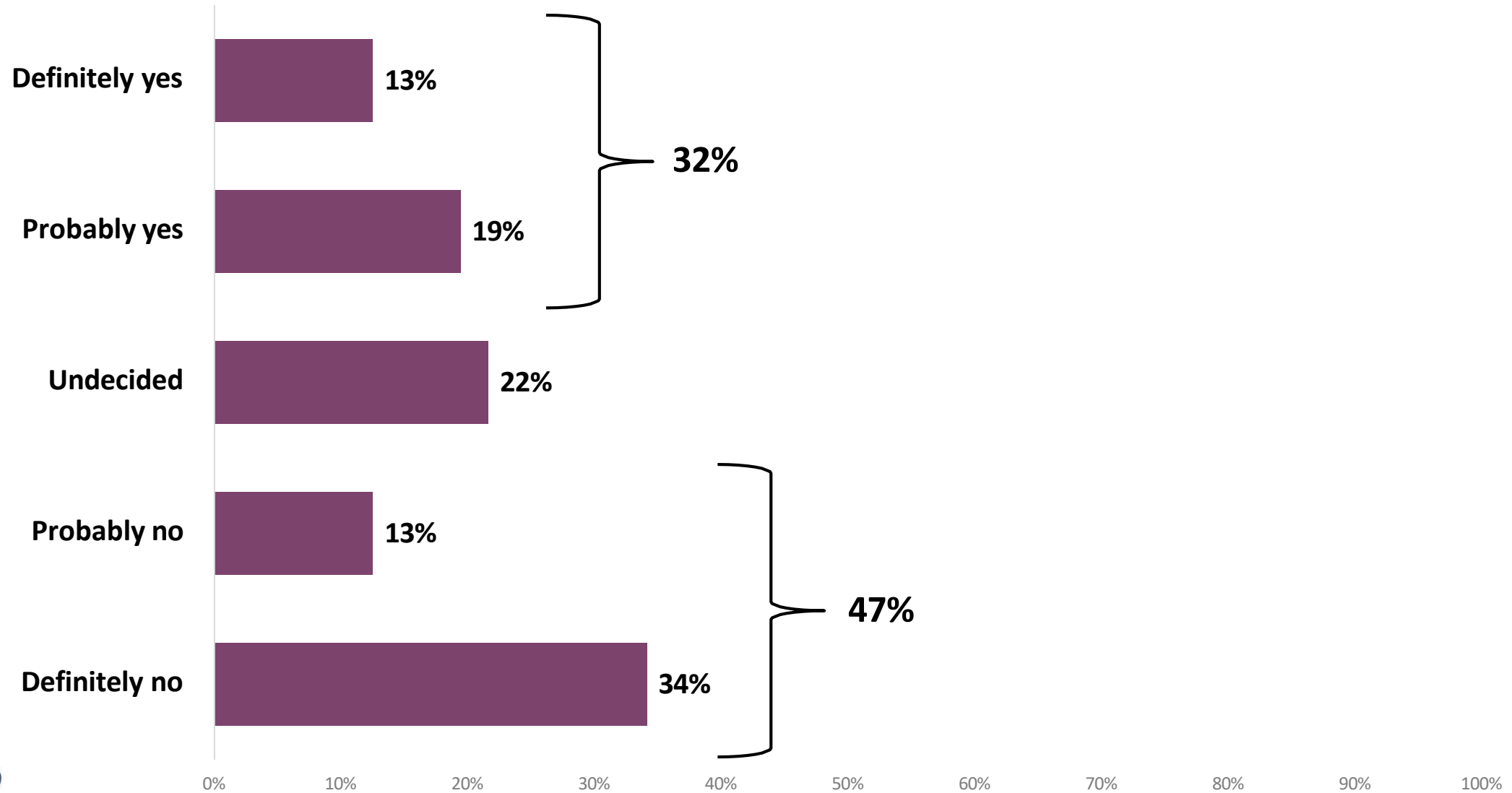

Operational Funding: Staff



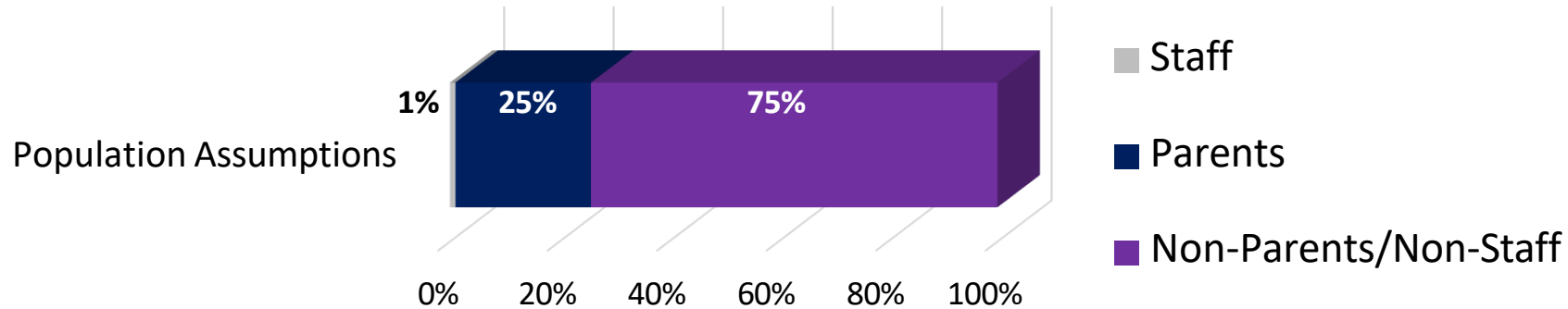
Operational Funding: Parents/Caregivers



Operational Funding: Non-Parents/Non-Staff



Operational Funding: Weighted Support



Weighted support for levy referendum:

$$0.75 (32\%) + 0.25 (69\%) = \underline{\mathbf{41.3\%}}$$

Weighted support for levy referendum (w/ 1/3 of “Undecided”):

$$0.75 (39\%) + 0.25 (73\%) = \underline{\mathbf{47.5\%}}$$

Cost-Cutting Options



If voters do not support an operational levy, the District will need to make substantial reductions from our budget beginning in the 2023-2024 school year. While the District does not endorse any of the following, the options we could consider include the following. **Survey results will help determine what reductions are made.**

Cost-Cutting Options (cont'd)



<p>Class Sizes: Average class sizes are approximately 18 students at the elementary level and 27 students at the middle/high school level.</p> <p>Should the District consider cutting teachers and increasing class sizes?</p>	<p><input type="checkbox"/> Yes</p> <p><input type="checkbox"/> No</p> <p><input type="checkbox"/> No opinion</p>
<p>Course Offerings: Electives (such as music, agriculture, business, art, and foreign languages), Advanced Placement (AP), career prep (including vocational courses), and courses for college credits are offered for students.</p> <p>Should the District consider reducing college credit and elective courses?</p>	<p><input type="checkbox"/> Yes</p> <p><input type="checkbox"/> No</p> <p><input type="checkbox"/> No opinion</p>
<p>Transportation: The District could reduce or eliminate another bus route, requiring students to be picked up earlier, further increasing ride time for some riders and eliminating busing services for others.</p> <p>Should the District reduce busing services?</p>	<p><input type="checkbox"/> Yes</p> <p><input type="checkbox"/> No</p> <p><input type="checkbox"/> No opinion</p>

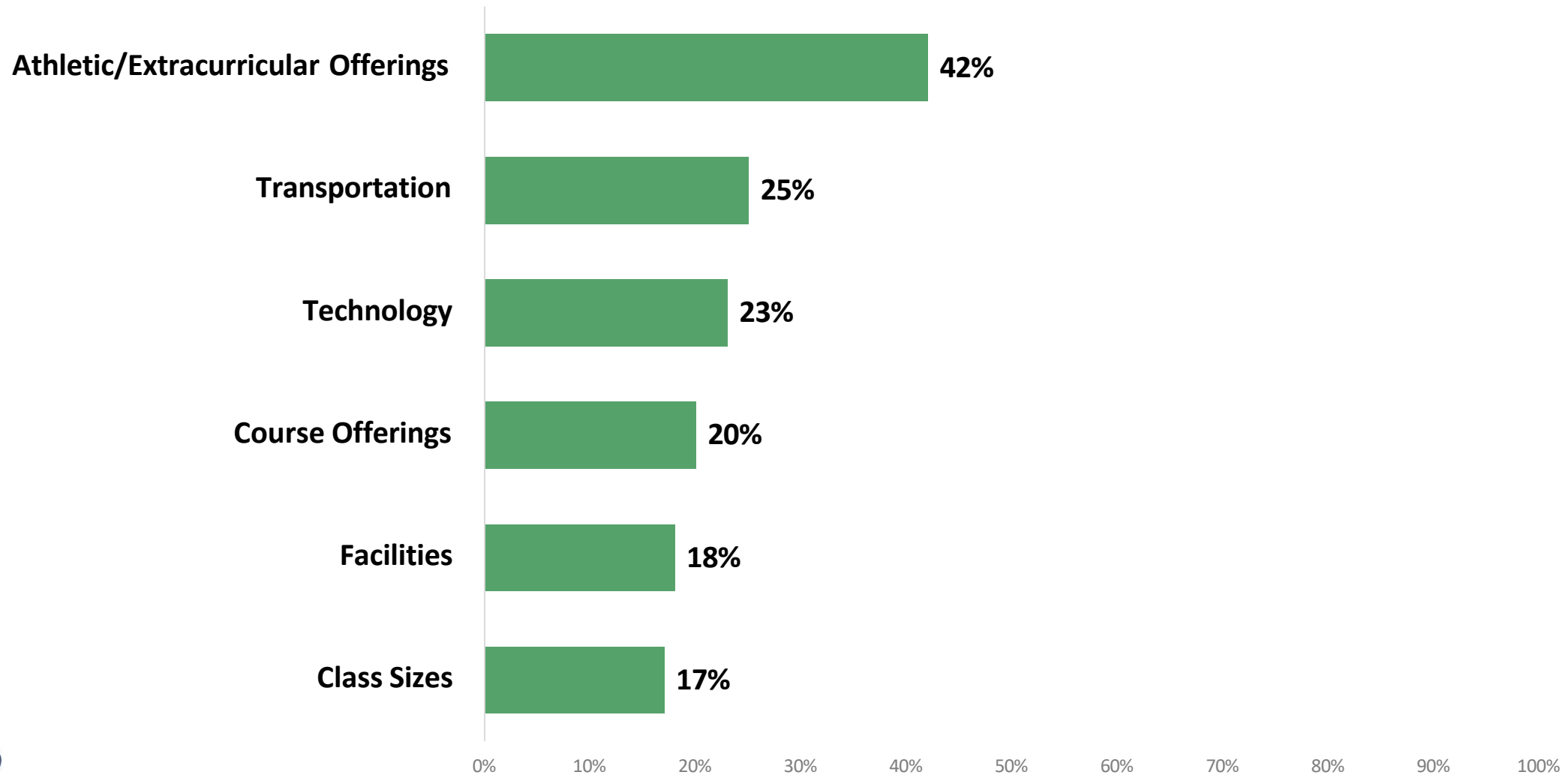

Cost-Cutting Options (cont'd)



<p>Athletic/Extracurricular Offerings: The District offers a number of athletic and extracurricular offerings for middle and high school students.</p> <p>Should the District consider reducing athletic/extracurricular offerings, increasing athletic/activity fees, and removing family fee caps?</p>	<p><input type="checkbox"/> Yes</p> <p><input type="checkbox"/> No</p> <p><input type="checkbox"/> No opinion</p>
<p>Technology: We provide students with access to learning technology (such as tech ed/shop equipment, science materials, and Chromebooks). Also, the District's technology infrastructure needs regular maintenance to meet learning needs.</p> <p>Should the District consider delaying technology updates?</p>	<p><input type="checkbox"/> Yes</p> <p><input type="checkbox"/> No</p> <p><input type="checkbox"/> No opinion</p>
<p>Facilities: We set aside some of the annual budget to stay current with building maintenance, make routine safety/security updates, and prevent project backlogs.</p> <p>Should the District reduce the annual maintenance and safety/security budget?</p>	<p><input type="checkbox"/> Yes</p> <p><input type="checkbox"/> No</p> <p><input type="checkbox"/> No opinion</p>

Preference for Cost-Cutting Options

(Percent of respondents who answered "Yes")



Cost-Cutting Options: Priority Scores



	Staff	Parents/Caregivers	Non-Parents/Non-Staff
Athletic/Co-Curricular Offerings	3.81	4.10	6.84
Transportation	3.40	2.71	4.86
Technology	1.99	2.71	4.46
Course Offerings	2.03	2.10	4.08
Class Sizes	1.73	1.82	3.94
Facilities	1.97	2.43	3.71

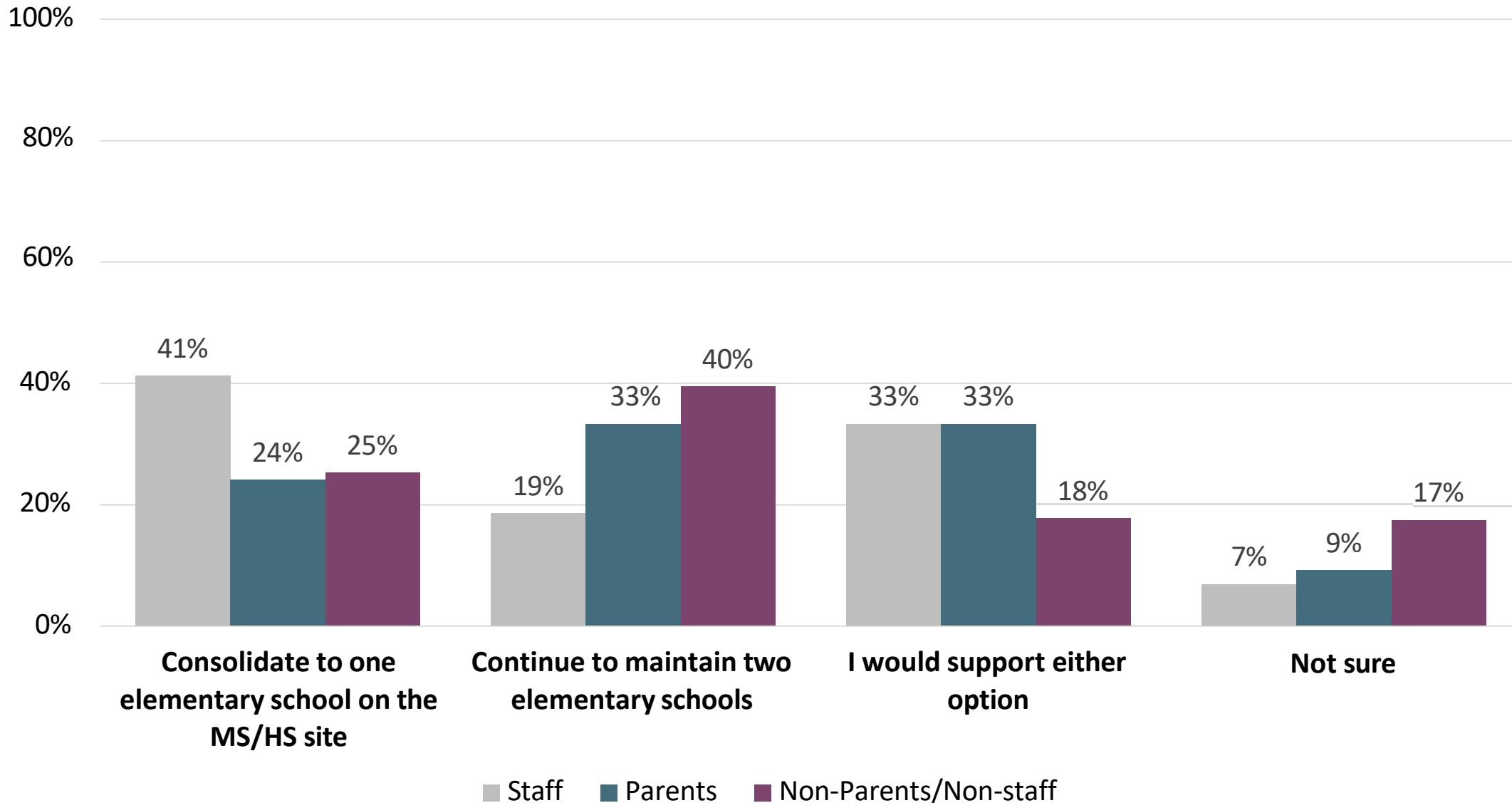

Yes = 10 No = 1 Median = 5.5

Elementary School Planning

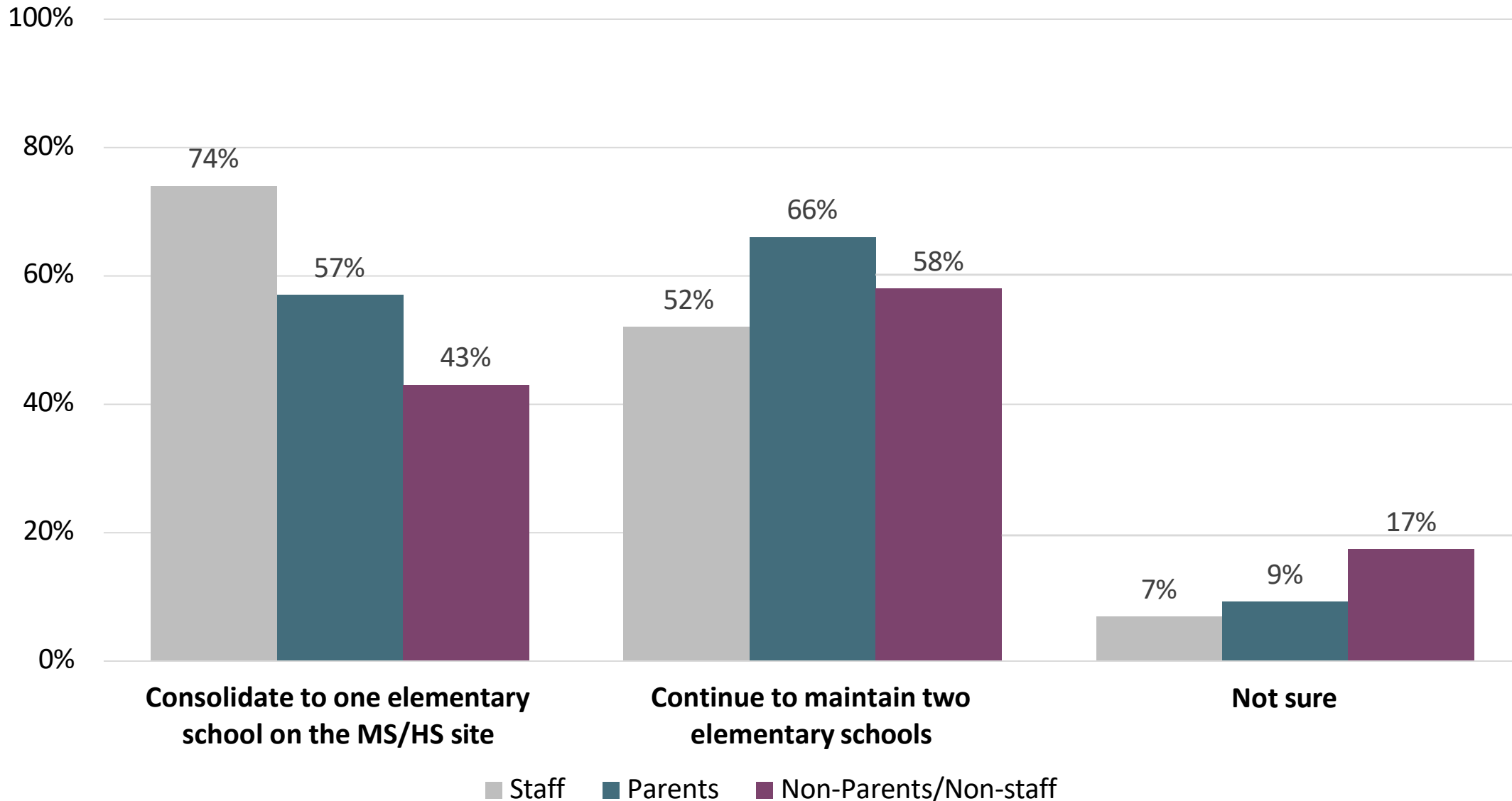



Some community members believe we should continue maintaining elementary schools in Waverly and Winsted. Others have asked whether it makes financial sense to consolidate to one elementary school on the current middle and high school campus property in Howard Lake.

What advice would you give the District?



What advice would you give the District?





The averages on the following slide are calculated based on the following weight:

High = 3

Medium = 2

Low = 1

Please use this scale when responding.

High: Address immediately

Medium: Important, but address in a future project

Low: Not a priority, do not address in the near future

Respondents that marked *Not sure* were not included in the calculation.

Therefore, if everyone one chose *High*, the Priority Score = 3.0. If everyone chose *Low*, the Priority Score = 1.0.

Facility Projects



Classroom Space		Priority Score = 2.08
Major Building Systems/ Infrastructure		Priority Score = 2.03
Replace Portable Classrooms		Priority Score = 2.02
School Support Areas (Elementary)		Priority Score = 1.78
Traffic Flow		Priority Score = 1.63
Activity Facilities		Priority Score = 1.35

■ High
 ■ Medium
 ■ Low

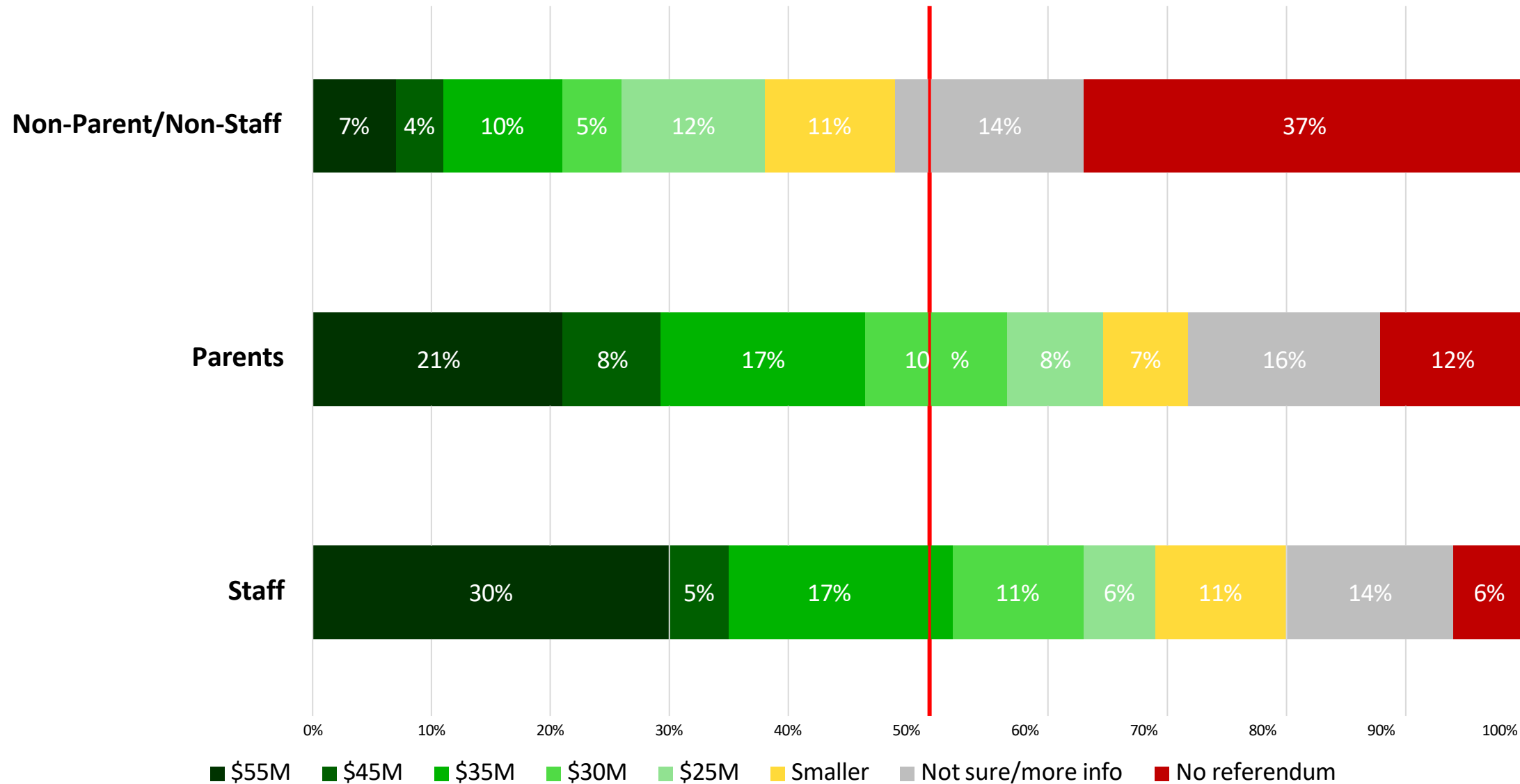

Funding Support



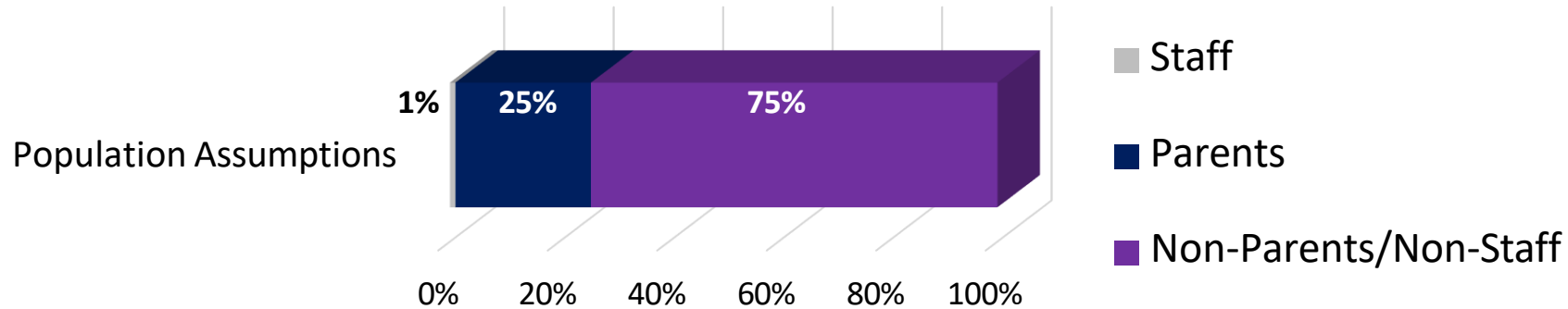
In addition to the levy, the District could also pursue a bond referendum to fund the potential facility projects explained on the previous pages. The total cost of the building projects would exceed \$60 million. **We realize paying for all these projects at one time is not realistic.** The Board of Education and District leaders will establish a plan based on the community's priorities and willingness to support the projects financially.

PROJECTED ANNUAL PROPERTY TAX IMPACT OVER THE CURRENT LEVEL						
Type of Property	Estimated Market Value	Bond Referendum Amounts				
		\$25 million	\$30 million	\$35 million	\$45 million	\$55 million
Residential Homestead	\$100,000	\$53	\$69	\$89	\$128	\$168
	\$150,000	\$94	\$122	\$156	\$226	\$296
	\$186,000*	\$123	\$160	\$205	\$296	\$388
	\$200,000	\$134	\$174	\$224	\$323	\$423
	\$300,000	\$215	\$280	\$359	\$518	\$678
Commercial/Industrial	\$100,000	\$111	\$145	\$186	\$268	\$351
	\$250,000	\$316	\$410	\$526	\$760	\$995
	\$500,000	\$687	\$892	\$1,145	\$1,654	\$2,166
Ag Homestead** (average value per acre)	\$3,000	-\$0.04	\$0.06	\$0.18	\$0.43	\$0.68
	\$5,000	-\$0.07	\$0.10	\$0.30	\$0.71	\$1.13
	\$7,000	-\$0.10	\$0.13	\$0.42	\$1.00	\$1.58
Ag Non-Homestead** (average value per acre)	\$3,000	-\$0.08	\$0.12	\$0.36	\$0.86	\$1.35
	\$5,000	-\$0.14	\$0.19	\$0.60	\$1.43	\$2.26
	\$7,000	-\$0.20	\$0.27	\$0.84	\$2.00	\$3.16

How much of a tax increase would you support through a bond referendum, assuming the projects included were acceptable to you?



Operational Funding: Weighted Support




Weighted support for \$25M bond:

$$0.75 (38\%) + 0.25 (64\%) = \underline{\mathbf{44.5\%}}$$

Weighted support for smaller bond:

$$0.75 (49\%) + 0.25 (71\%) = \underline{\mathbf{54.5\%}}$$

Facility Projects



Project (Priority Score)	Cost	Cumulative Cost
Classroom Space (2.08)	\$16.1M	\$16.1M
Major Building Systems/Infrastructure (2.03)	\$9.2M	\$25.3M
Replace Portable Classrooms (2.02)	\$13.4M	\$38.7M
School Support Areas (Elementary) (1.78)	\$2.5M	\$41.2M
Traffic Flow (1.63)	\$8.3M	\$49.5M
Activity Facilities (1.35)	\$11.9M	\$61.4M



The averages on the following slide are calculated based on the weighting:

Great = 4

Good = 3


Fair = 2

Poor = 1.

Respondents that marked *Not sure/no opinion* were not included in the calculation.


Therefore, if everyone one selected *Great*, the score = 4.0.
If everyone selected *Poor*, the score = 1.0.

How is the District doing in each of the following areas?



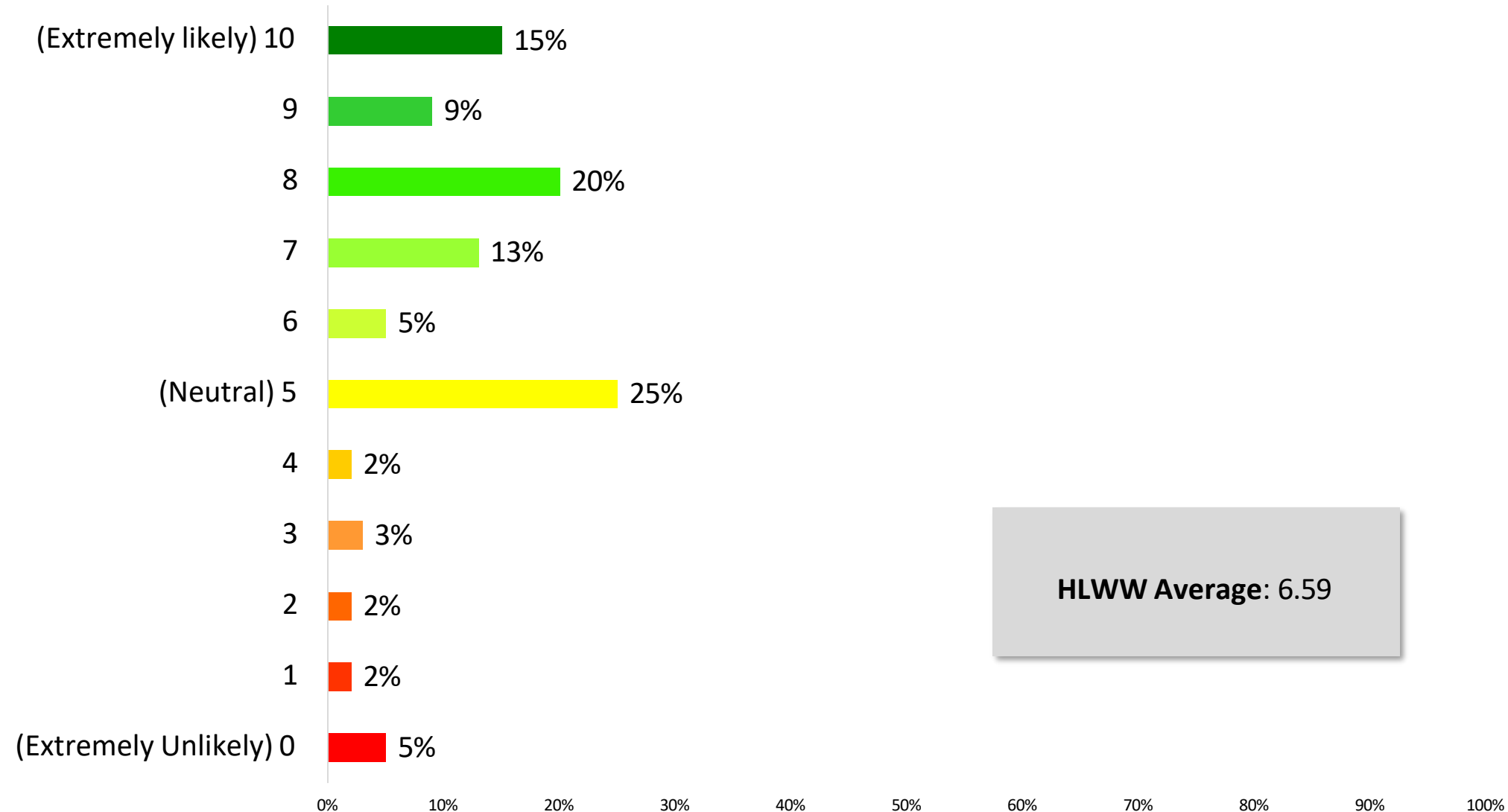
Item	Staff	Parents (Non-Staff)	Non-Parents (Non-Staff)
Delivering a high-quality education	3.08	3.03	2.76
Keeping the public informed	2.85	2.92	2.30
Managing funds appropriately	2.66	2.70	2.16
Building pride in the Laker community	2.74	2.89	2.60

How is the District doing in each of the following areas?



Item	Percent "Great" or "Good"	Average
Delivering a high-quality education	77%	2.94
Building pride in the Laker community	68%	2.76
Keeping the public informed	64%	2.67
Managing funds appropriately	55%	2.48

How likely are you to recommend the District to a friend or family member?



What did we learn?

- A majority of staff and parents/caregivers support the levy. A majority of non-parents/non-staff do not support the levy.
 - If held today, voters would likely not approve the levy as described.
- A bond would need to be less than \$25M to be supported by a majority of voters.
- The projects that respondents deemed the highest priority were classroom space and major building systems/infrastructure.
 - The combined cost is \$25.3M.



What did we learn?

- Community engagement may impact the data by a few percentage points, but we are facing in terms of rising interest rates and inflation.
- **Therefore, consider reducing the scope/cost/tax impact of both the levy and bond referendums.**





Questions or Comments?





Thank you!

